

Guide de l'utilisateur haut-parleur sans fil EL213

Spécifications

- . Taille de l'unité : 59 x 59 x 51mm
- . Matériau : paille de blé et ABS
- . Version BT : 5.0
- . Distance BT : jusqu'à 10m
- . Peut lire la musique via une carte TF insérée, lire des fichiers de musique MP3 seulement (carte TF non incluse)
- . Avec un anneau lumineux LED coloré, pendant la lecture de la musique, la lumière LED colorée clignote.
- . Sortie : 3W x 1pc
- . Réponse en fréquence : 100Hz-18KHz
- . Batterie au lithium rechargeable intégrée de 300mAh
- . Temps de charge : environ 2 heures
- . Accessoire : 1 câble de chargement Micro USB

Fonctions des boutons

- . Appui long pour allumer/éteindre l'appareil
- . Appui court sur | ◀◀ pour revenir à la musique précédente, appui long sur | ◀◀ pour diminuer le volume sonore.
- . Appui court ▶▶ | pour passer à la musique suivante, appui long ▶▶ | pour augmenter le volume.
- . Appuyez sur ▶ || pour lire/pause la musique.

Instructions de fonctionnement:

- . Tout d'abord, il faut allumer le haut-parleur en appuyant sur la touche ON/OFF,
- . Pour activer la fonction BT du téléphone portable, recherchez le code d'appariement de " EL213 " puis cliquez pour connecter le téléphone portable au haut-parleur via BT.

Comment charger

- . Chargez l'appareil à l'aide du câble de charge Micro USB vers USB fourni.

Avertissement







1. N'utilisez pas ce haut-parleur de manière excessive, ne le soumettez pas à une forte pression et tenez-le à l'écart de l'humidité, de l'eau et de la chaleur
2. Tenir à l'écart du routeur WIFI ou d'autres équipements de transmission à haute fréquence afin d'éviter toute interruption de la réception du signal.
3. Veuillez utiliser ce haut-parleur dans son rayon d'action (dans les 10 m) et l'effet sera meilleur s'il n'y a pas d'obstacle entre les appareils connectés.
4. Ne frappez pas le produit avec un objet quelconque.
5. Ne pas jeter ou laisser tomber ce produit
6. Ne pas démonter l'appareil, sous peine de l'endommager.
7. Si vous n'utilisez pas le produit pendant une longue période, veuillez d'abord le charger complètement, puis l'utiliser.

Wireless speaker Manual

Specification

- . Unit size: 59 x 59 x 51mm
- . Material: wheat straw+ ABS
- . BT Version: 5.0
- . BT distance: up to 10M
- . Able to play music via TF card that inserted in, read MP3 sound file only (TF card not included)
- . With colorful LED light ring, while playing music, the colorful LED light will flash
- . Output: 3W x 1pc
- . Frequency Response: 100Hz-18KHz
- . Built-in 300mAh rechargeable Lithium battery
- . Charging time: about 2 hours
- . Accessory: 1pc Micro USB charging cable

Button function

- . Long press  to turn on/off the device
- . Short press  to track to the previous music, long press  to decrease the volume level
- . Short press  to track to the next music, long press  to increase the volume level
- . Press  to play/pause music

Operation instruction:

- . Firstly to turn on the ON/OFF button speaker,
- . To turn on cell phone's BT function, to search for pairing code of " EL213 ", then click to connect the cell phone with the speaker via BT, then it works.

How to charge

- . To charge it with enclosed Micro USB to USB charging cable.

Warning

1. Please do not overuse this speaker or put it under heavy pressure, keep away from wet and heat
2. Keep away from WIFI router or other high frequency transmitting equipment to prevent interruption of signal receiving
3. Please use this speaker under its working range (within 10m) and the effect would be better if there is no obstacle between the connected devices.
4. Do not strike the product with any article
5. Do not throw or drop this product
6. Do not disassemble this product, or it may cause the product be damaged
7. If you don't use the product for a long time, please charge it fully first, then to use it.

FCC Warning Statement: Changes or modifications to this unit not expressly approved by the party responsible for compliance could void the user's authority to operate the equipment. This equipment has been tested and found to comply with the limits for a Class B digital device, pursuant to Part 15 of the FCC Rules. These limits are designed to provide reasonable protection against harmful interference in a residential installation. This equipment generates, uses and can radiate radio frequency energy and, if not installed and used in accordance with the instructions, may cause harmful interference to radio communications.

However, there is no guarantee that interference will not occur in a particular installation. If this equipment does cause harmful interference to radio or television reception, which can be determined by turning the equipment off and on, the user is encouraged to try to correct the interference by one or more of the following measures:

- **Reorient or relocate the receiving antenna.**
- **Increase the separation between the equipment and receiver.**
- **Connect the equipment into an outlet on a circuit different from that to which the receiver is connected.**
- **Consult the dealer or an experienced radio/TV technician for help.**

This device complies with Part 15 of the FCC Rules. Operation is subject to the following two conditions: (1) this device may not cause harmful interference, and (2) this device must accept any interference received, including interference that may cause undesired operation.

FCC Radiation Exposure Statement

The device has been evaluated to meet general RF exposure requirement. The device can be used in portable exposure condition without restriction.