







EXHIBIT 2 - EUT EXTERNAL PHOTOGRAPHS

<p>EUT View 1</p>	 A photograph showing three external components of the EUT on a blue background. On the left is a black rectangular device with a white circular lens on its front face and a small white circular label on its side. To its right is a black power adapter with two prongs. Further right is a black USB cable. A black L-shaped ruler is placed around the components for scale, with markings in millimeters and centimeters.
<p>EUT View 2</p>	 A close-up photograph of the black rectangular device from View 1. The device is positioned on a blue background. A black L-shaped ruler is placed to its left and bottom for scale. The white circular lens on the front of the device is clearly visible.

<p>EUT View 3</p>	
<p>EUT View 4</p>	

<p>EUT View 5</p>	
<p>EUT View 6</p>	

EUT View 7

