

Remark :

Do not mixed old and new batteries. Do not mix alkaline standard (carbon-zinc), or rechargeable (nickel cadmium) batteries.

DO NOT DISPOSE OF BATTERIES IN FIRE. BATTERIES MAY EXPLODE OR LEAK. REMOVE BATTERIES IF CONSUMED OR IF PRODUCT IS TO BE LEFT UNUSED FOR LONG TIME.

Never attempt to disassemble or open batteries as this can lead to electrolyte burns.

Keep batteries out of the reach of children, especially those batteries fitting within the limits of the truncated cylinder

Seek medical advice immediately if a battery has been swallowed

Always purchase the correct size and grade of battery most suitable for the intended use

Replace all batteries of a set at the same time

Clean the battery contacts and also those of the device prior to battery installation

Ensure the batteries are installed correctly with regard to polarity (+ and -).


Remove used batteries promptly


Note: This equipment has been tested and found to comply with the limits for a Class B digital device, pursuant to part 15 of the FCC Rules. These limits are designed to provide reasonable protection against harmful interference in a residential installation. This equipment generates, uses and can radiate radio frequency energy and, if not installed and used in accordance with the instructions, may cause harmful interference to radio communications. However, there is no guarantee that interference will not occur in a particular installation. If this equipment does cause harmful interference to radio or television reception, which can be determined by turning the equipment off and on, the user is encouraged to try to correct the interference by one or more of the following measures:

- Reorient or relocate the receiving antenna.
- Increase the separation between the equipment and receiver.
- Connect the equipment into an outlet on a circuit different from that to which the receiver is connected.
- Consult the dealer or an experienced radio/TV technician for help.

LED LAMP WITH BLUETOOTH SPEAKER

USER MANUAL





SIZE :

Power: Speaker 10 W, LED 5W (600-800LM)

Speaker : 8Ω 10W

Interface : E27

Amplifier : Class D

Signal input: Bluetooth.

2.4G Bluetooth transmission

Bluetooth transmit distance : 10 meters

Bluetooth connection password : HZ-9810

Signal output : 300-15K audio signal

Working temperature : -40°C~80°C

Working voltage : AC100-240V

Life : >40000 hours

Lampshade size > 5 inch

Environmental protection level: No mercury pollution

Application: parlour, bedroom, studyroom, kitchen, bathroom, passageway

Remote control

1.Power on/off

2.Prev skip

3.Volume -

4.Next skip

5.LED Brightness-

6.Mute

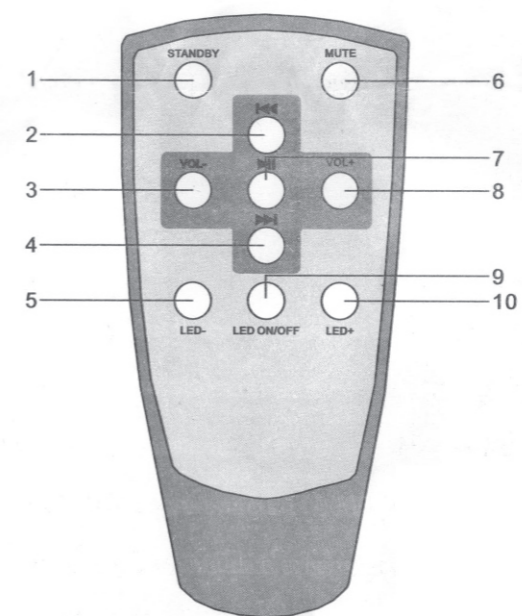
7.Play/pause

8.Volume +

9.LED Lamp On/off

10.LED Brightness +

11.Battery 2*AAA (not including)



This device complies with Part 15 of the FCC Rules. Operation is subject to the following two conditions: (1) this device may not cause harmful interference, and (2) this device must accept any interference received, including interference that may cause undesired operation.

Changes or modifications not expressly approved by the party responsible for compliance could void the user's authority to operate the equipment.

NOTE: This equipment has been tested and found to comply with the limits for a Class B digital device, pursuant to Part 15 of the FCC Rules. These limits are designed to provide reasonable protection against harmful interference in a residential installation. This equipment generates, uses instructions, may cause harmful interference to radio communications. However, there is no guarantee that interference will not occur in a particular installation. If this equipment does cause harmful interference to radio or television reception, which can be determined by turning the equipment off and on, the user is encouraged to try to correct the interference by one or more of the following measures:

- Reorient or relocate the receiving antenna.
- Increase the separation between the equipment and receiver.
- Connect the equipment into an outlet on a circuit different from that to which the receiver is connected.
- Consult the dealer or an experienced radio/TV technician for help.