



AZULLC®

QUICK GUIDE



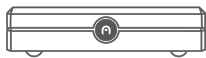
BYTE4ELITE

MINI DESKTOP PC

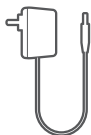


WHAT'S IN THE BOX?

1



Byte4 Elite



Power adapter
19V/3A

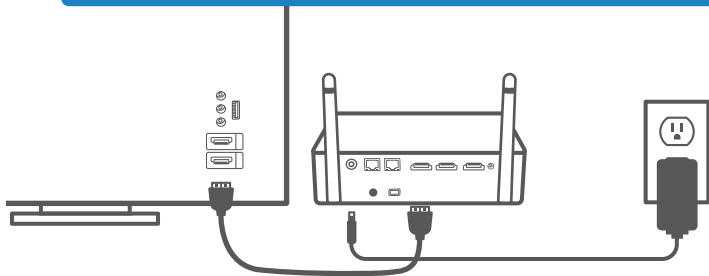


Thermal Tape



Quick Guide

HOW TO SET-UP



- 1 Connect to your chosen input on your monitor or TV
- 2 Plug-in device using your desired display output
- 3 Connect the Power Adapter.
- 4 Choose your input , connect your accessories and enjoy.

We're Here For You



Live Chat
azulle.com



Technical Support
786.233.6769 Ext.1



E-mail
support@azulle.com

For Video Tutorials Visit Our YouTube Channel: [Youtube.com/AzulleTech](https://www.youtube.com/AzulleTech)
Learn how to get more out of your device on our blog, visit: azulle.com/stories

THINK SOLUTIONS

Find the perfect match for your device. Visit our shop to browse accessories for your device. Discover how our mini PC's can optimize and power your business.



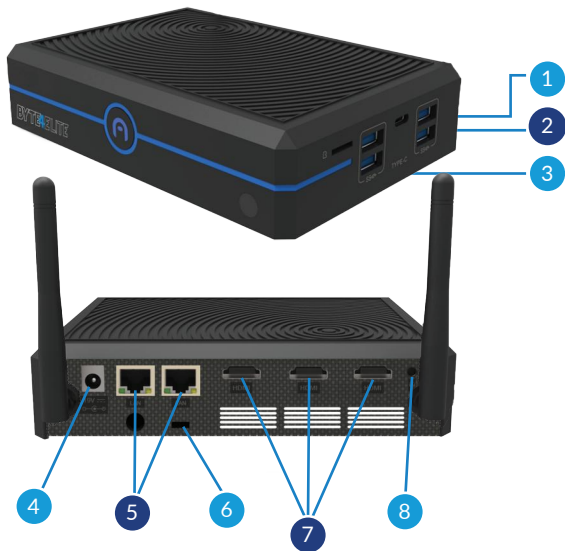
Digital Signage



Video Conferencing



POS Systems



1 USB Type-C

4 Entrada de Corriente

7 Salida HD

2 USB 3.0

5 Ethernet

8 3.5 mm Audio Jack

3 Micro SD Slot

6 Kensington Lock

Stay In Touch

Follow us to keep up with the latest news, and share your #MiniMoments with us @AzulleTech #GoMini

Sign-up for our Newsletter to receive exclusive offers and be the first to find out about releases.

azulle.com/contact



Processor	i3-1115G4 / i5-1135G7 / i7-1165G7
DDR	2X SODIMM260 DDR4 support 3200M/Max 64Gb
Emmc	none
M2 M-KEY slot	NVME SSD 2280, Support 4X PCIE4.0
M2 B-KEY slot	SATA3 6GT/S SSD 2242 or 4G module
HDMI2.0	X3 ; max 4k@60fps
USBC	X1 USB4.0 max 20Gbps
USB3.2	x2, max 10Gbps
USB2.0	x2, max 480Mbps
LAN	x1, 1Gbps, I219 (Intel)
LAN	x1, 2,5Gbps, I215 (Intel) - Wifi 6
Audio Jack	x1
TF	x1
Bluetooth	Bluetooth 5.1
WIFI Modules	AX201 802.11Ax, 2X2, 2.4Gbps
VESA	support

FCC Statement

This equipment has been tested and found to comply with the limits for a Class B digital device, pursuant to Part 15 of the FCC Rules. These limits are designed to provide reasonable protection against harmful interference in a residential installation. This equipment generates uses and can radiate radio frequency energy and, if not installed and used in accordance with the instructions, may cause harmful interference to radio communications. However, there is no guarantee that interference will not occur in a particular installation. If this equipment does cause harmful interference to radio or television reception, which can be determined by turning the equipment off and on, the user is encouraged to try to correct the interference by one or more of the following measures:

- Reorient or relocate the receiving antenna.
- Increase the separation between the equipment and receiver.
- Connect the equipment into an outlet on a circuit different from that to which the receiver is connected
- Consult the dealer or an experienced radio/TV technician for help.

This device complies with part 15 of the FCC Rules. Operation is subject to the following two conditions: (1) This device may not cause harmful interference, and (2) this device must accept any interference received, including that may cause undesired operation.

Changes or modifications not expressly approved by the party responsible for compliance could void the user's authority to operate the equipment.