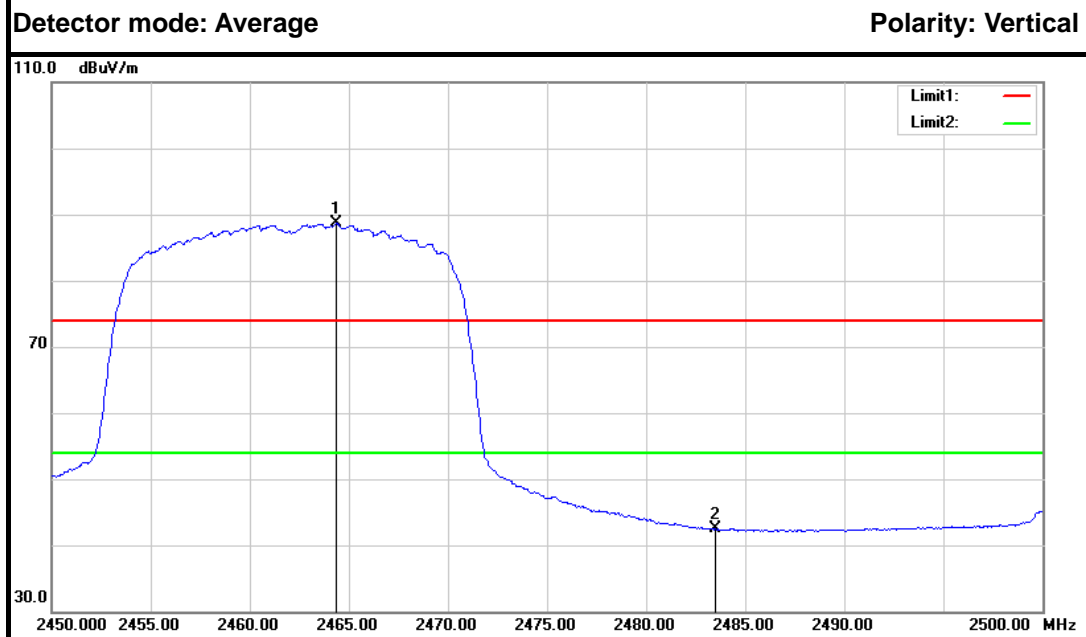
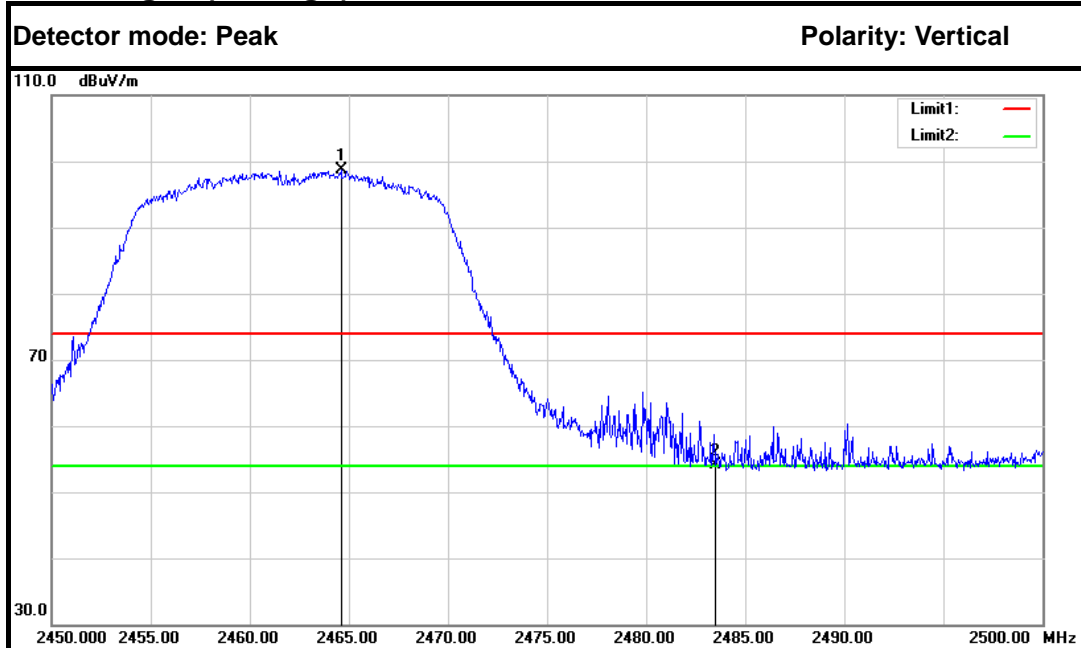


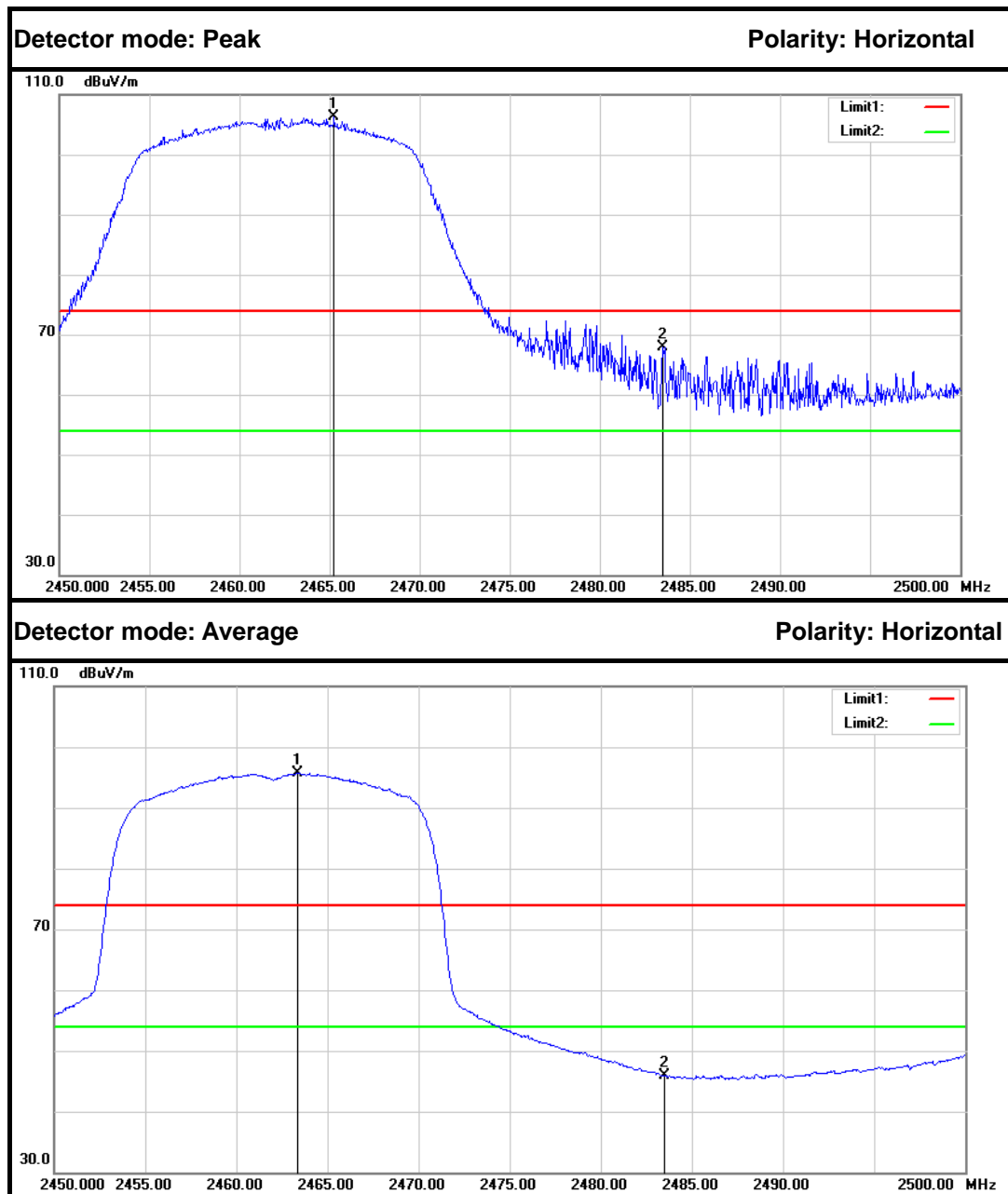
No.	Frequency (MHz)	Reading (dB)	Factor (dB/m)	Result (dB/m)	Limit (dB/m)	Margin (dB)	Remark	Antenna Polar
1	2390.000	69.40	-2.86	66.54	74.00	-7.46	Peak	Horizontal
2	2410.200	111.32	-2.75	108.57	---	---	Peak	Horizontal
1	2390.000	49.68	-2.86	46.82	54.00	-7.18	Average	Horizontal
2	2410.800	99.34	-2.75	96.59	---	---	Average	Horizontal



### Band Edges (CH High)



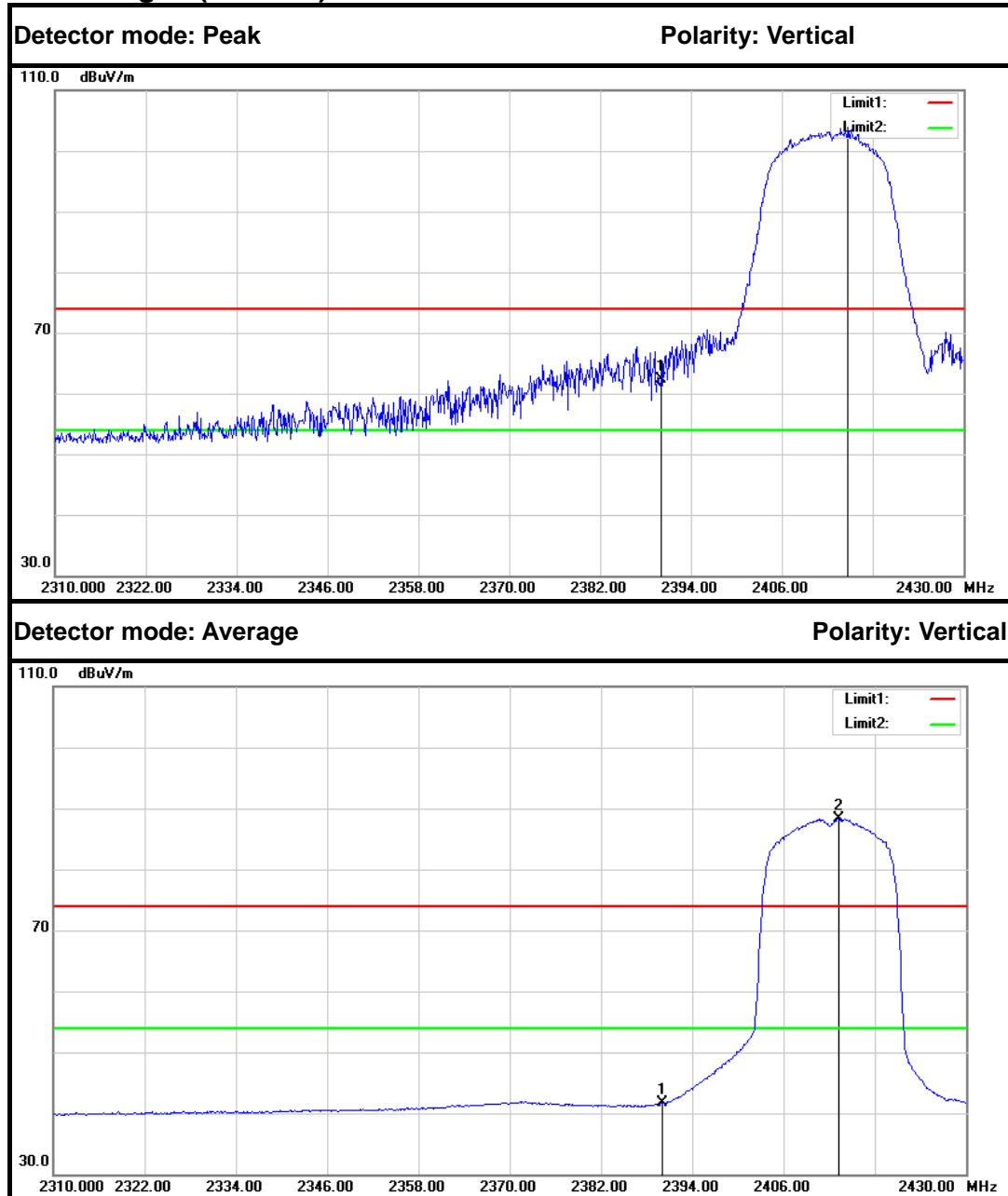
No.	Frequency (MHz)	Reading (dB)	Factor (dB/m)	Result (dB/m)	Limit (dB/m)	Margin (dB)	Remark	Antenna Polar
1	2464.600	101.18	-2.45	98.73	---	---	Peak	Vertical
2	2483.500	56.48	-2.35	54.13	74.00	-19.87	Peak	Vertical
1	2464.350	91.07	-2.46	88.61	---	---	Average	Vertical
2	2483.500	44.76	-2.35	42.41	54.00	-11.59	Average	Vertical



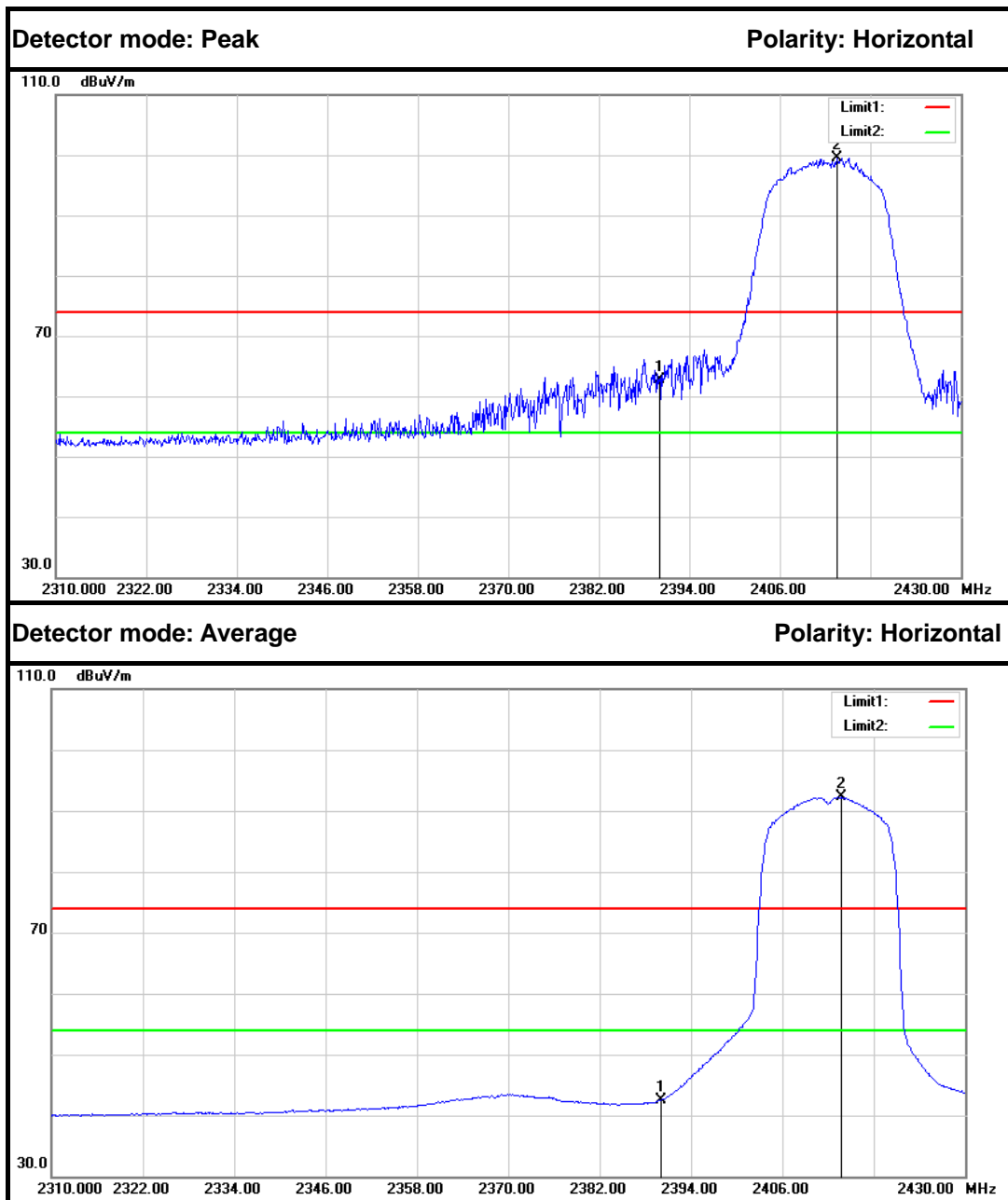
No.	Frequency (MHz)	Reading (dB)	Factor (dB/m)	Result (dB/m)	Limit (dB/m)	Margin (dB)	Remark	Antenna Polar
1	2465.250	108.74	-2.45	106.29	---	---	Peak	Horizontal
2	2483.500	70.34	-2.35	67.99	54.00	13.99	Peak	Horizontal
1	2463.350	98.19	-2.46	95.73	---	---	Average	Horizontal
2	2483.500	48.30	-2.35	45.95	54.00	-8.05	Average	Horizontal



IEEE 802.11g mode (Antenna 1)  
Band Edges (CH Low)



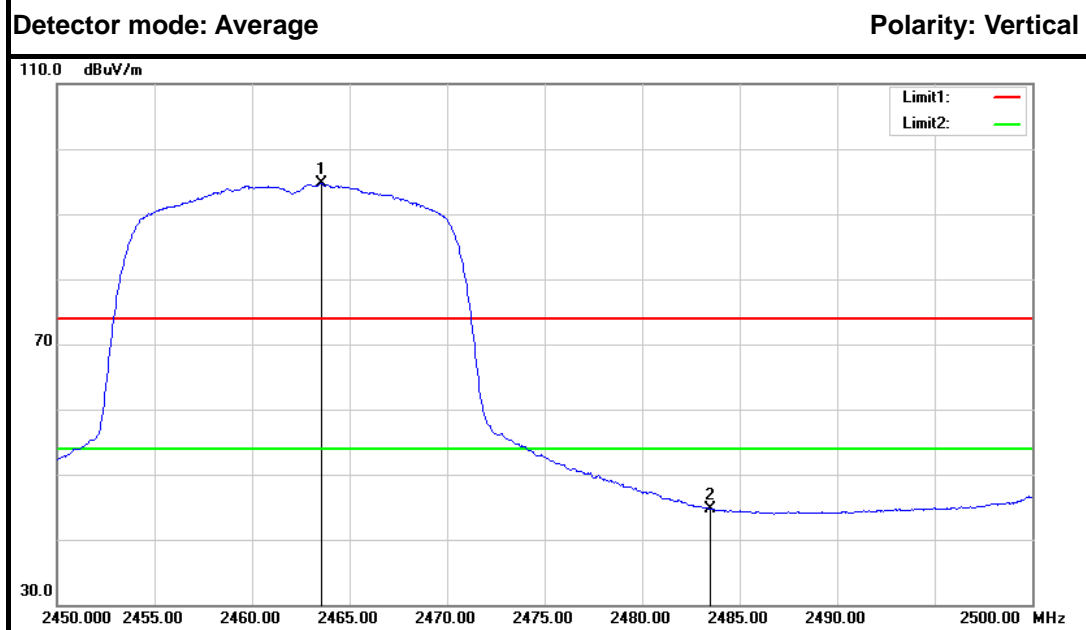
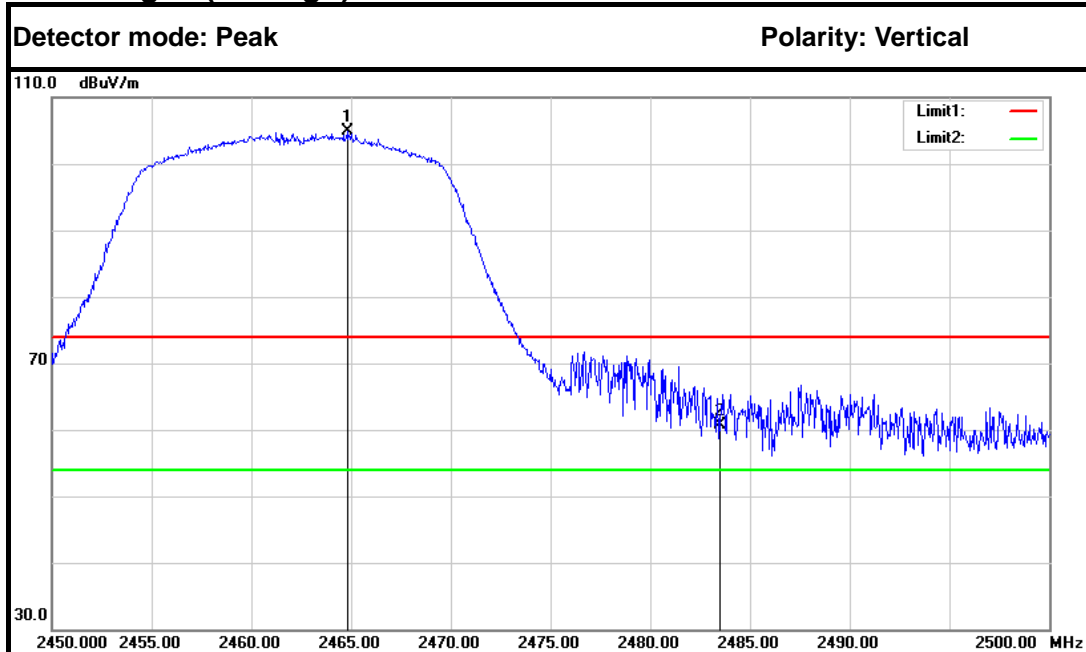
No.	Frequency (MHz)	Reading (dB)	Factor (dB/m)	Result (dB/m)	Limit (dB/m)	Margin (dB)	Remark	Antenna Polar
1	2390.000	65.18	-2.86	62.32	74.00	-11.68	Peak	Vertical
2	2414.760	106.61	-2.73	103.88	---	---	Peak	Vertical
1	2390.000	44.55	-2.86	41.69	54.00	-12.31	Average	Vertical
2	2413.200	91.13	-2.74	88.39	---	---	Average	Vertical



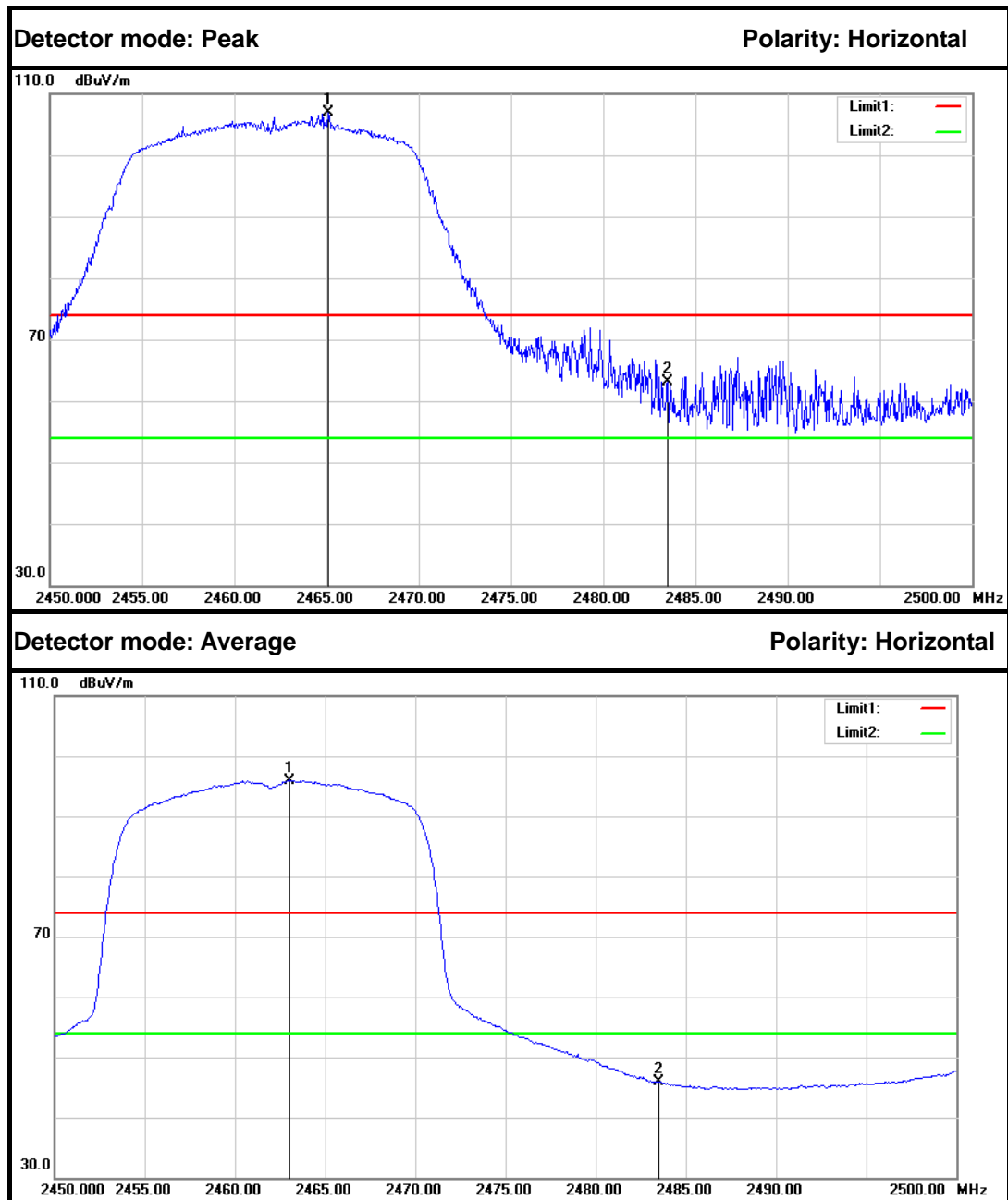
No.	Frequency (MHz)	Reading (dB)	Factor (dB/m)	Result (dB/m)	Limit (dB/m)	Margin (dB)	Remark	Antenna Polar
1	2390.000	65.63	-2.86	62.77	74.00	-11.23	Peak	Horizontal
2	2413.560	102.25	-2.73	99.52	---	---	Peak	Horizontal
1	2390.000	45.39	-2.86	42.53	54.00	-11.47	Average	Horizontal
2	2413.680	95.01	-2.73	92.28	---	---	Average	Horizontal



### Band Edges (CH High)



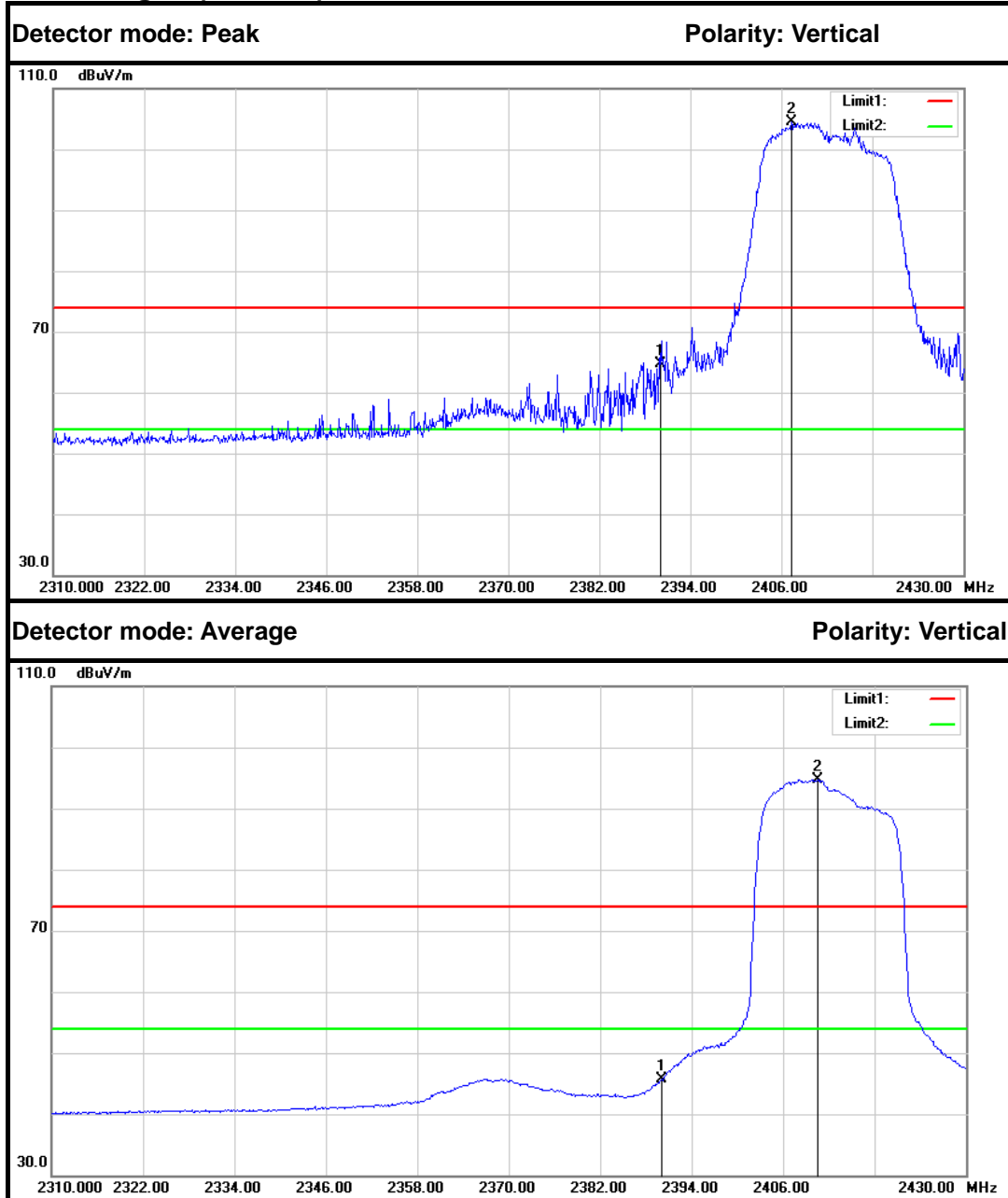
No.	Frequency (MHz)	Reading (dB)	Factor (dB/m)	Result (dB/m)	Limit (dB/m)	Margin (dB)	Remark	Antenna Polar
1	2464.800	107.36	-2.45	104.91	---	---	Peak	Vertical
2	2483.500	62.99	-2.35	60.64	74.00	-13.36	Peak	Vertical
1	2463.550	97.09	-2.46	94.63	---	---	Average	Vertical
2	2483.500	47.05	-2.35	44.70	54.00	-9.30	Average	Vertical



No.	Frequency (MHz)	Reading (dB)	Factor (dB/m)	Result (dB/m)	Limit (dB/m)	Margin (dB)	Remark	Antenna Polar
1	2465.100	109.38	-2.45	106.93	---	---	Peak	Horizontal
2	2483.500	65.50	-2.35	63.15	74.00	-10.85	Peak	Horizontal
1	2463.000	98.46	-2.46	96.00	---	---	Average	Horizontal
2	2483.500	48.22	-2.35	45.87	54.00	-8.13	Average	Horizontal

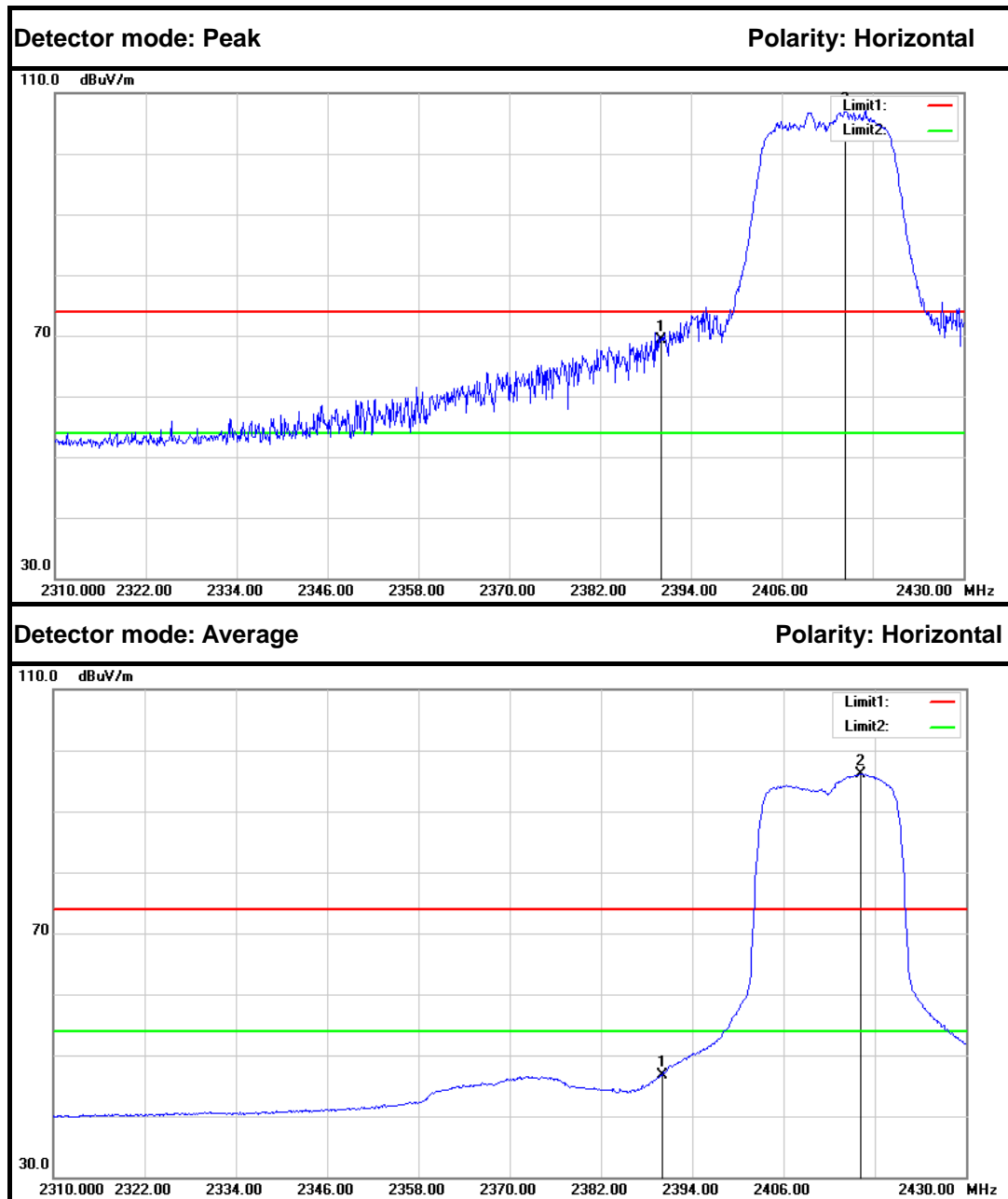


IEEE 802.11n HT20 MHz mode (Combine with Antenna 0 and Antenna 1)  
Band Edges (CH Low)



No.	Frequency (MHz)	Reading (dB)	Factor (dB/m)	Result (dB/m)	Limit (dB/m)	Margin (dB)	Remark	Antenna Polar
1	2390.000	67.48	-2.86	64.62	74.00	-9.38	Peak	Vertical
2	2407.320	107.29	-2.77	104.52	---	---	Peak	Vertical
1	2390.000	48.47	-2.86	45.61	54.00	-8.39	Average	Vertical
2	2410.560	97.51	-2.75	94.76	---	---	Average	Vertical

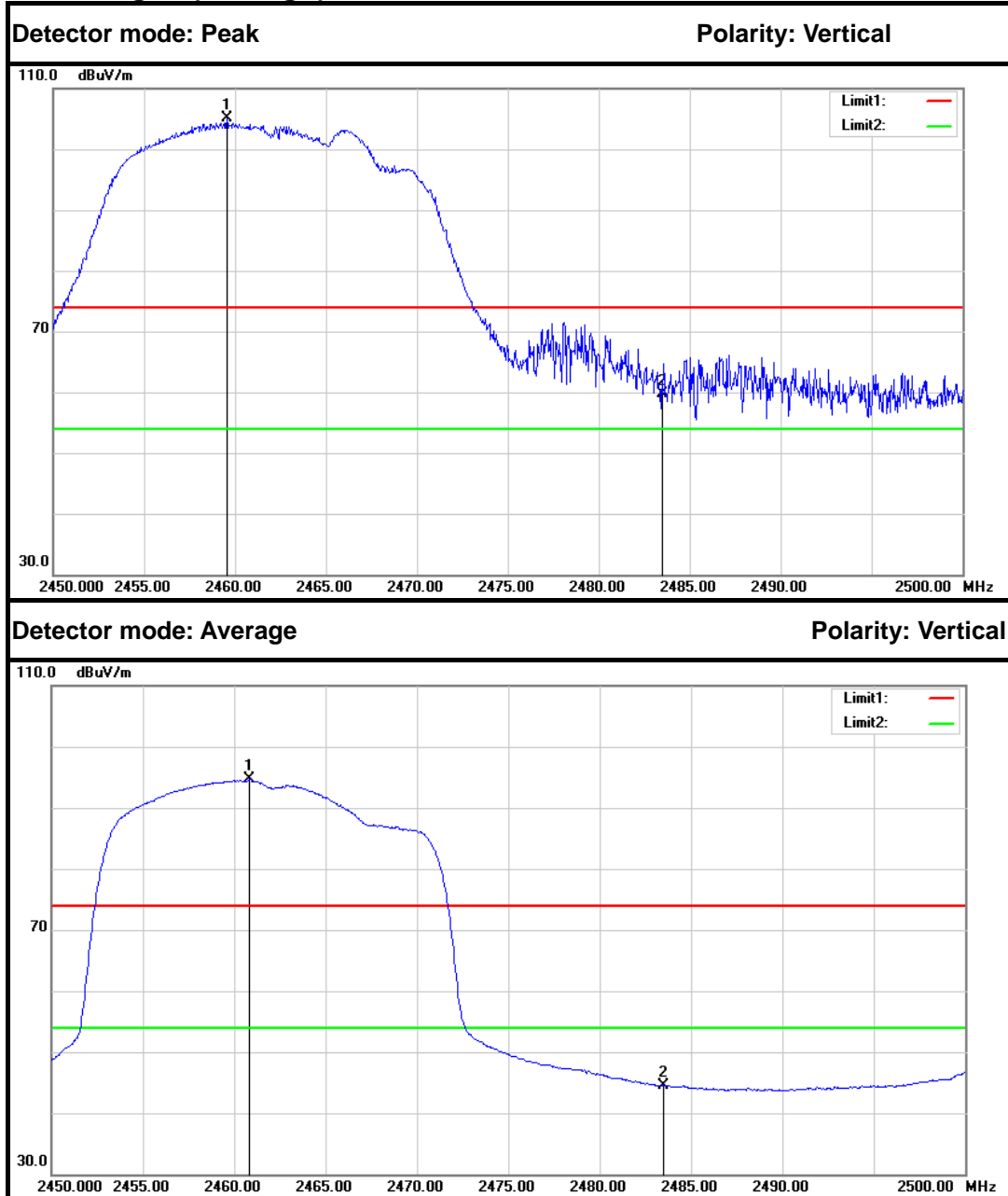




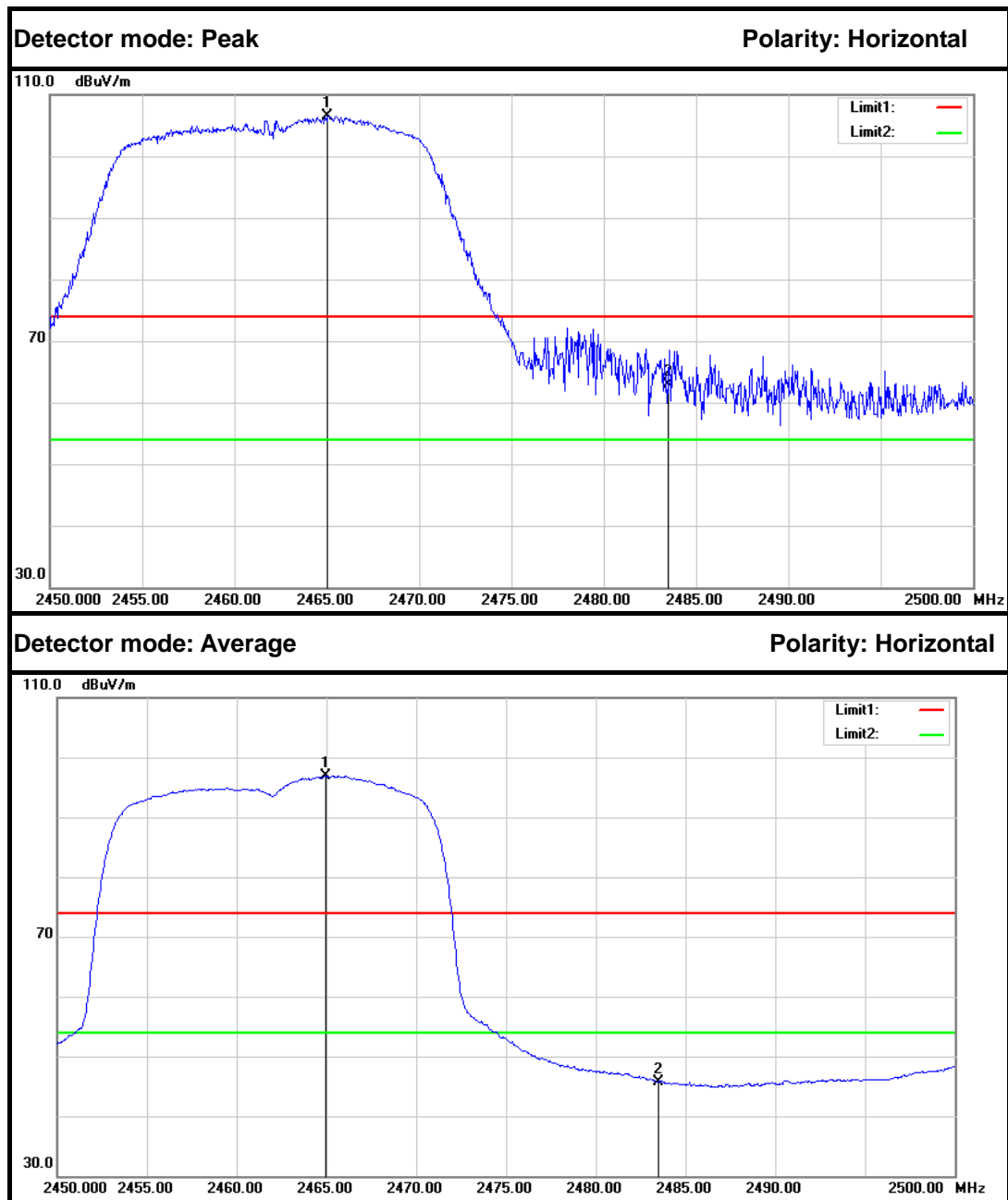
No.	Frequency (MHz)	Reading (dB)	Factor (dB/m)	Result (dB/m)	Limit (dB/m)	Margin (dB)	Remark	Antenna Polar
1	2390.000	72.10	-2.86	69.24	74.00	-4.76	Peak	Horizontal
2	2414.400	109.68	-2.73	106.95	---	---	Peak	Horizontal
1	2390.000	49.59	-2.86	46.73	54.00	-7.27	Average	Horizontal
2	2416.200	98.90	-2.72	96.18	---	---	Average	Horizontal



### Band Edges (CH High)



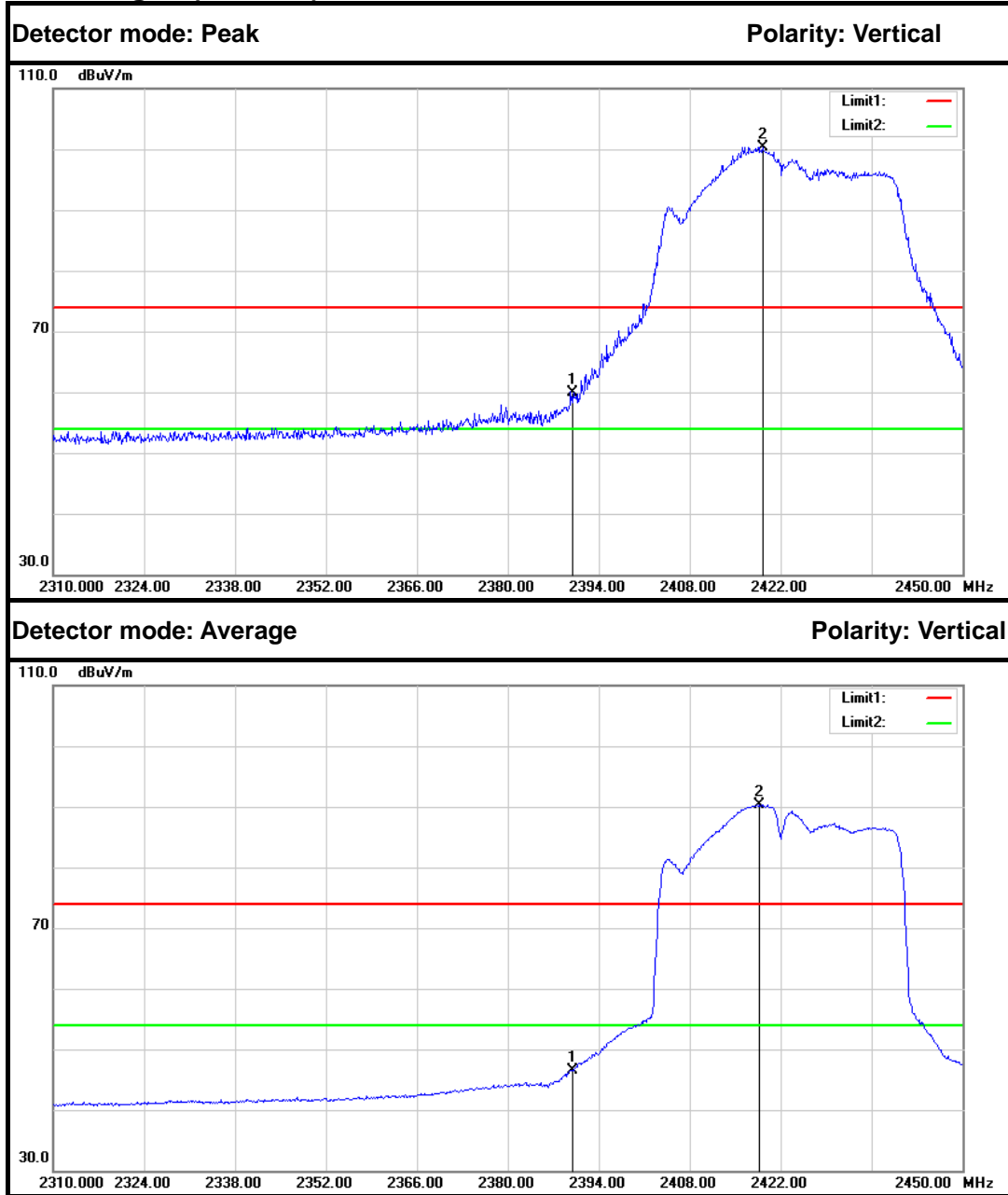
No.	Frequency (MHz)	Reading (dB)	Factor (dB/m)	Result (dB/m)	Limit (dB/m)	Margin (dB)	Remark	Antenna Polar
1	2459.550	107.49	-2.48	105.01	---	---	Peak	Vertical
2	2483.500	62.04	-2.35	59.69	74.00	-14.31	Peak	Vertical
1	2460.850	97.23	-2.47	94.76	---	---	Average	Vertical
2	2483.500	46.85	-2.35	44.50	54.00	-9.50	Average	Vertical



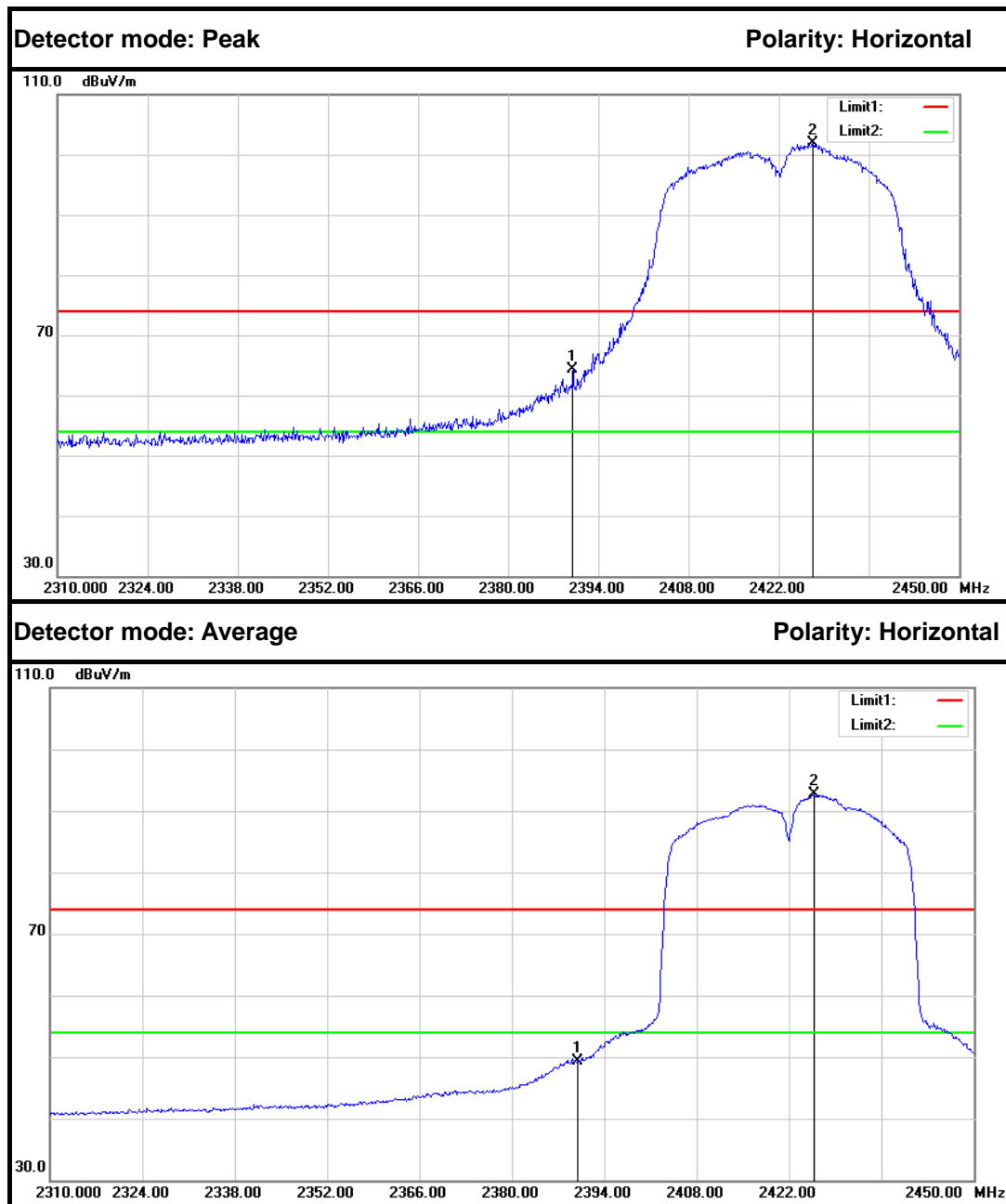
No.	Frequency (MHz)	Reading (dB)	Factor (dB/m)	Result (dB/m)	Limit (dB/m)	Margin (dB)	Remark	Antenna Polar
1	2465.050	108.95	-2.45	106.50	---	---	Peak	Horizontal
2	2483.500	65.34	-2.35	62.99	74.00	-11.01	Peak	Horizontal
1	2464.950	99.41	-2.45	96.96	---	---	Average	Horizontal
2	2483.500	48.07	-2.35	45.72	54.00	-8.28	Average	Horizontal



IEEE 802.11n HT40 MHz mode (Combine with Antenna 0 and Antenna 1)  
Band Edges (CH Low)



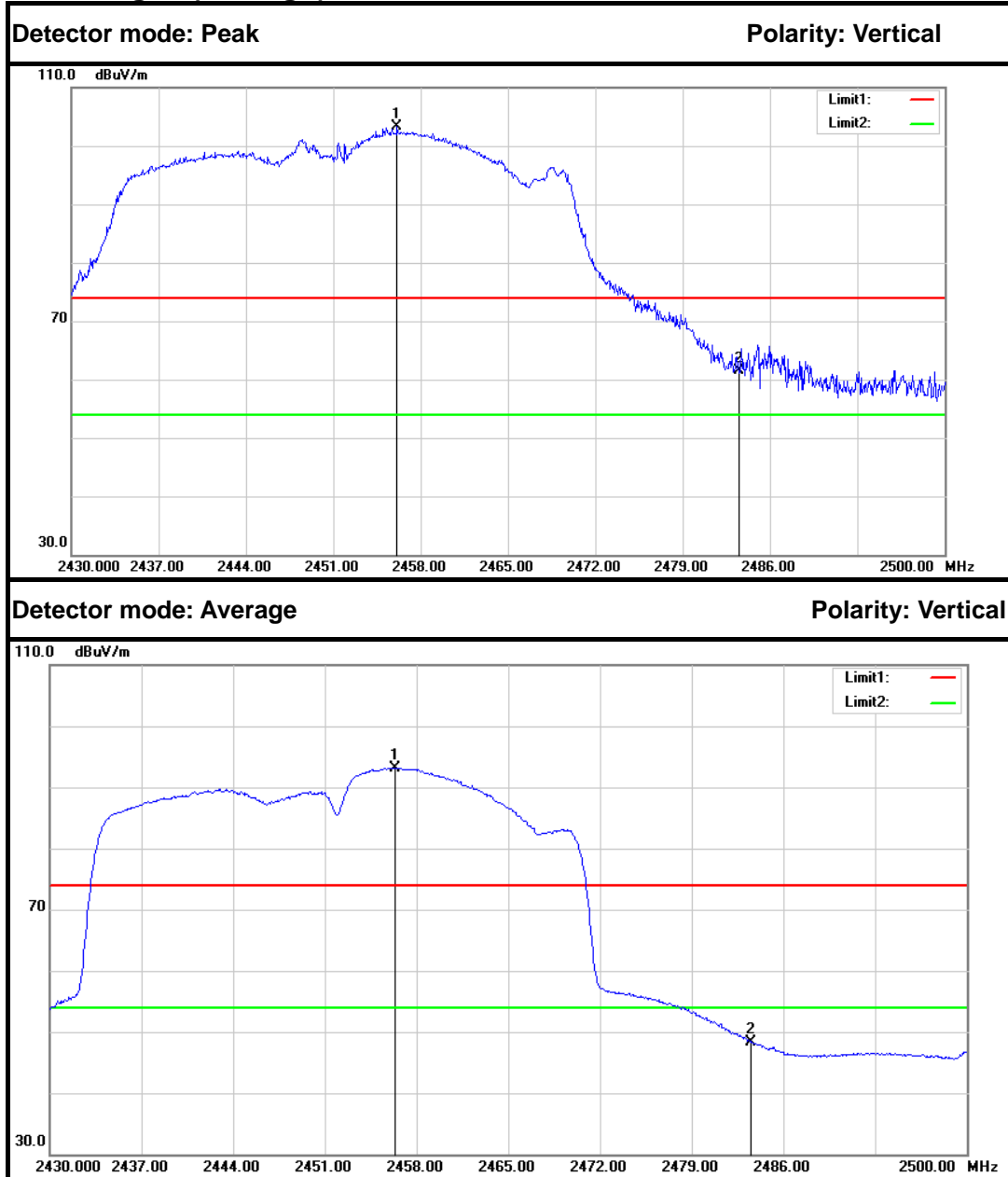
No.	Frequency (MHz)	Reading (dB)	Factor (dB/m)	Result (dB/m)	Limit (dB/m)	Margin (dB)	Remark	Antenna Polar
1	2390.000	62.70	-2.86	59.84	74.00	-14.16	Peak	Vertical
2	2419.200	103.10	-2.70	100.40	---	---	Peak	Vertical
1	2390.000	49.31	-2.86	46.45	54.00	-7.55	Average	Vertical
2	2418.780	93.01	-2.71	90.30	---	---	Average	Vertical



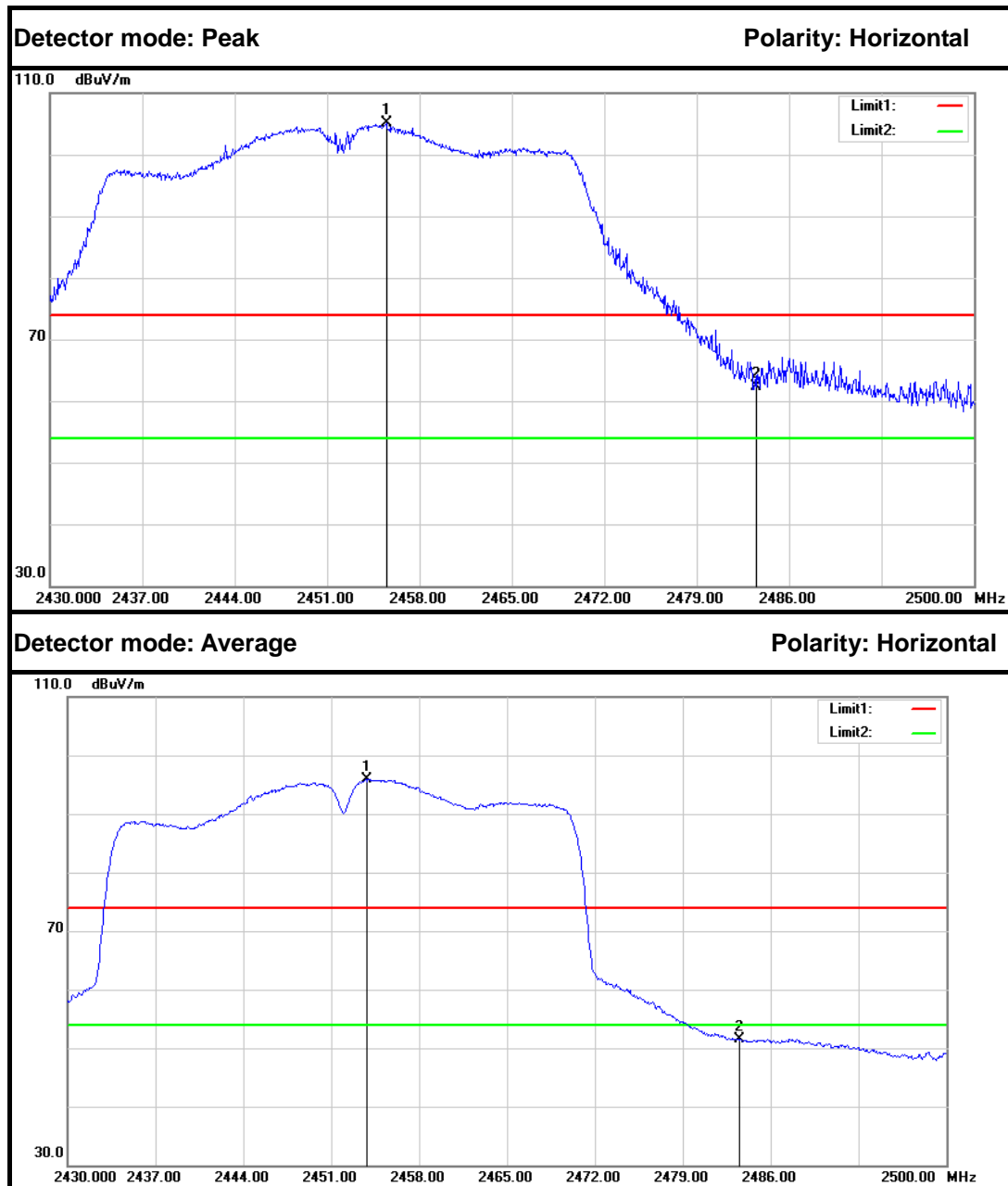
No.	Frequency (MHz)	Reading (dB)	Factor (dB/m)	Result (dB/m)	Limit (dB/m)	Margin (dB)	Remark	Antenna Polar
1	2390.000	67.19	-2.86	64.33	74.00	-9.67	Peak	Horizontal
2	2427.320	104.53	-2.66	101.87	---	---	Peak	Horizontal
1	2390.000	52.25	-2.86	49.39	54.00	-4.61	Average	Horizontal
2	2425.780	95.37	-2.67	92.70	---	---	Average	Horizontal



### Band Edges (CH High)



No.	Frequency (MHz)	Reading (dB)	Factor (dB/m)	Result (dB/m)	Limit (dB/m)	Margin (dB)	Remark	Antenna Polar
1	2456.110	105.84	-2.50	103.34	---	---	Peak	Vertical
2	2483.500	63.88	-2.35	61.53	74.00	-12.47	Peak	Vertical
1	2456.390	95.66	-2.50	93.16	---	---	Average	Vertical
2	2483.500	50.74	-2.35	48.39	54.00	-5.61	Average	Vertical



No.	Frequency (MHz)	Reading (dB)	Factor (dB/m)	Result (dB/m)	Limit (dB/m)	Margin (dB)	Remark	Antenna Polar
1	2455.480	107.55	-2.50	105.05	---	---	Peak	Horizontal
2	2483.500	64.69	-2.35	62.34	74.00	-11.66	Peak	Horizontal
1	2453.800	98.40	-2.51	95.89	---	---	Average	Horizontal
2	2483.500	53.78	-2.35	51.43	54.00	-2.57	Average	Horizontal

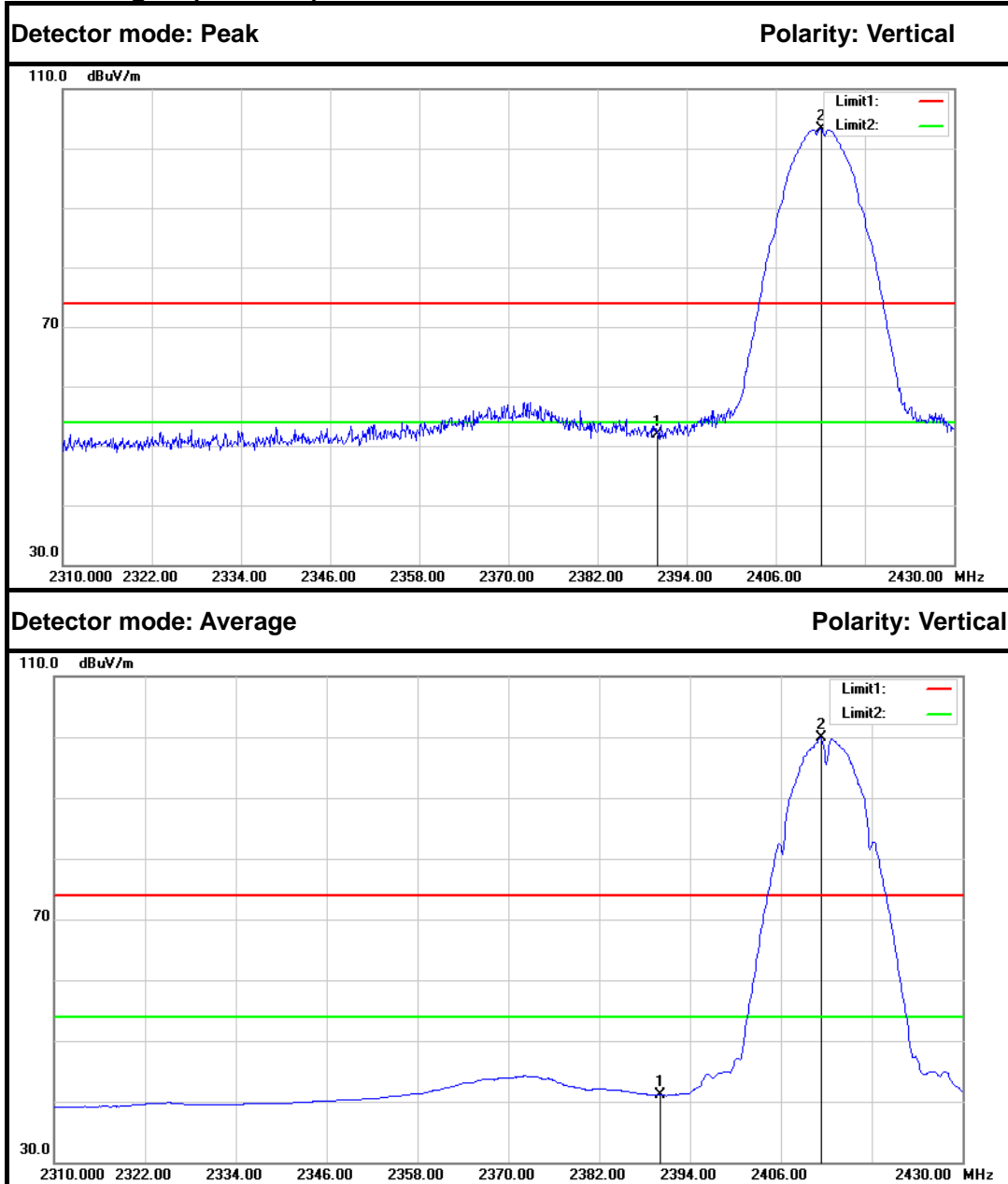


GL-AR750S-EXT

Test Plot

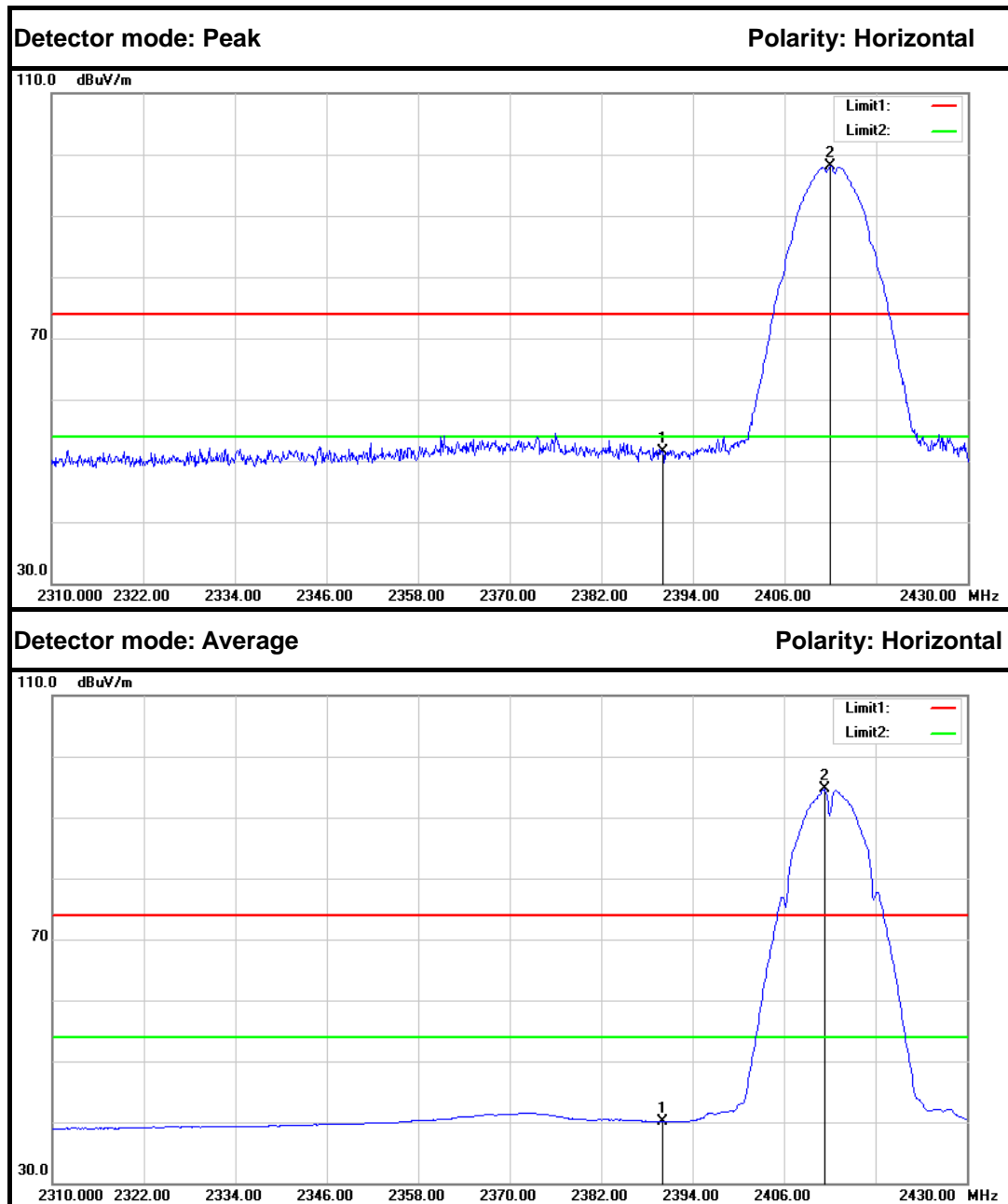
IEEE 802.11b mode (Antenna 0)

Band Edges (CH Low)



No.	Frequency (MHz)	Reading (dB)	Factor (dB/m)	Result (dB/m)	Limit (dB/m)	Margin (dB)	Remark	Antenna Polar
1	2390.000	54.86	-2.86	52.00	74.00	-22.00	Peak	Vertical
2	2412.120	106.07	-2.74	103.33	---	---	Peak	Vertical
1	2390.000	43.92	-2.86	41.06	54.00	-12.94	Average	Vertical
2	2411.280	102.67	-2.75	99.92	---	---	Average	Vertical

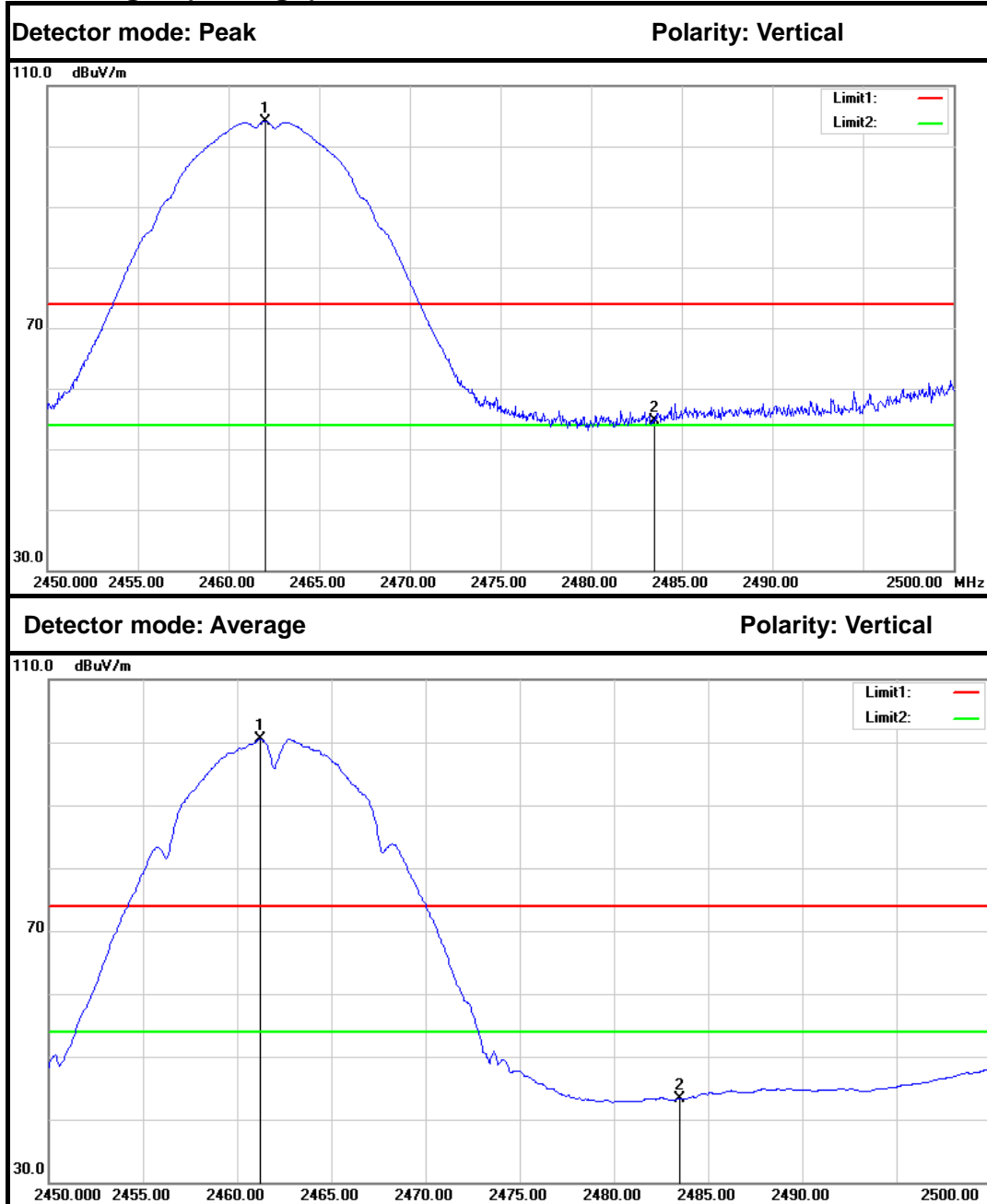




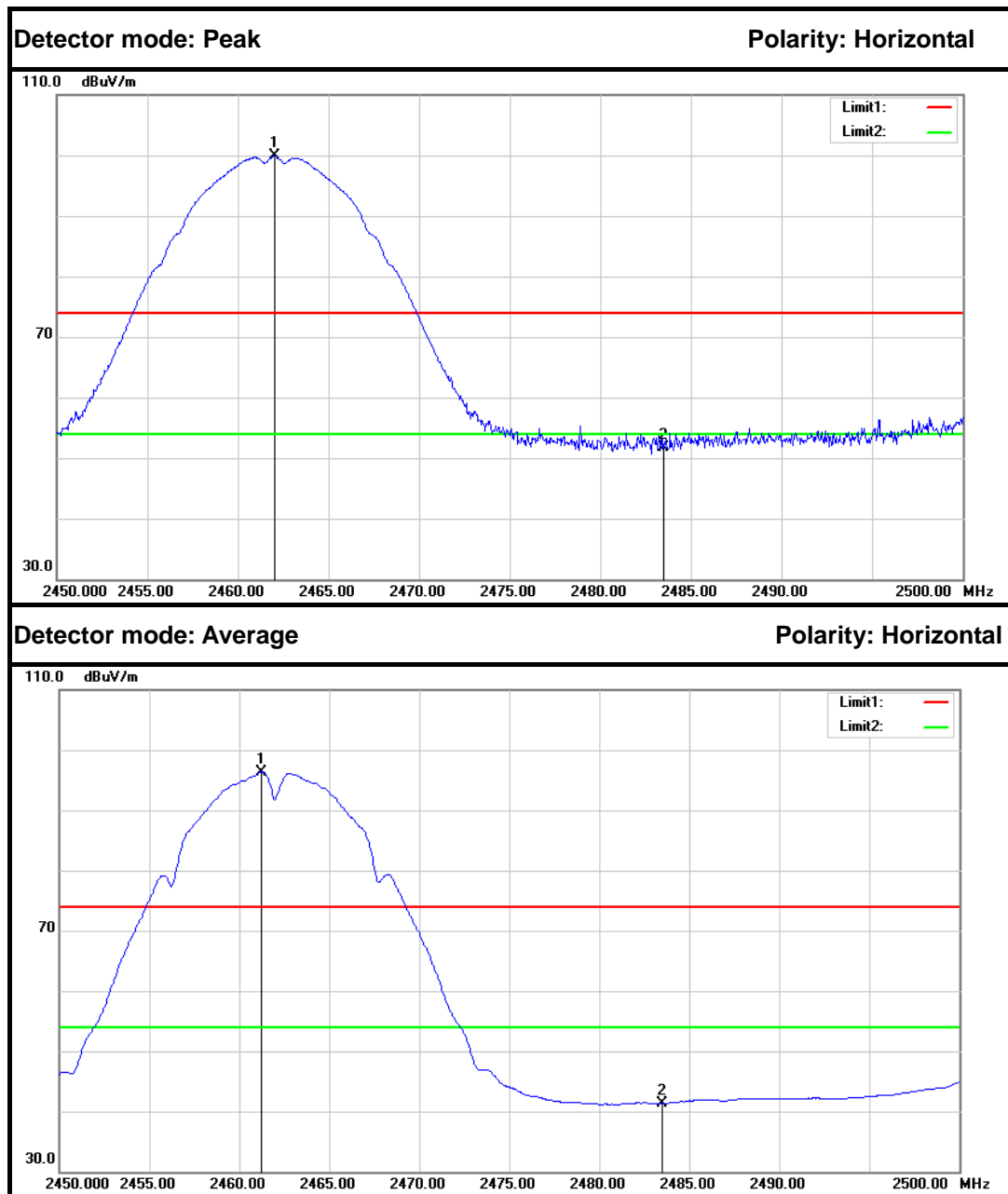
No.	Frequency (MHz)	Reading (dB)	Factor (dB/m)	Result (dB/m)	Limit (dB/m)	Margin (dB)	Remark	Antenna Polar
1	2390.000	54.41	-2.86	51.55	74.00	-22.45	Peak	Horizontal
2	2412.000	100.81	-2.74	98.07	---	---	Peak	Horizontal
1	2390.000	42.99	-2.86	40.13	54.00	-13.87	Average	Horizontal
2	2411.280	97.38	-2.75	94.63	---	---	Average	Horizontal



### Band Edges (CH High)



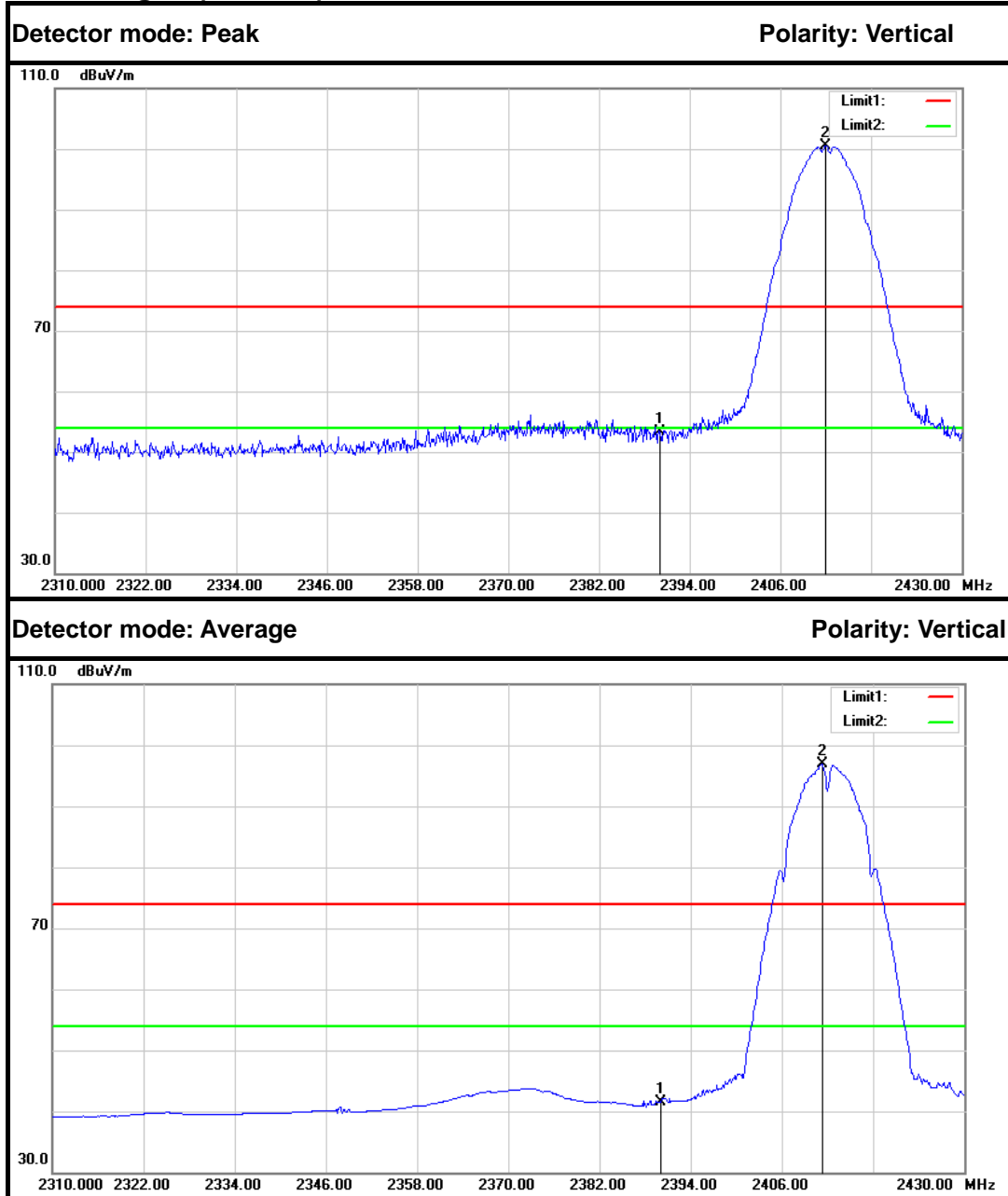
No.	Frequency (MHz)	Reading (dB)	Factor (dB/m)	Result (dB/m)	Limit (dB/m)	Margin (dB)	Remark	Antenna Polar
1	2462.000	106.65	-2.47	104.18	---	---	Peak	Vertical
2	2483.500	57.04	-2.35	54.69	74.00	-19.31	Peak	Vertical
1	2461.200	103.05	-2.47	100.58	---	---	Average	Vertical
2	2483.500	45.68	-2.35	43.33	54.00	-10.67	Average	Vertical



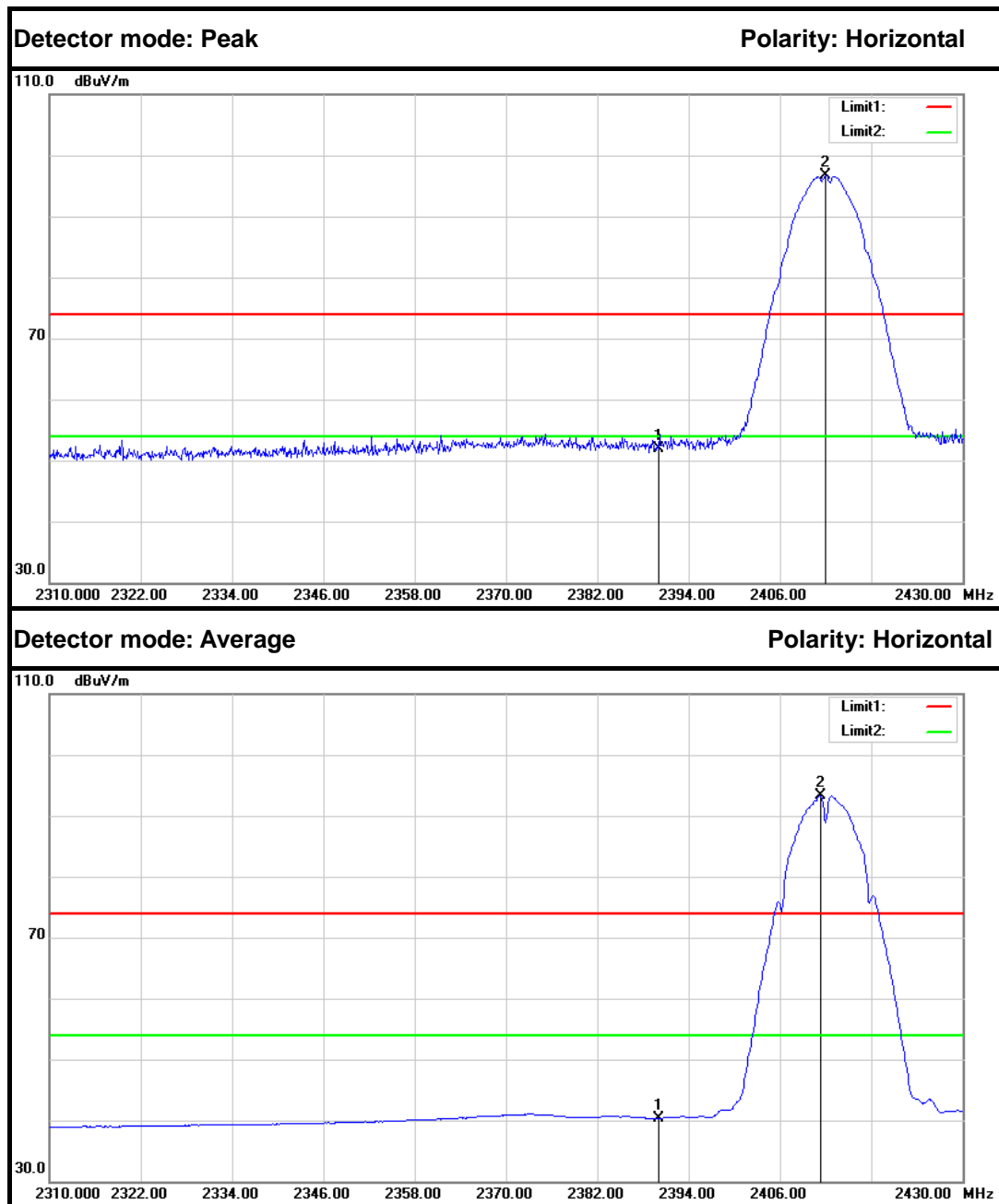
No.	Frequency (MHz)	Reading (dB)	Factor (dB/m)	Result (dB/m)	Limit (dB/m)	Margin (dB)	Remark	Antenna Polar
1	2462.050	102.33	-2.47	99.86	---	---	Peak	Horizontal
2	2483.500	54.00	-2.35	51.65	74.00	-22.35	Peak	Horizontal
1	2461.200	98.87	-2.47	96.40	---	---	Average	Horizontal
2	2483.500	43.69	-2.35	41.34	54.00	-12.66	Average	Horizontal



IEEE 802.11b mode (Antenna 1)  
Band Edges (CH Low)



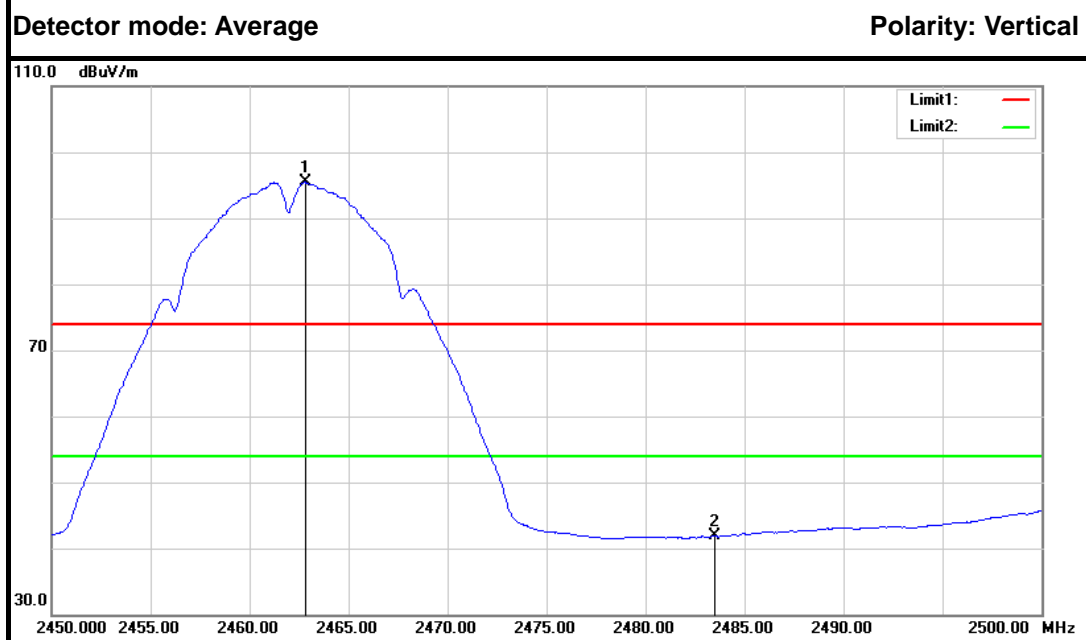
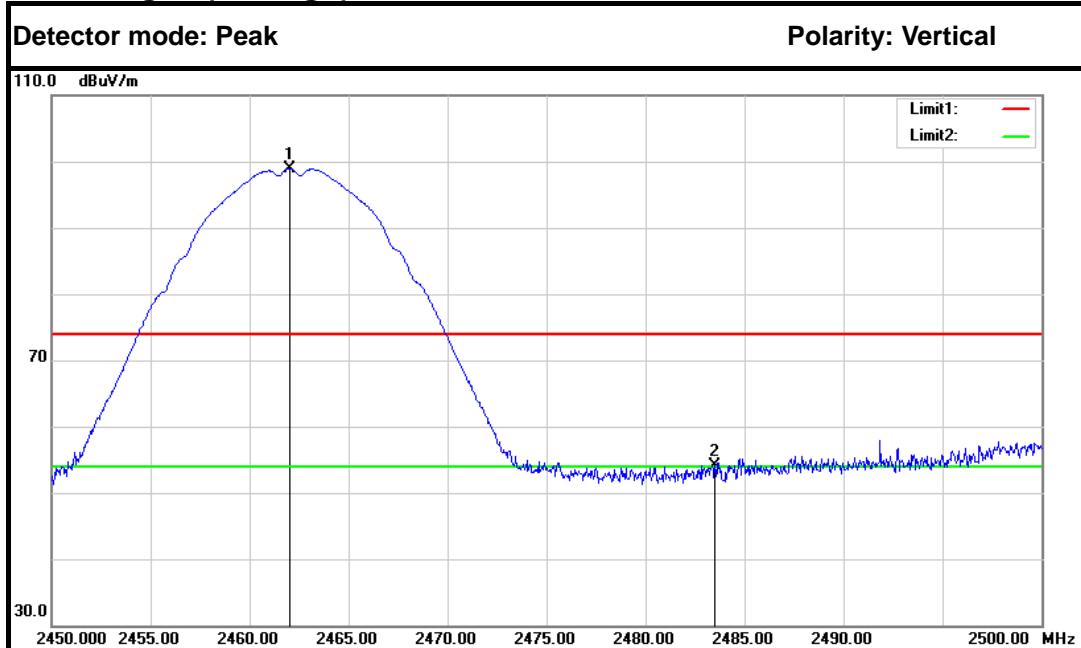
No.	Frequency (MHz)	Reading (dB)	Factor (dB/m)	Result (dB/m)	Limit (dB/m)	Margin (dB)	Remark	Antenna Polar
1	2390.000	56.09	-2.86	53.23	74.00	-20.77	Peak	Vertical
2	2412.000	103.22	-2.74	100.48	---	---	Peak	Vertical
1	2390.000	44.42	-2.86	41.56	54.00	-12.44	Average	Vertical
2	2411.280	99.67	-2.75	96.92	---	---	Average	Vertical



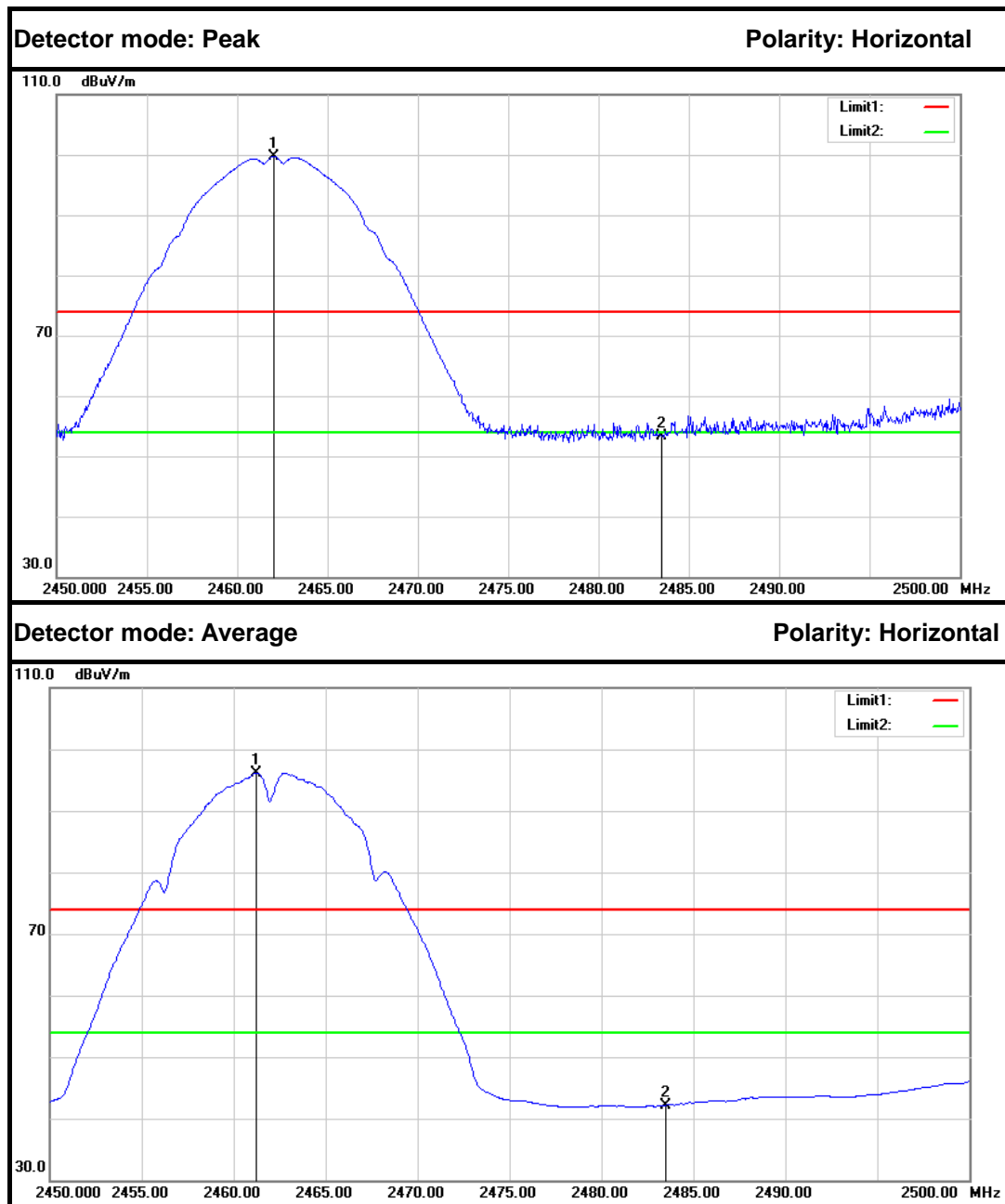
No.	Frequency (MHz)	Reading (dB)	Factor (dB/m)	Result (dB/m)	Limit (dB/m)	Margin (dB)	Remark	Antenna Polar
1	2390.000	54.78	-2.86	51.92	74.00	-22.08	Peak	Horizontal
2	2412.000	99.38	-2.74	96.64	---	---	Peak	Horizontal
1	2390.000	43.17	-2.86	40.31	54.00	-13.69	Average	Horizontal
2	2411.280	96.08	-2.75	93.33	---	---	Average	Horizontal



### Band Edges (CH High)



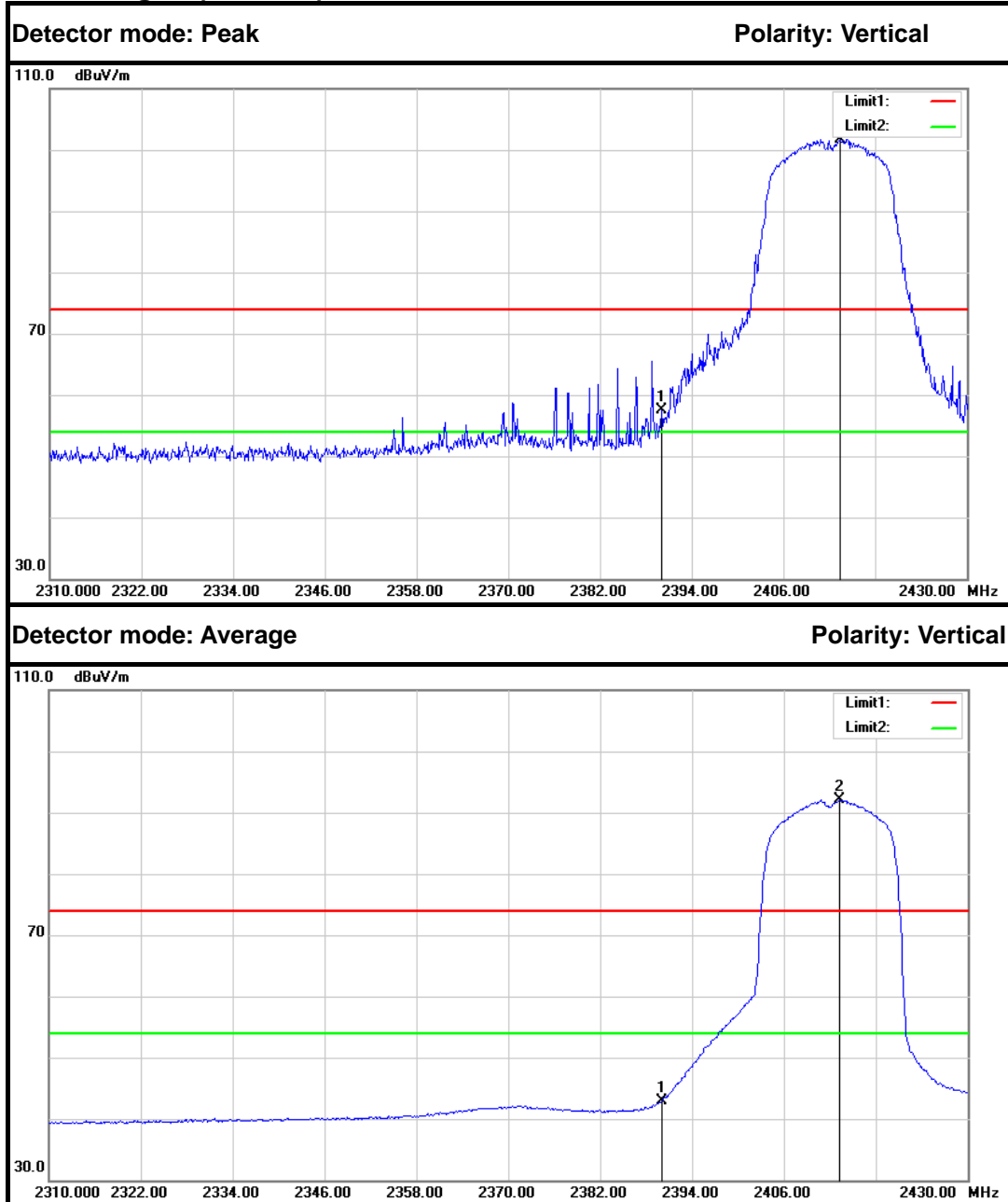
No.	Frequency (MHz)	Reading (dB)	Factor (dB/m)	Result (dB/m)	Limit (dB/m)	Margin (dB)	Remark	Antenna Polar
1	2462.000	101.47	-2.47	99.00	---	---	Peak	Vertical
2	2483.500	56.47	-2.35	54.12	74.00	-19.88	Peak	Vertical
1	2462.800	97.92	-2.46	95.46	---	---	Average	Vertical
2	2483.500	44.23	-2.35	41.88	54.00	-12.12	Average	Vertical



No.	Frequency (MHz)	Reading (dB)	Factor (dB/m)	Result (dB/m)	Limit (dB/m)	Margin (dB)	Remark	Antenna Polar
1	2462.050	102.17	-2.47	99.70	---	---	Peak	Horizontal
2	2483.500	55.69	-2.35	53.34	74.00	-20.66	Peak	Horizontal
1	2461.250	98.65	-2.47	96.18	---	---	Average	Horizontal
2	2483.500	44.45	-2.35	42.10	74.00	-31.90	Average	Horizontal

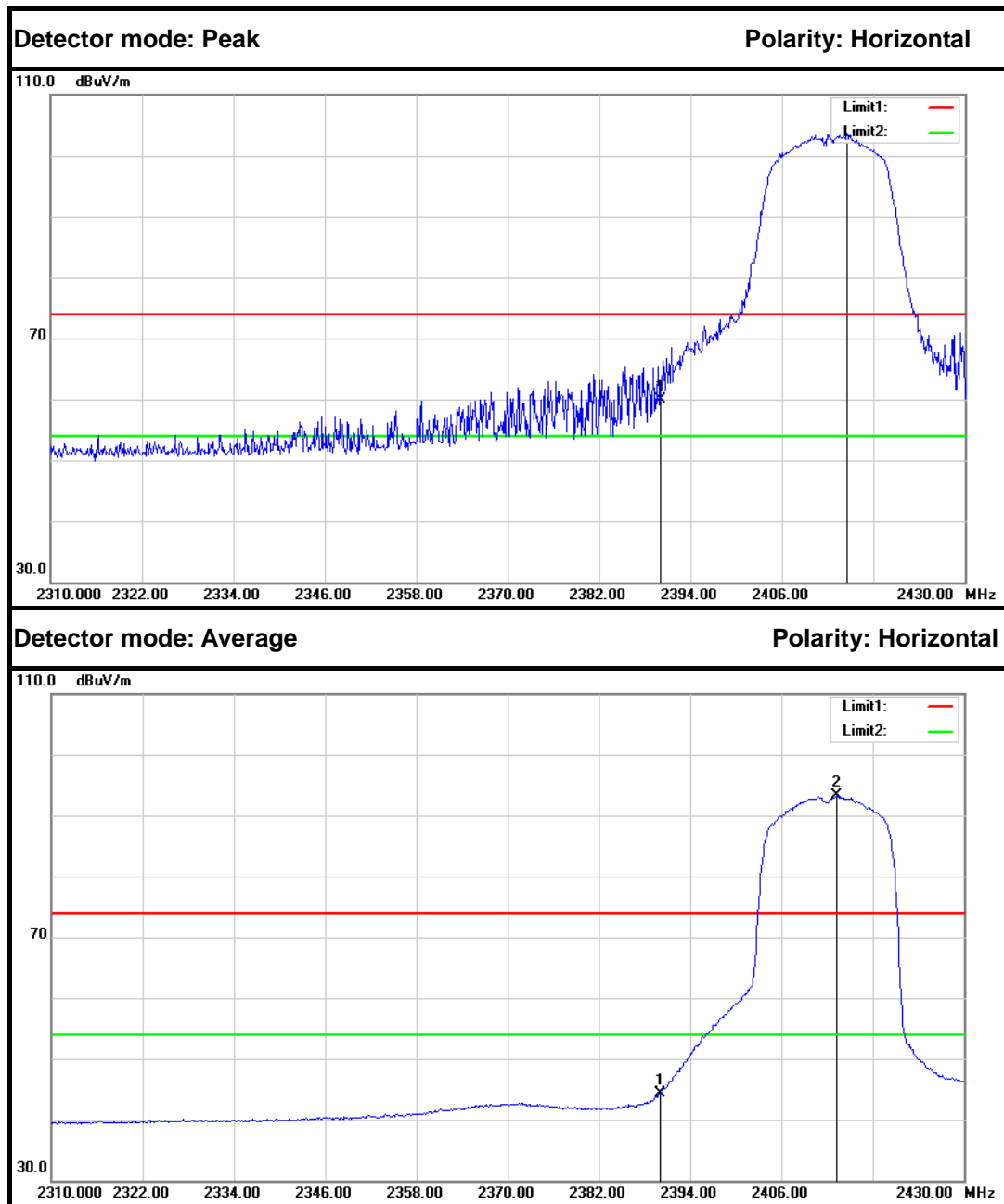


IEEE 802.11g mode (Antenna 0)  
Band Edges (CH Low)



No.	Frequency (MHz)	Reading (dB)	Factor (dB/m)	Result (dB/m)	Limit (dB/m)	Margin (dB)	Remark	Antenna Polar
1	2390.000	60.30	-2.86	57.44	74.00	-16.56	Peak	Vertical
2	2413.440	104.51	-2.73	101.78	---	---	Peak	Vertical
1	2390.000	45.78	-2.86	42.92	54.00	-11.08	Average	Vertical
2	2413.320	94.76	-2.73	92.03	---	---	Average	Vertical

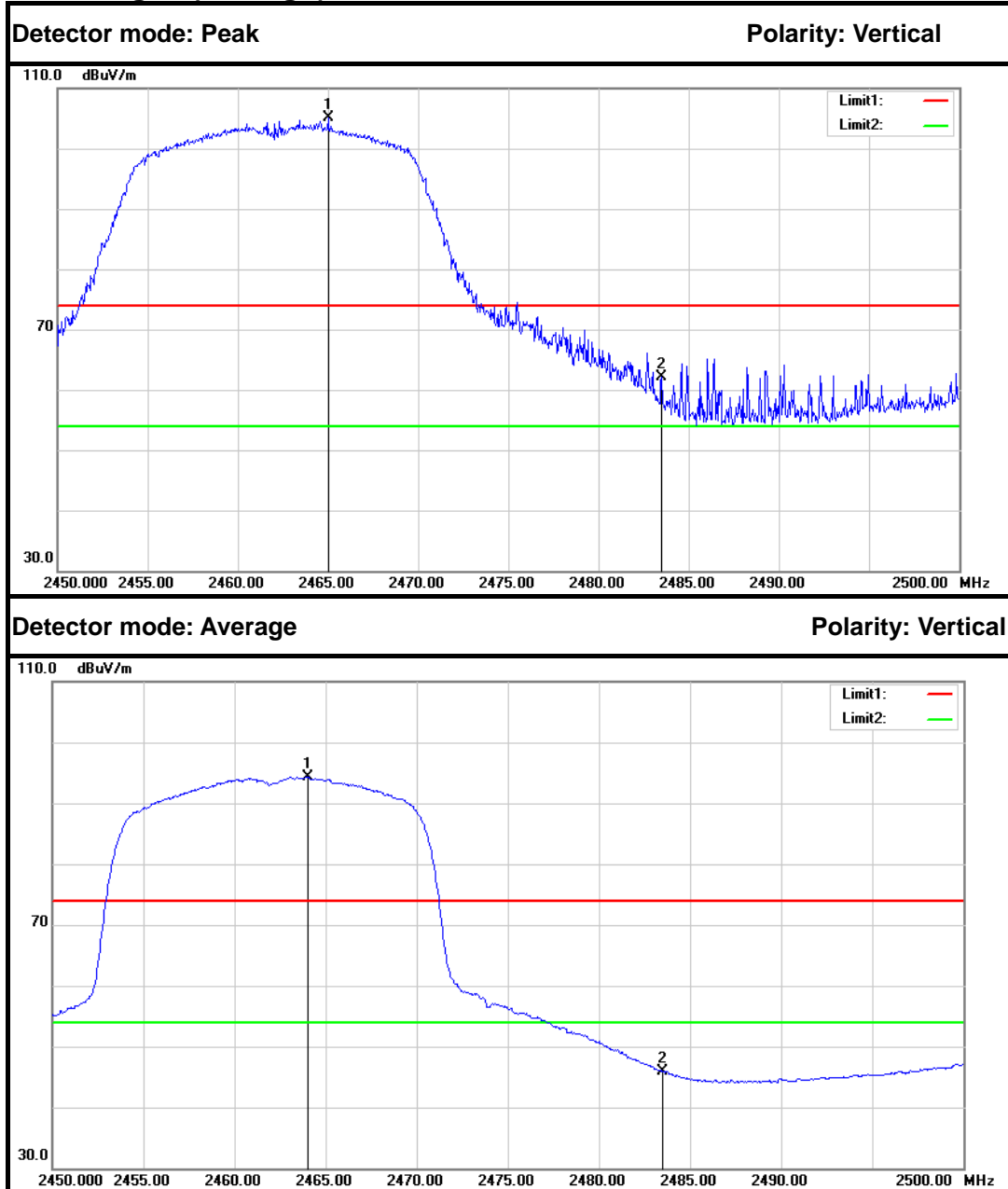




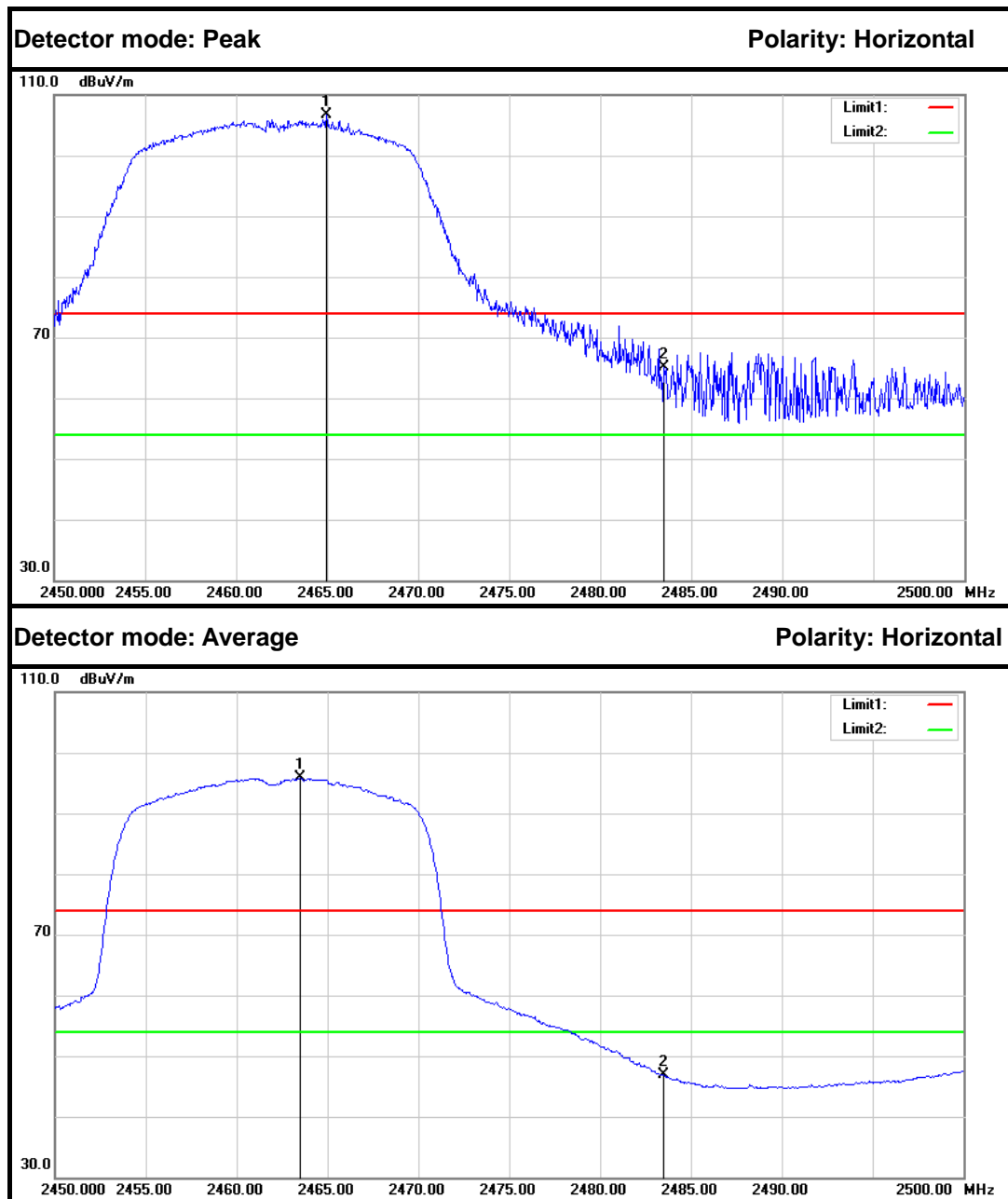
No.	Frequency (MHz)	Reading (dB)	Factor (dB/m)	Result (dB/m)	Limit (dB/m)	Margin (dB)	Remark	Antenna Polar
1	2390.000	62.85	-2.86	59.99	74.00	-14.01	Peak	Horizontal
2	2414.520	106.45	-2.73	103.72	---	---	Peak	Horizontal
1	2390.000	47.20	-2.86	44.34	54.00	-9.66	Average	Horizontal
2	2413.320	95.98	-2.73	93.25	---	---	Average	Horizontal



### Band Edges (CH High)



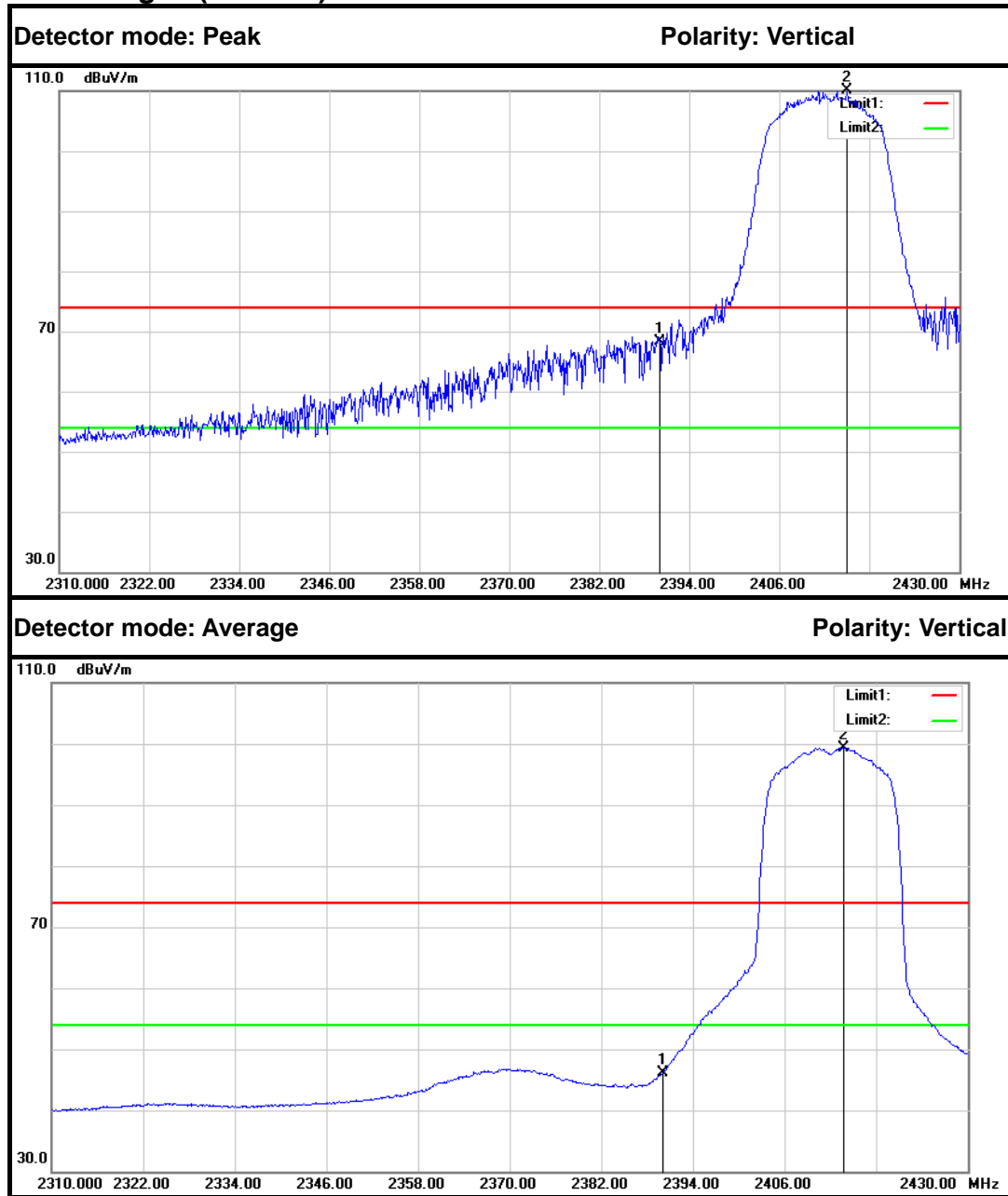
No.	Frequency (MHz)	Reading (dB)	Factor (dB/m)	Result (dB/m)	Limit (dB/m)	Margin (dB)	Remark	Antenna Polar
1	2465.000	107.48	-2.45	105.03	---	---	Peak	Vertical
2	2483.500	64.49	-2.35	62.14	74.00	-11.86	Peak	Vertical
1	2464.050	96.77	-2.46	94.31	---	---	Average	Vertical
2	2483.500	48.28	-2.35	45.93	54.00	-8.07	Average	Vertical



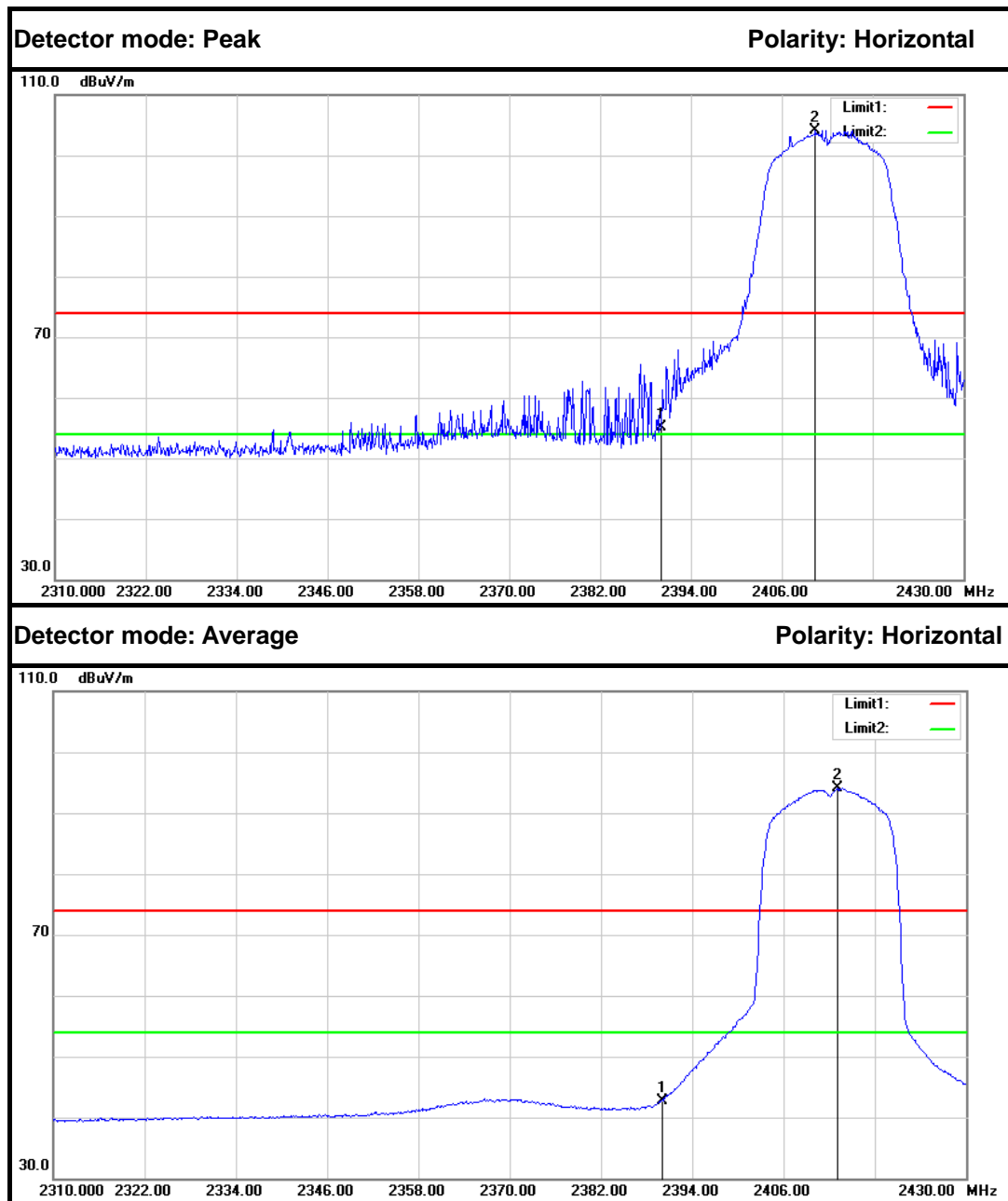
No.	Frequency (MHz)	Reading (dB)	Factor (dB/m)	Result (dB/m)	Limit (dB/m)	Margin (dB)	Remark	Antenna Polar
1	2464.950	109.22	-2.45	106.77	---	---	Peak	Horizontal
2	2483.500	67.40	-2.35	65.05	74.00	-8.95	Peak	Horizontal
1	2463.500	98.28	-2.46	95.82	---	---	Average	Horizontal
2	2483.500	49.17	-2.35	46.82	54.00	-7.18	Average	Horizontal



IEEE 802.11g mode (Antenna 1)  
Band Edges (CH Low)



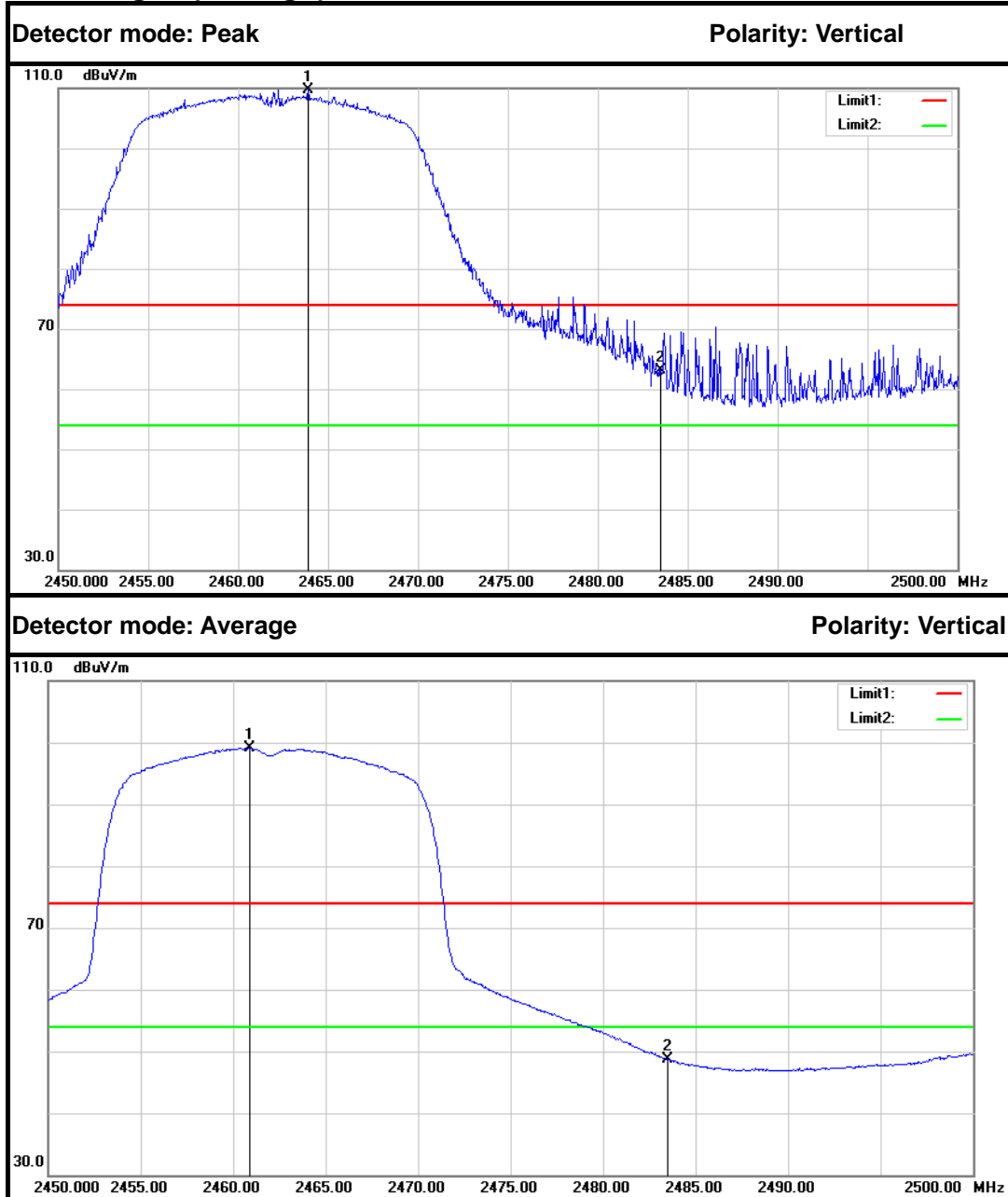
No.	Frequency (MHz)	Reading (dB)	Factor (dB/m)	Result (dB/m)	Limit (dB/m)	Margin (dB)	Remark	Antenna Polar
1	2390.000	71.24	-2.86	68.38	74.00	-5.62	Peak	Vertical
2	2415.000	112.85	-2.73	110.12	---	---	Peak	Vertical
1	2390.000	48.91	-2.86	46.05	54.00	-7.95	Average	Vertical
2	2413.680	102.13	-2.73	99.40	---	---	Average	Vertical



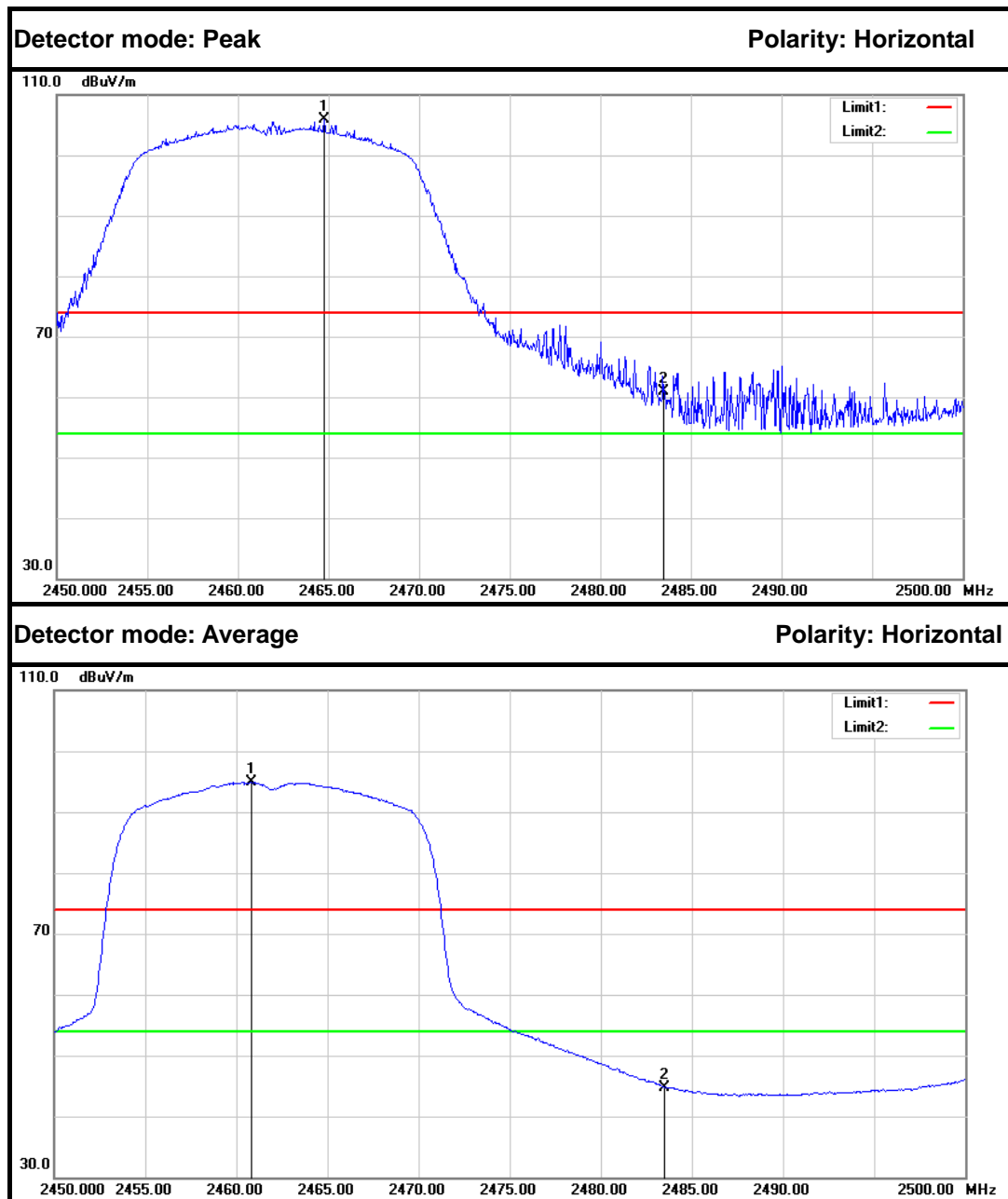
No.	Frequency (MHz)	Reading (dB)	Factor (dB/m)	Result (dB/m)	Limit (dB/m)	Margin (dB)	Remark	Antenna Polar
1	2390.000	57.89	-2.86	55.03	74.00	-18.97	Peak	Horizontal
2	2410.440	106.94	-2.75	104.19	---	---	Peak	Horizontal
1	2390.000	45.66	-2.86	42.80	54.00	-11.20	Average	Horizontal
2	2413.080	96.79	-2.74	94.05	---	---	Average	Horizontal



### Band Edges (CH High)



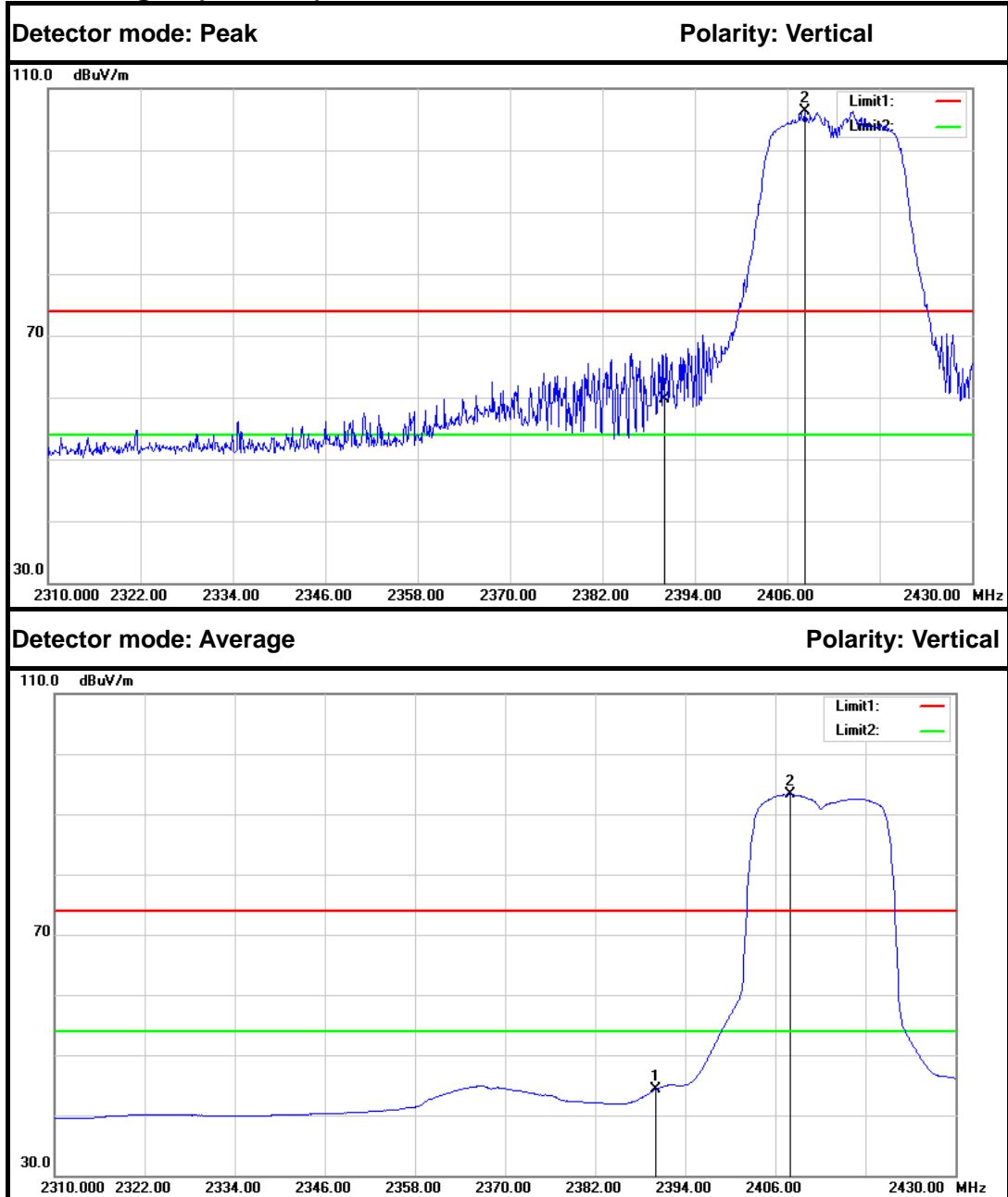
No.	Frequency (MHz)	Reading (dB)	Factor (dB/m)	Result (dB/m)	Limit (dB/m)	Margin (dB)	Remark	Antenna Polar
1	2463.900	112.26	-2.46	109.80	---	---	Peak	Vertical
2	2483.500	65.51	-2.35	63.16	74.00	-10.84	Peak	Vertical
1	2460.900	101.65	-2.47	99.18	---	---	Average	Vertical
2	2483.500	51.04	-2.35	48.69	54.00	-5.31	Average	Vertical



No.	Frequency (MHz)	Reading (dB)	Factor (dB/m)	Result (dB/m)	Limit (dB/m)	Margin (dB)	Remark	Antenna Polar
1	2464.750	108.35	-2.45	105.90	---	---	Peak	Horizontal
2	2483.500	63.34	-2.35	60.99	74.00	-13.01	Peak	Horizontal
1	2460.800	97.39	-2.47	94.92	---	---	Average	Horizontal
2	2483.500	47.14	-2.35	44.79	54.00	-9.21	Average	Horizontal

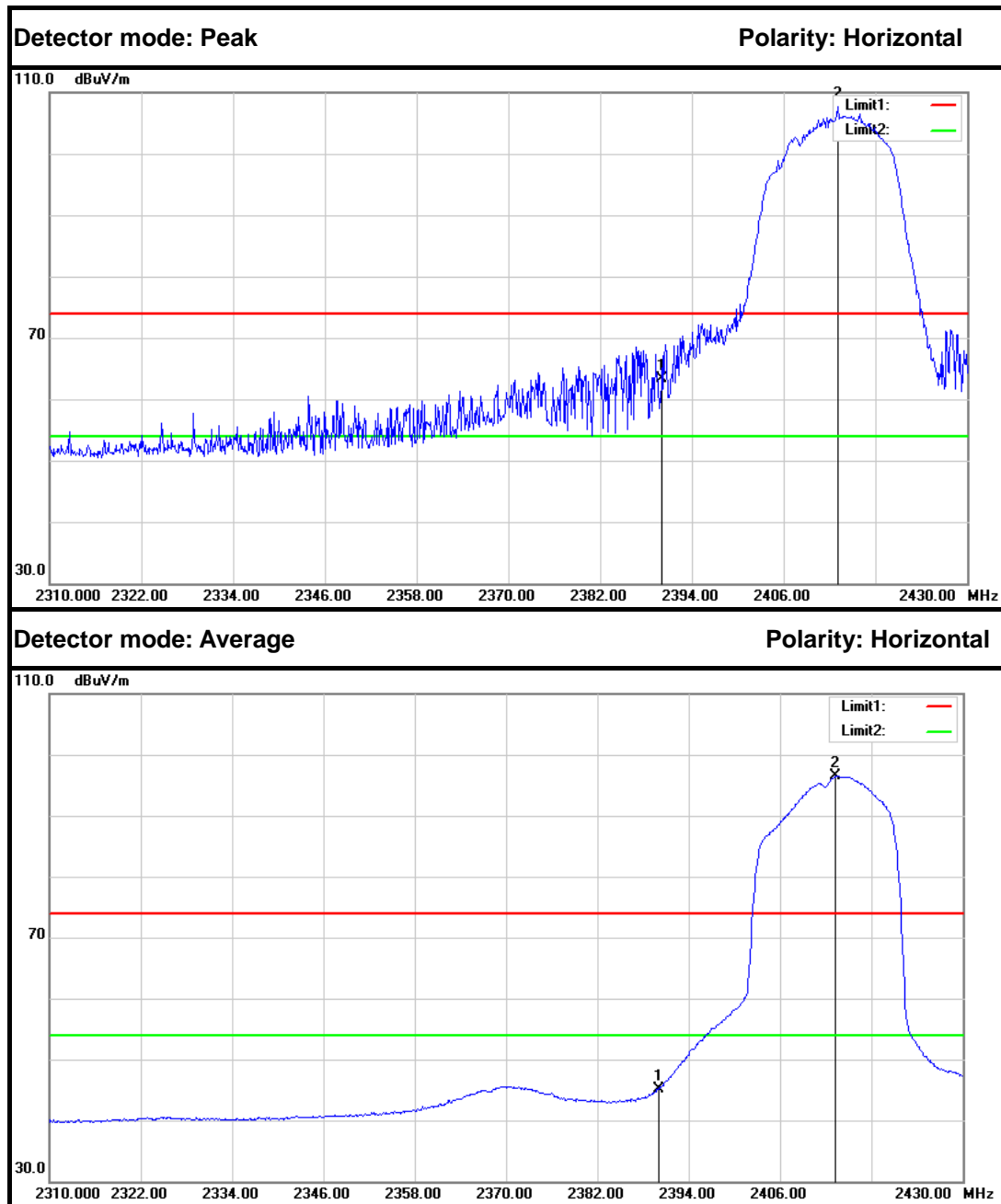


IEEE 802.11n HT20 MHz mode (Combine with Antenna 0 and Antenna 1)  
Band Edges (CH Low)



No.	Frequency (MHz)	Reading (dB)	Factor (dB/m)	Result (dB/m)	Limit (dB/m)	Margin (dB)	Remark	Antenna Polar
1	2390.000	62.49	-2.86	59.63	74.00	-14.37	Peak	Vertical
2	2408.280	108.98	-2.76	106.22	---	---	Peak	Vertical
1	2390.000	47.15	-2.86	44.29	54.00	-9.71	Average	Vertical
2	2407.920	96.03	-2.76	93.27	---	---	Average	Vertical

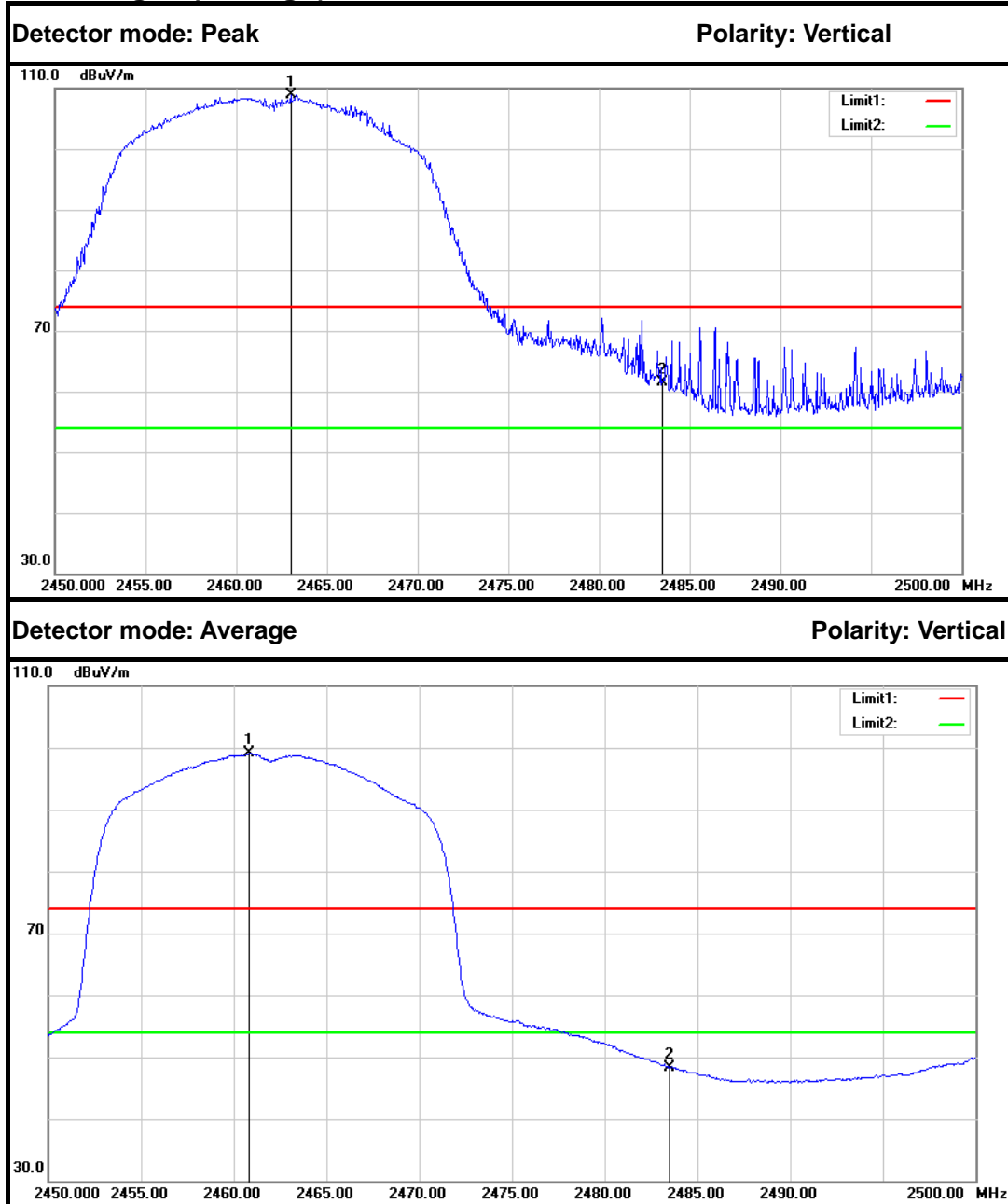




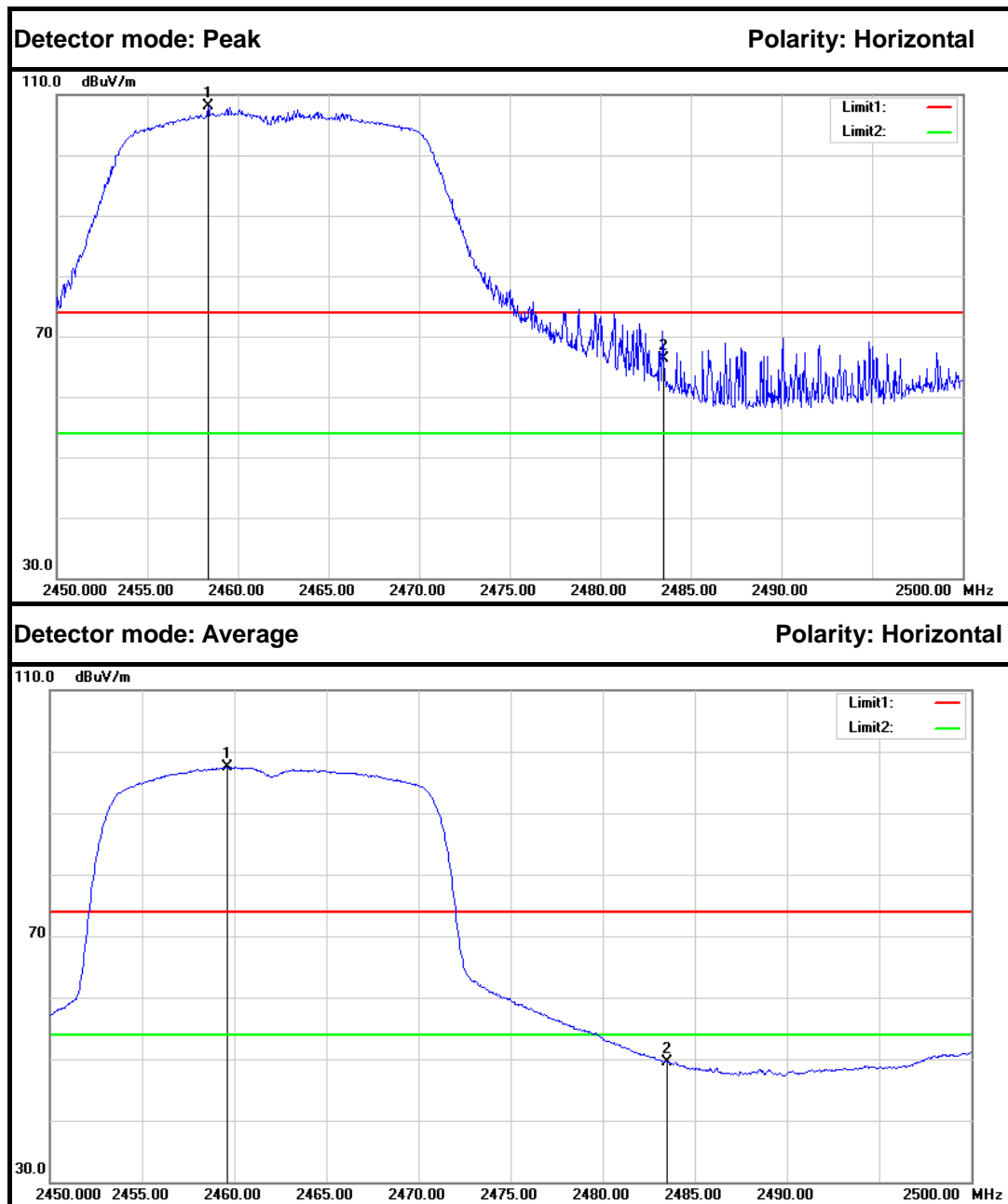
No.	Frequency (MHz)	Reading (dB)	Factor (dB/m)	Result (dB/m)	Limit (dB/m)	Margin (dB)	Remark	Antenna Polar
1	2390.000	66.08	-2.86	63.22	74.00	-10.78	Peak	Horizontal
2	2413.080	110.43	-2.74	107.69	---	---	Peak	Horizontal
1	2390.000	47.99	-2.86	45.13	54.00	-8.87	Average	Horizontal
2	2413.320	99.25	-2.73	96.52	---	---	Average	Horizontal



### Band Edges (CH High)



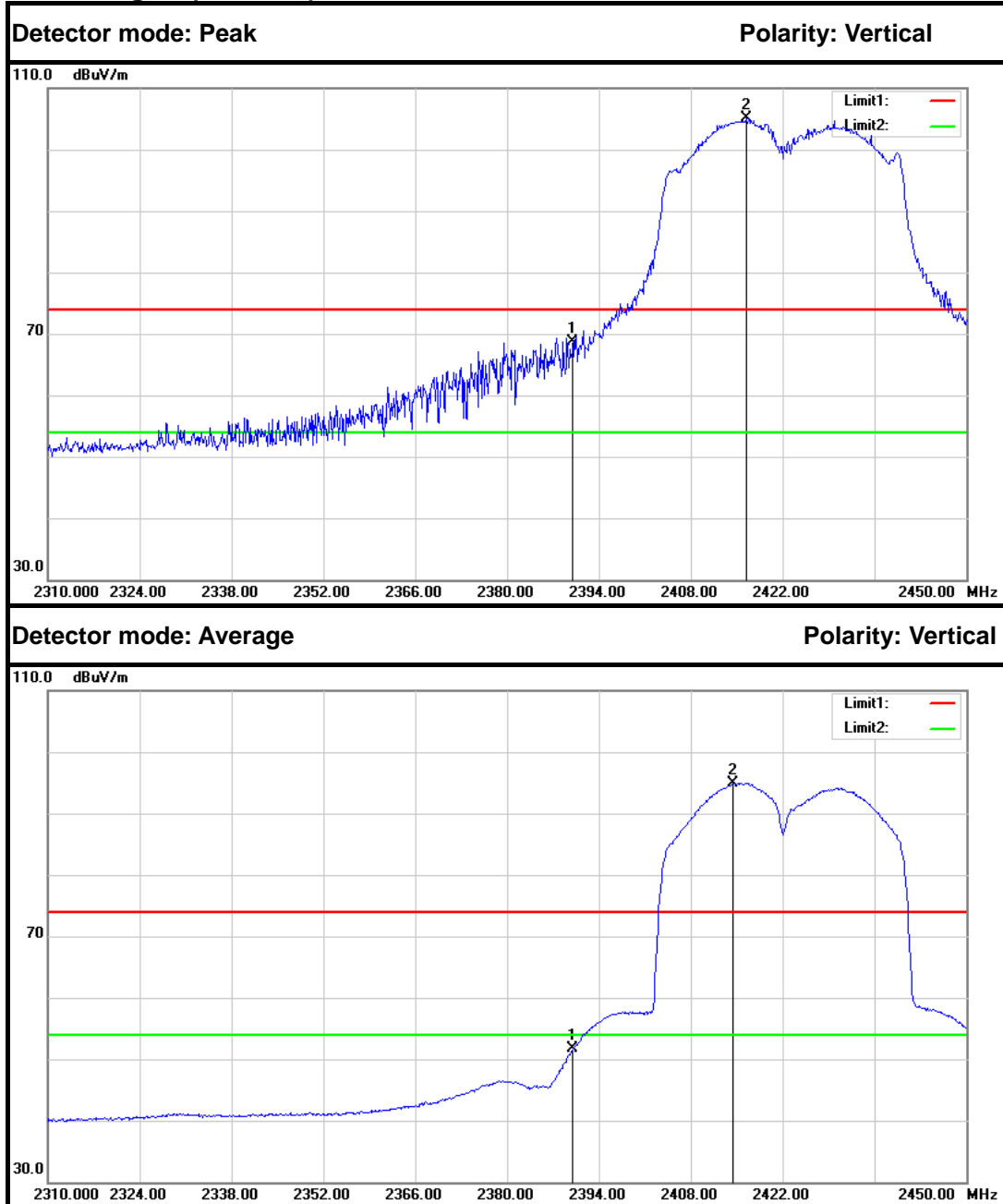
No.	Frequency (MHz)	Reading (dB)	Factor (dB/m)	Result (dB/m)	Limit (dB/m)	Margin (dB)	Remark	Antenna Polar
1	2463.000	111.43	-2.46	108.97	---	---	Peak	Vertical
2	2483.500	63.76	-2.35	61.41	74.00	-12.59	Peak	Vertical
1	2460.800	101.51	-2.47	99.04	---	---	Average	Vertical
2	2483.500	50.64	-2.35	48.29	54.00	-5.71	Average	Vertical



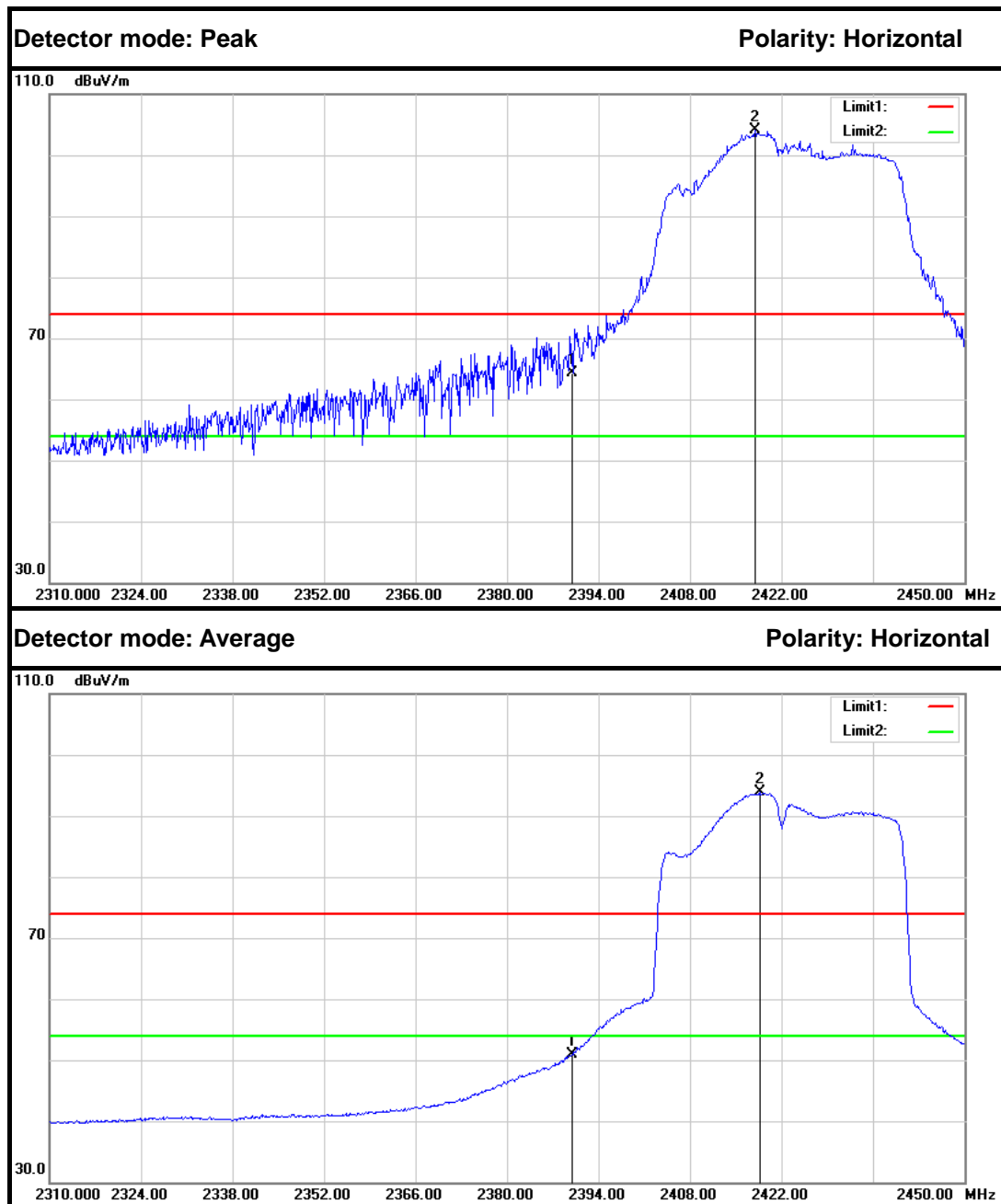
No.	Frequency (MHz)	Reading (dB)	Factor (dB/m)	Result (dB/m)	Limit (dB/m)	Margin (dB)	Remark	Antenna Polar
1	2458.350	110.64	-2.49	108.15	---	---	Peak	Horizontal
2	2483.500	68.67	-2.35	66.32	74.00	-7.68	Peak	Horizontal
1	2459.600	99.98	-2.48	97.50	---	---	Average	Horizontal
2	2483.500	51.90	-2.35	49.55	54.00	-4.45	Average	Horizontal



IEEE 802.11n HT40 MHz mode (Combine with Antenna 0 and Antenna 1)  
Band Edges (CH Low)



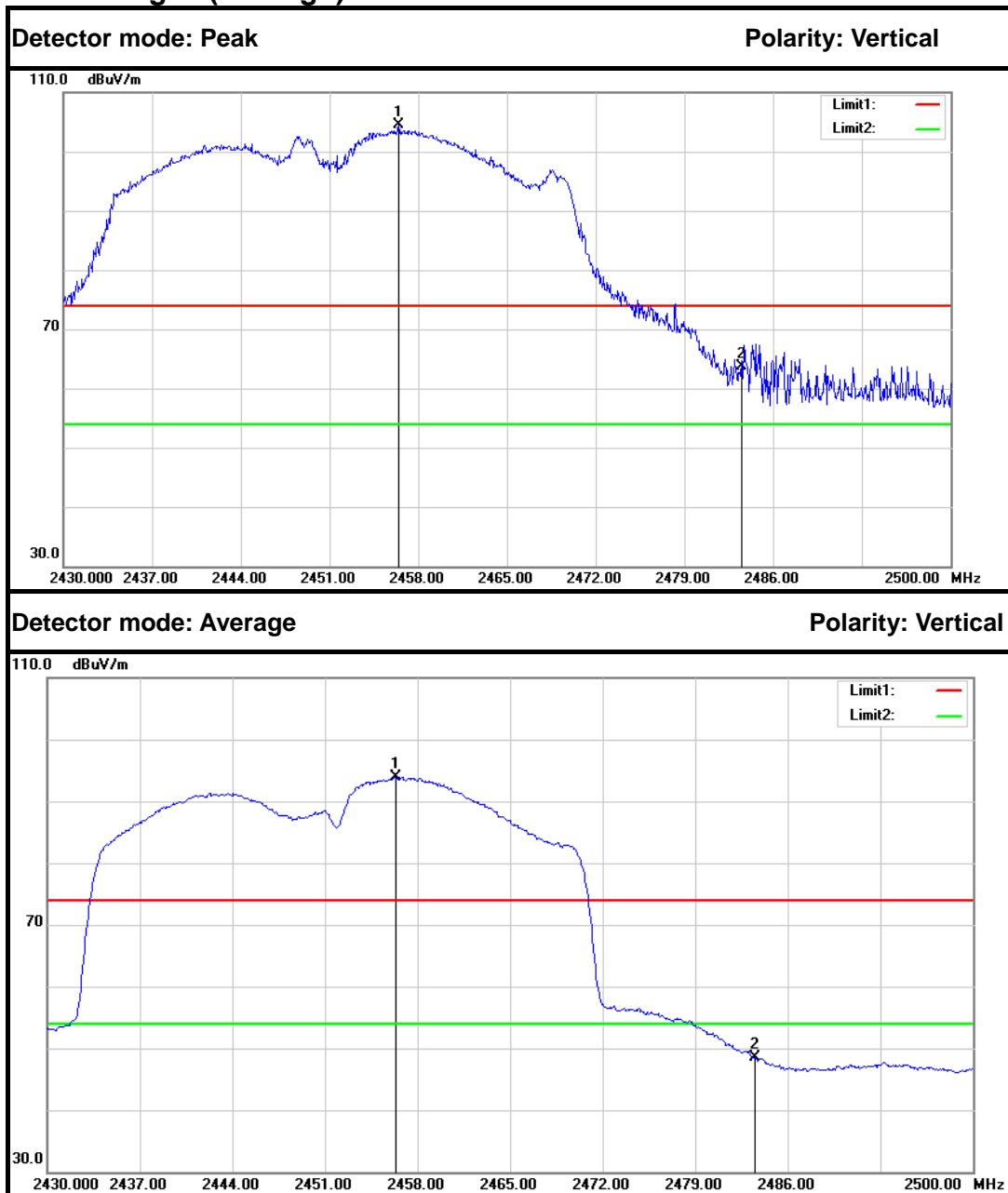
No.	Frequency (MHz)	Reading (dB)	Factor (dB/m)	Result (dB/m)	Limit (dB/m)	Margin (dB)	Remark	Antenna Polar
1	2390.000	71.62	-2.86	68.76	74.00	-5.24	Peak	Vertical
2	2416.400	107.85	-2.72	105.13	---	---	Peak	Vertical
1	2390.000	54.48	-2.86	51.62	54.00	-2.38	Average	Vertical
2	2414.440	97.72	-2.73	94.99	---	---	Average	Vertical



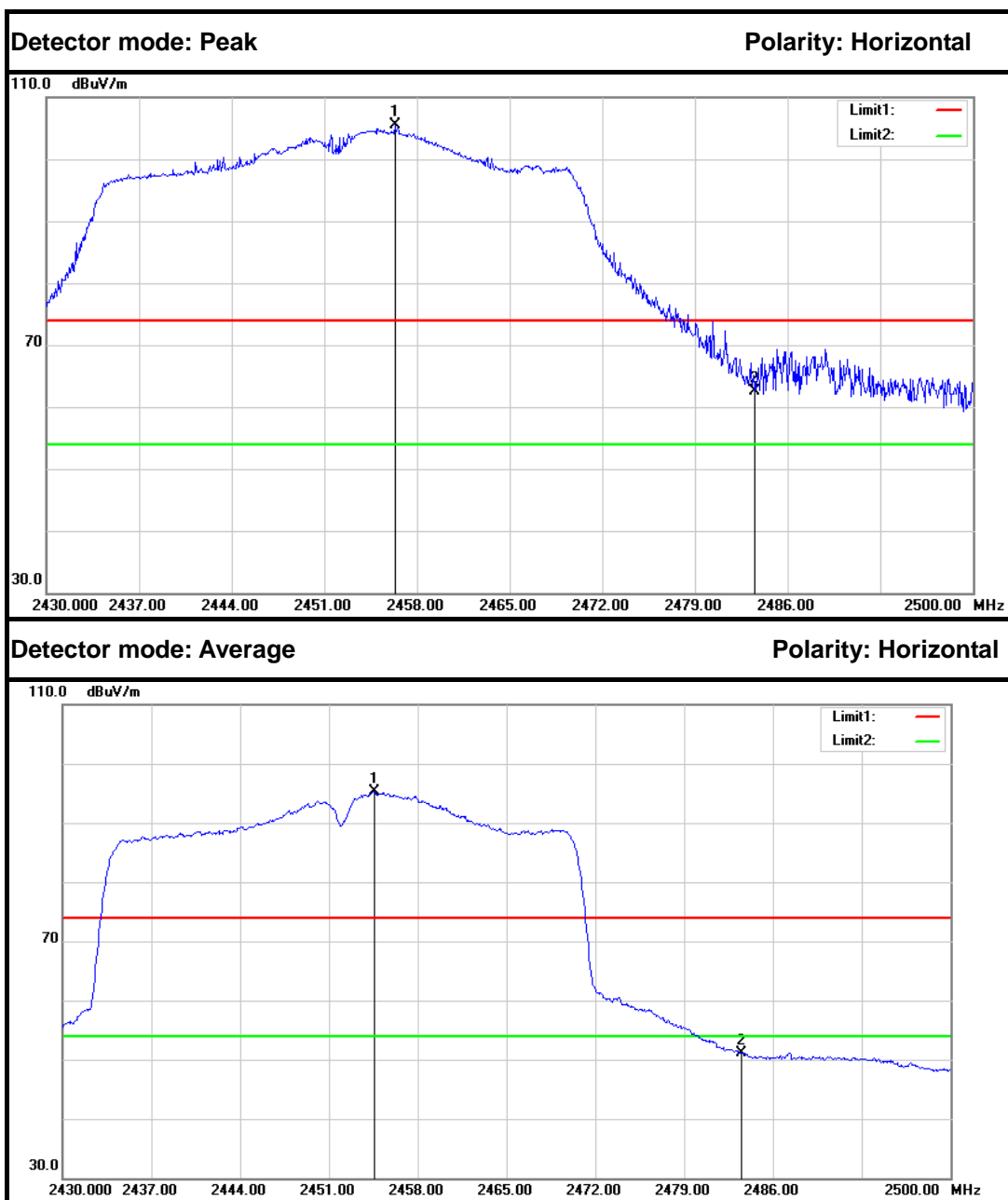
No.	Frequency (MHz)	Reading (dB)	Factor (dB/m)	Result (dB/m)	Limit (dB/m)	Margin (dB)	Remark	Antenna Polar
1	2390.000	67.24	-2.86	64.38	74.00	-9.62	Peak	Horizontal
2	2417.940	106.74	-2.71	104.03	---	---	Peak	Horizontal
1	2390.000	53.83	-2.86	50.97	54.00	-3.03	Average	Horizontal
2	2418.640	96.56	-2.71	93.85	---	---	Average	Horizontal



### Band Edges (CH High)



No.	Frequency (MHz)	Reading (dB)	Factor (dB/m)	Result (dB/m)	Limit (dB/m)	Margin (dB)	Remark	Antenna Polar
1	2456.460	107.05	-2.50	104.55	---	---	Peak	Vertical
2	2483.500	65.99	-2.35	63.64	74.00	-10.36	Peak	Vertical
1	2456.320	96.43	-2.50	93.93	---	---	Average	Vertical
2	2483.500	50.93	-2.35	48.58	54.00	-5.42	Average	Vertical



No.	Frequency (MHz)	Reading (dB)	Factor (dB/m)	Result (dB/m)	Limit (dB/m)	Margin (dB)	Remark	Antenna Polar
1	2456.320	107.99	-2.50	105.49	---	---	Peak	Horizontal
2	2483.500	64.84	-2.35	62.49	74.00	-11.51	Peak	Horizontal
1	2454.570	97.77	-2.51	95.26	---	---	Average	Horizontal
2	2483.500	53.49	-2.35	51.14	54.00	-2.86	Average	Horizontal



## 7.7. PEAK POWER SPECTRAL DENSITY MEASUREMENT

### 7.7.1. LIMITS

According to §15.247(e), for digitally modulated systems, the power spectral density conducted from the intentional radiator to the antenna shall not be greater than 8 dBm in any 3 kHz band during any time interval of continuous transmission.

According to §15.247(f), the digital modulation operation of the hybrid system, with the frequency hopping turned off, shall comply with the power density requirements of paragraph (d) of this section.

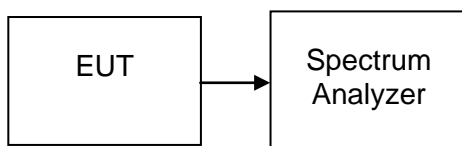
### 7.7.2. TEST PROCEDURES (please refer to measurement standard)

§15.247(e) specifies a conducted power spectral density (PSD) limit of 8 dBm in any 3 kHz band segment within the fundamental EBW during any time interval of continuous transmission. The same method as used to determine the conducted output power shall be used to determine the power spectral density (i.e., if peak-detected fundamental power was measured then use the peak PSD procedure and if average fundamental power was measured then use the average PSD procedure).

#### 10.2 Method PKPSD (peak PSD)

1. Set analyzer center frequency to DTS channel center frequency.
2. Set the span to 1.5 times the DTS bandwidth.
3. Set the RBW to:  $3 \text{ kHz} \leq \text{RBW} \leq 100 \text{ kHz}$ .
4. Set the VBW  $\geq 3 \times \text{RBW}$ .
5. Detector = peak.
6. Sweep time = auto couple.
7. Trace mode = max hold.
8. Allow trace to fully stabilize.
9. Use the peak marker function to determine the maximum amplitude level within the RBW.
10. If measured value exceeds limit, reduce RBW (no less than 3 kHz) and repeat.

### 7.7.3. TEST SETUP





**7.7.4. TEST RESULTS***No non-compliance noted***Test Data****Test mode: IEEE 802.11b**

Channel	Frequency (MHz)	PPSD (dBm)		Limit (dBm)	Test Result
		Antenna 0	Antenna 1		
Low	2412	-7.813	-9.813	8	PASS
Mid	2437	-8.223	-11.594		PASS
High	2462	-8.208	-12.740		PASS

**Test mode: IEEE 802.11g**

Channel	Frequency (MHz)	PPSD (dBm)		Limit (dBm)	Test Result
		Antenna 0	Antenna 1		
Low	2412	-12.359	-11.460	8	PASS
Mid	2437	-11.082	-11.325		PASS
High	2462	-11.198	-10.649		PASS

**Test mode: IEEE 802.11n HT20 MHz (Combine with Antenna 0 and Antenna 1)**

Channel	Frequency (MHz)	PPSD (dBm)			Limit (dBm)	Test Result
		Antenna 0	Antenna 1	Total		
Low	2412	-12.422	-11.543	-8.950	6.799	PASS
Mid	2437	-12.111	-10.744	-8.364		PASS
High	2462	-12.093	-11.537	-8.796		PASS

**Test mode: IEEE 802.11n HT40 MHz (Combine with Antenna 0 and Antenna 1)**

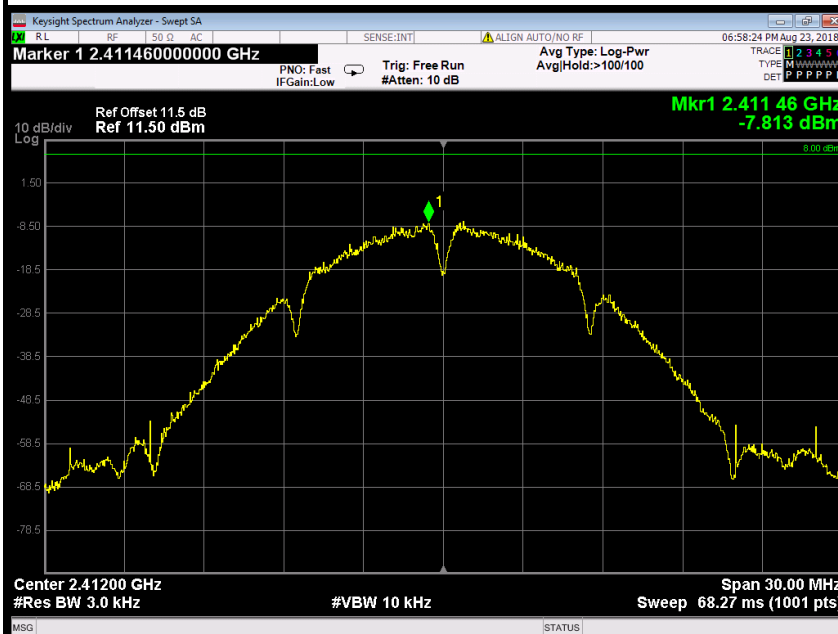
Channel	Frequency (MHz)	PPSD (dBm)			Limit (dBm)	Test Result
		Antenna 0	Antenna 1	Total		
Low	2422	-12.936	-12.914	-9.915	6.799	PASS
Mid	2437	-13.304	-11.248	-9.145		PASS
High	2452	-12.998	-12.760	-9.867		PASS



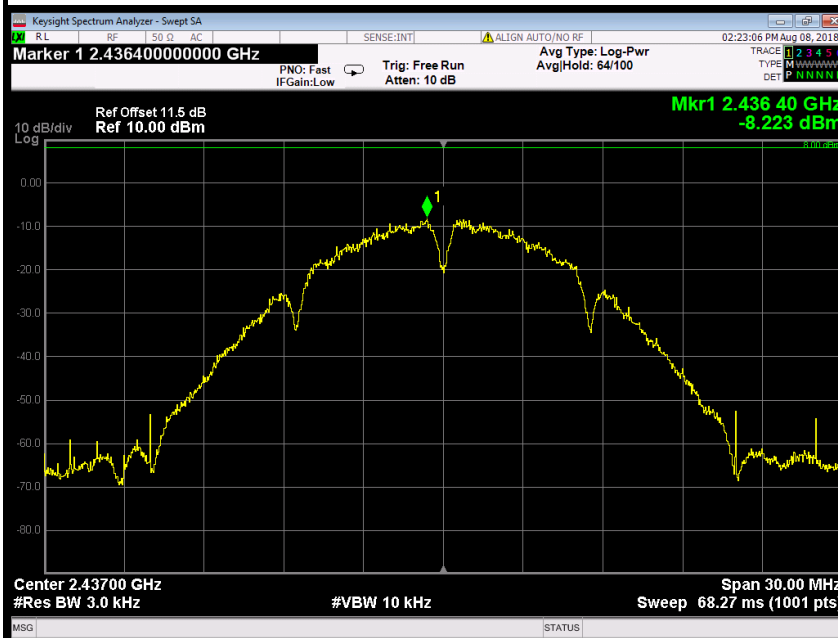
## Test Plot

### IEEE 802.11b mode (Antenna 0)

#### PPSD (CH Low)

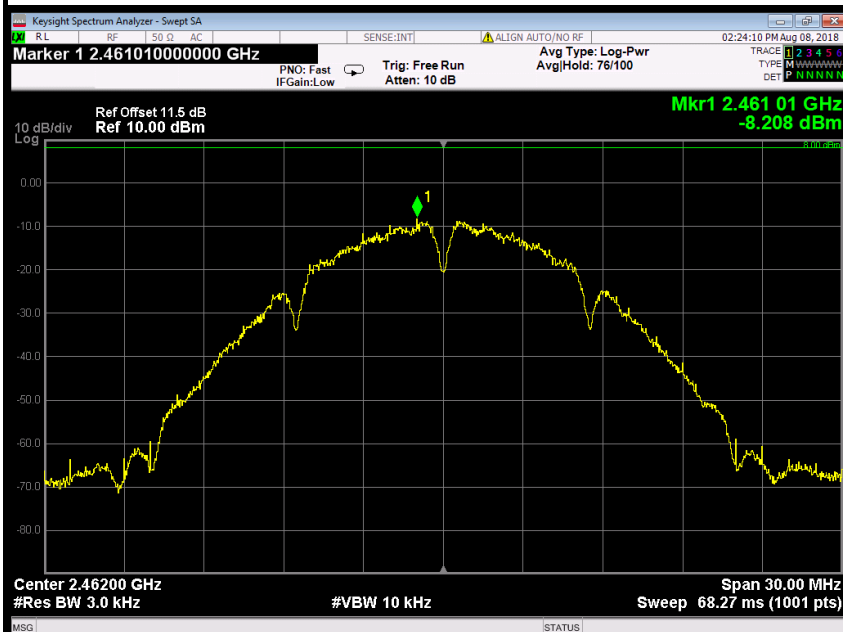


#### PPSD (CH Mid)



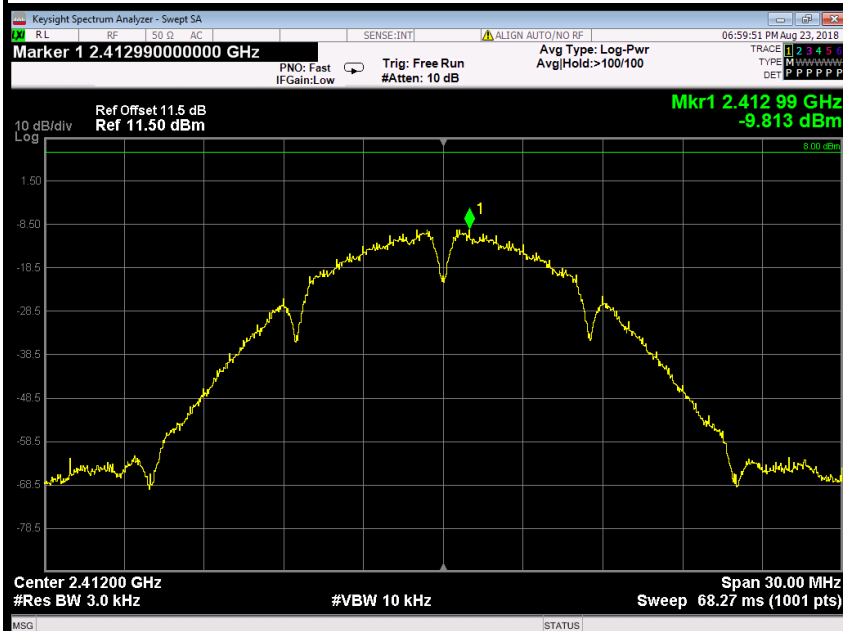


### PPSD (CH High)



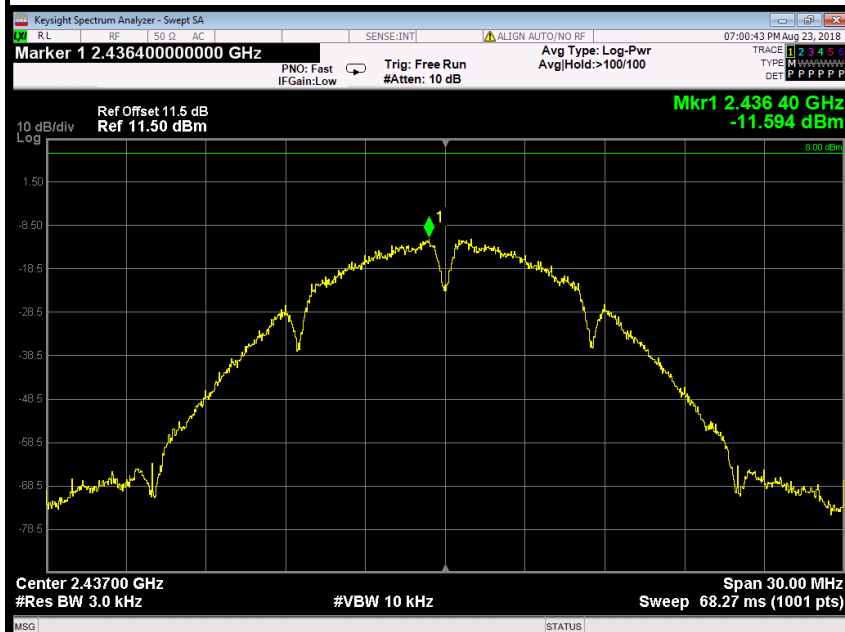
### IEEE 802.11b mode (Antenna 1)

### PPSD (CH Low)

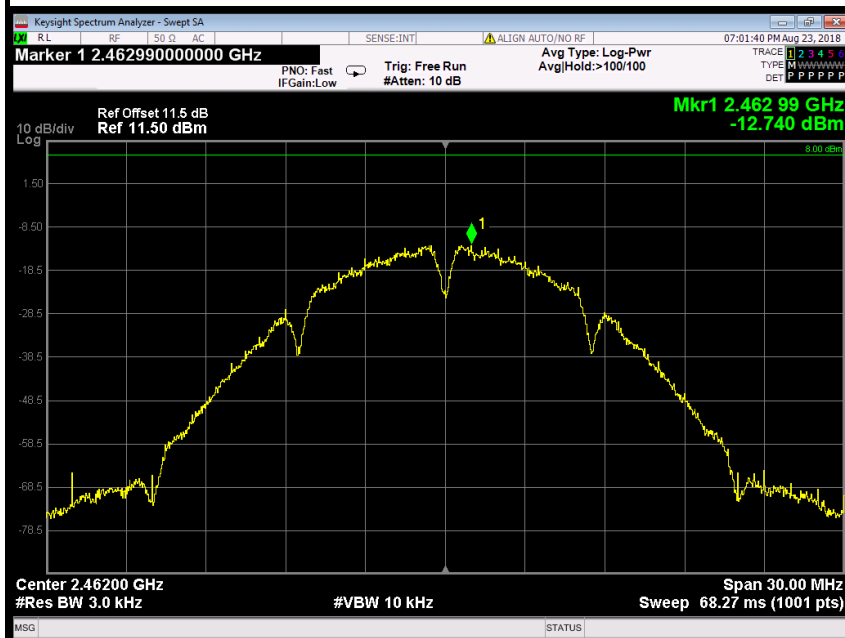




### PPSD (CH Mid)



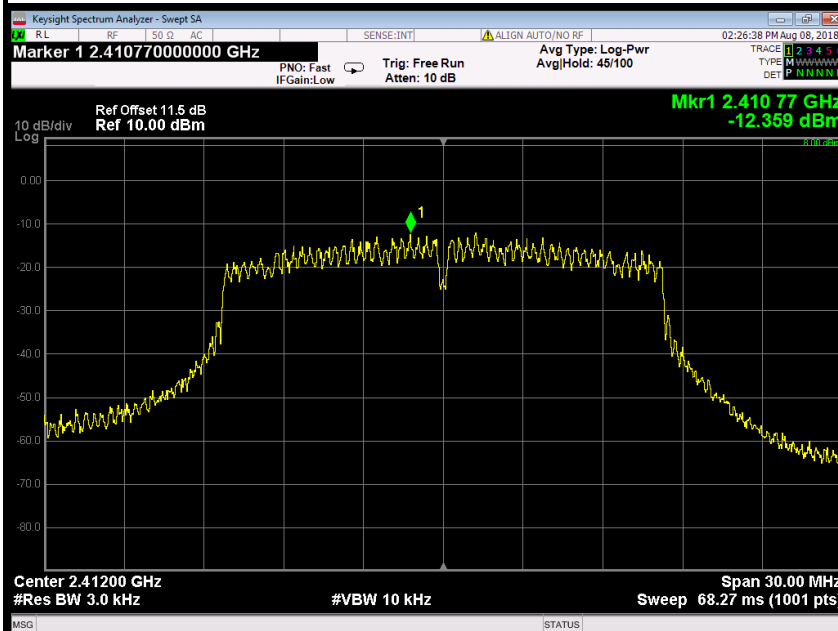
### PPSD (CH High)



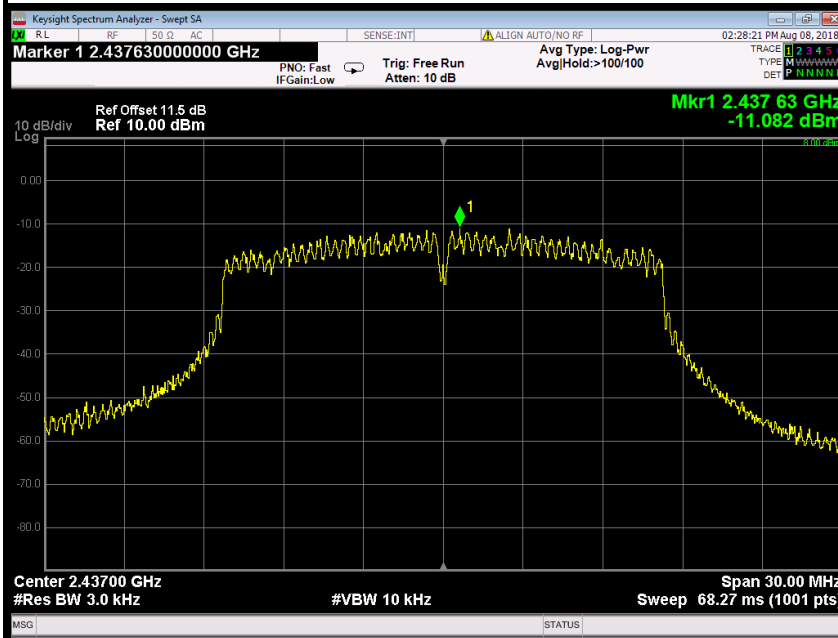


## IEEE 802.11g mode (Antenna 0)

### PPSD (CH Low)

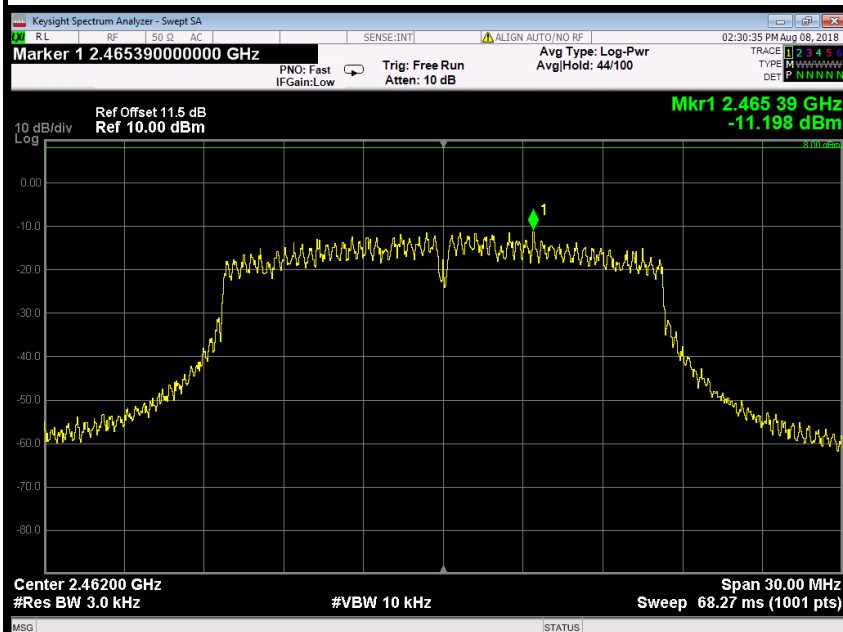


### PPSD (CH Mid)



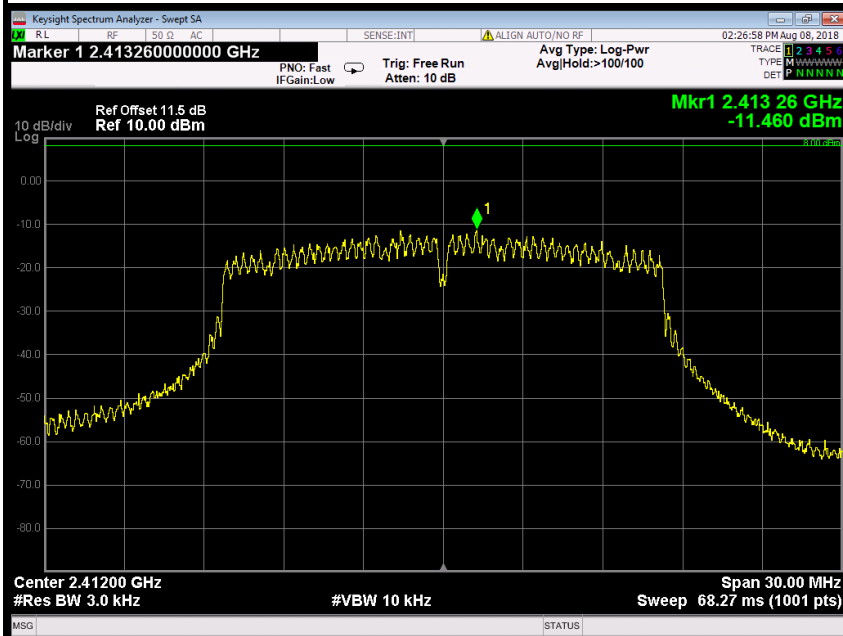


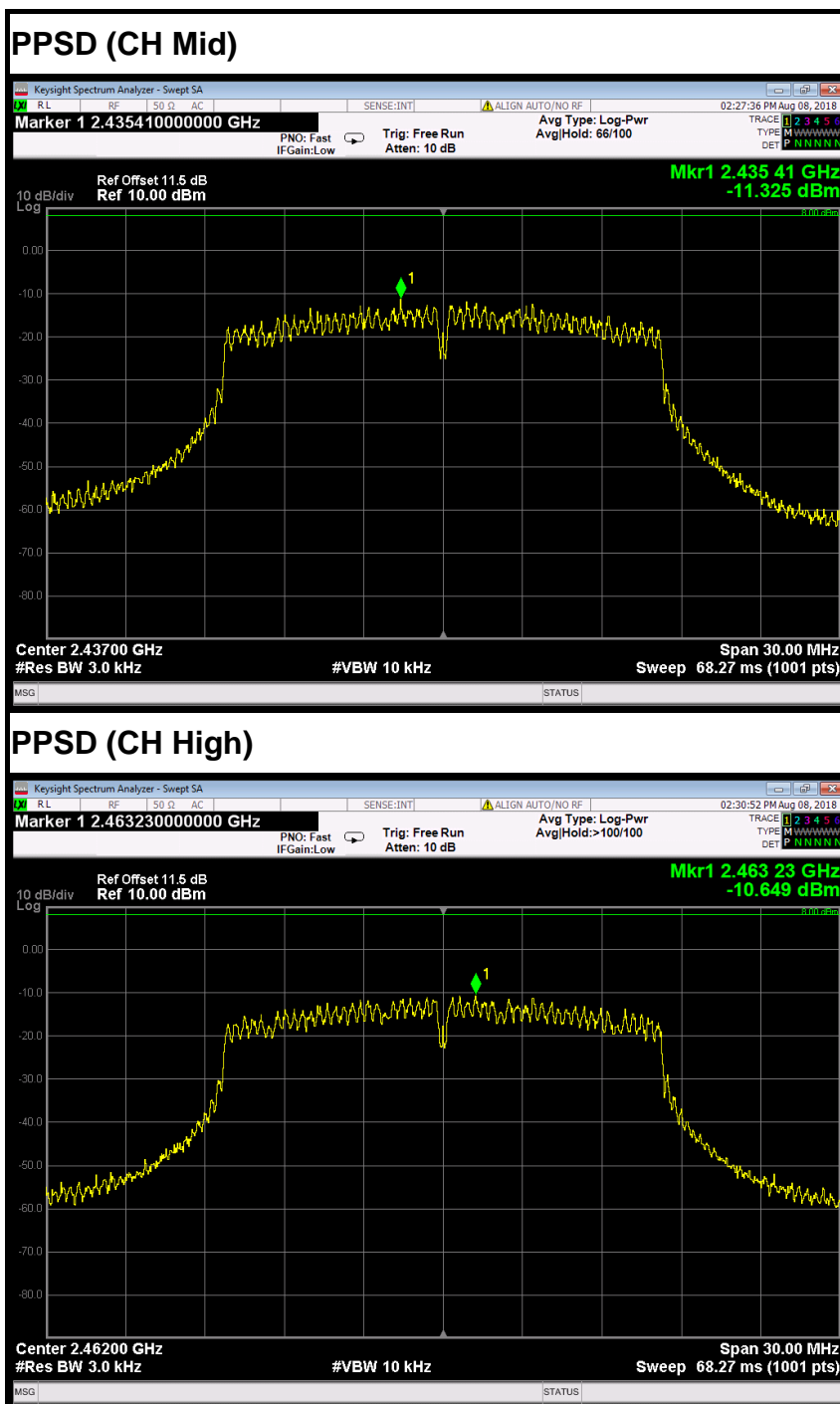
### PPSD (CH High)



### IEEE 802.11g mode (Antenna 1)

### PPSD (CH Low)

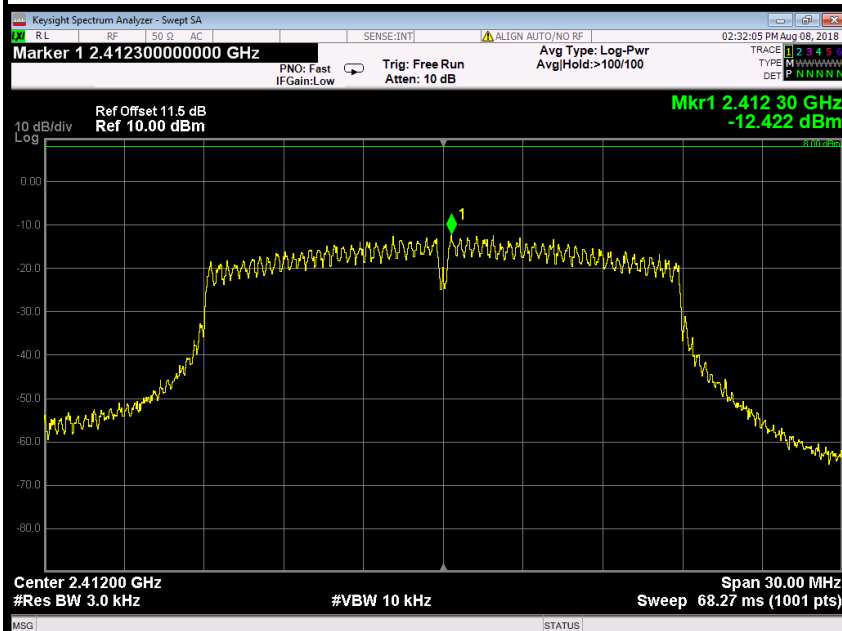




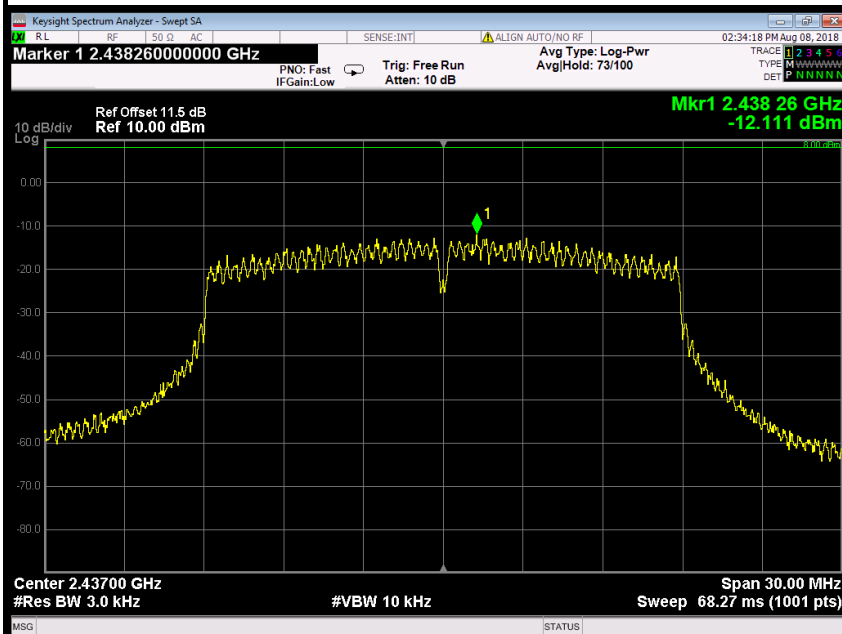


## IEEE 802.11n HT20 MHz mode (Antenna 0)

### PPSD (CH Low)



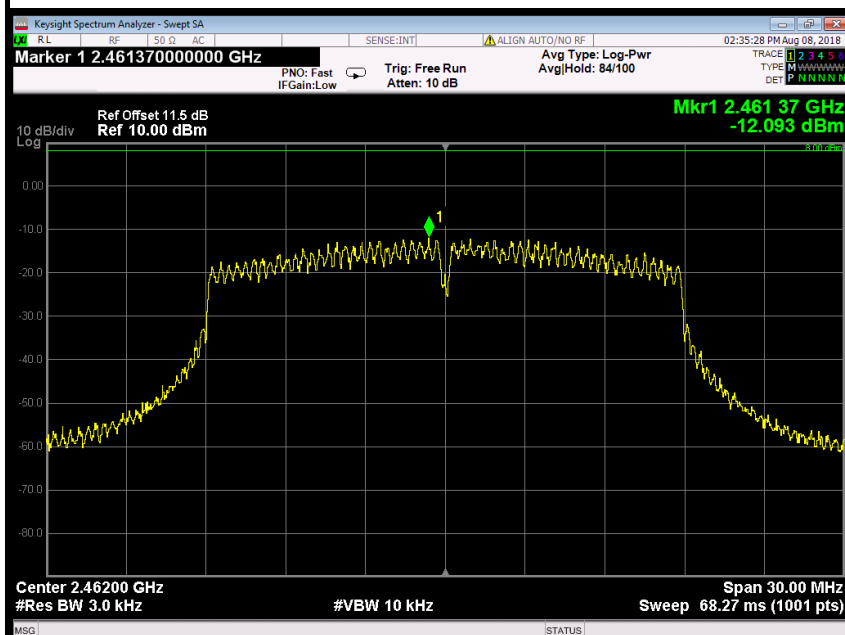
### PPSD (CH Mid)





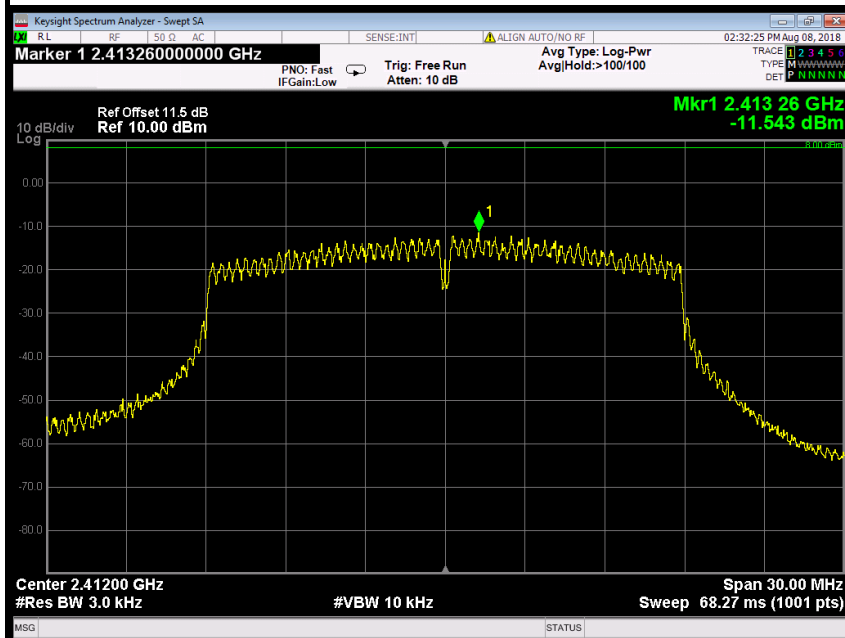


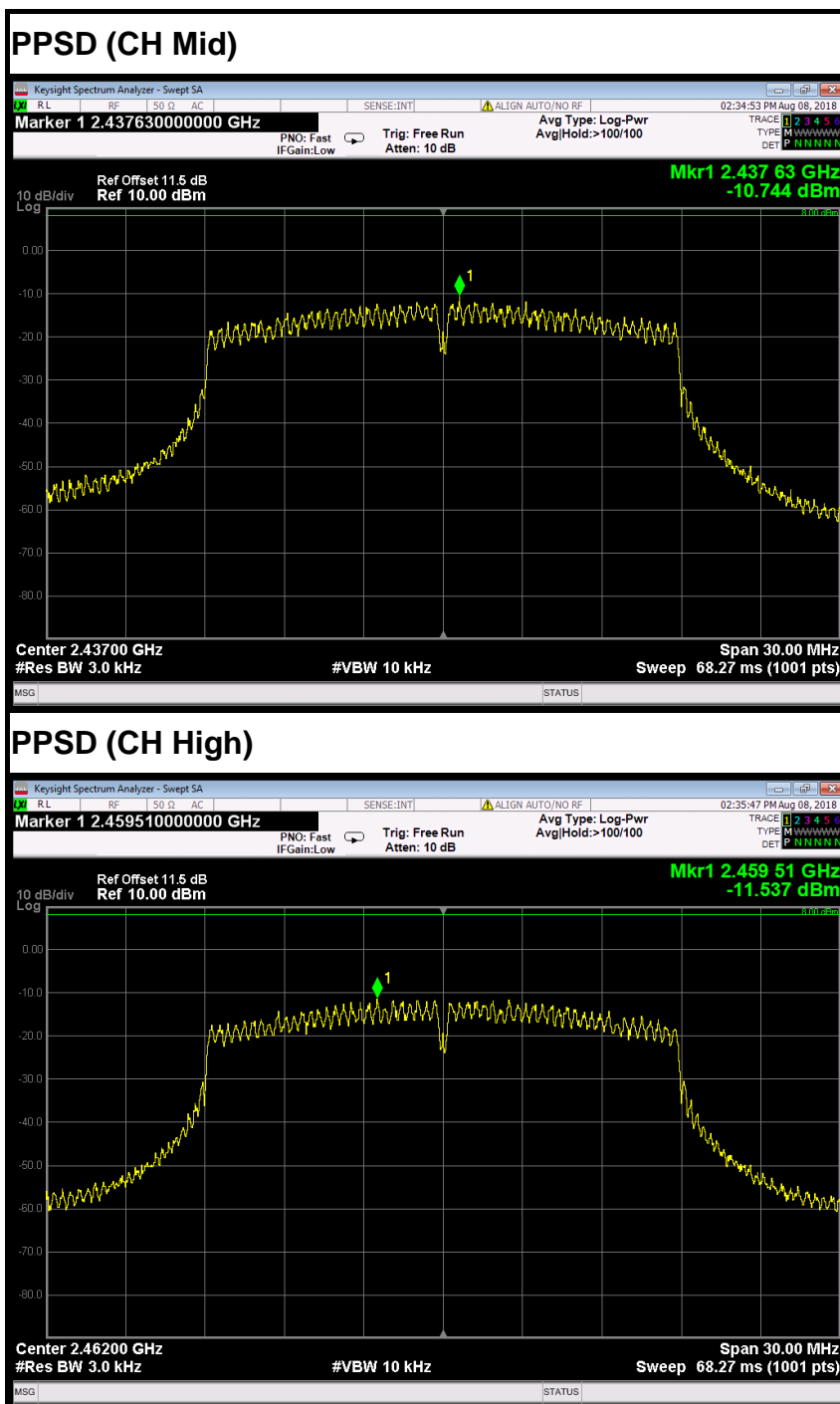
### PPSD (CH High)



### IEEE 802.11n HT20 MHz mode (Antenna 1)

### PPSD (CH Low)

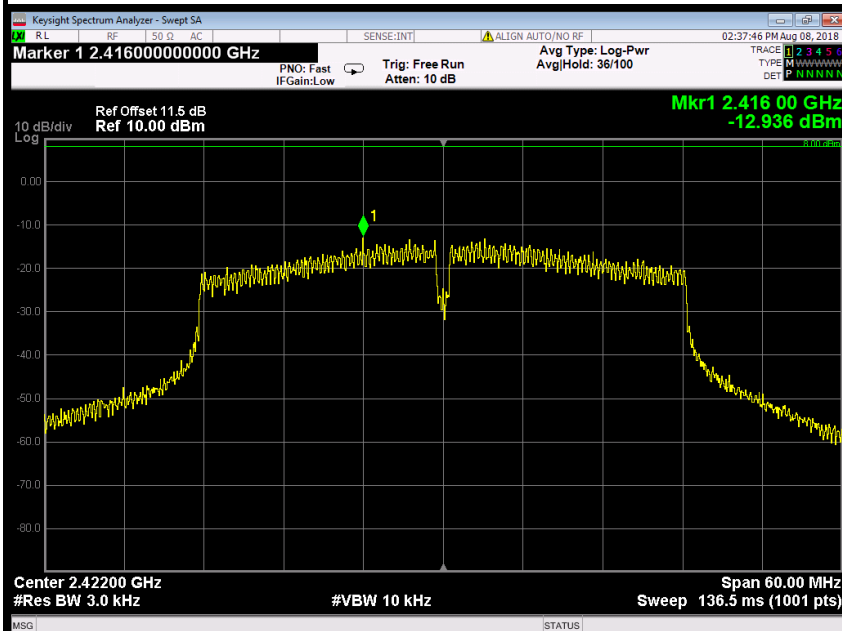




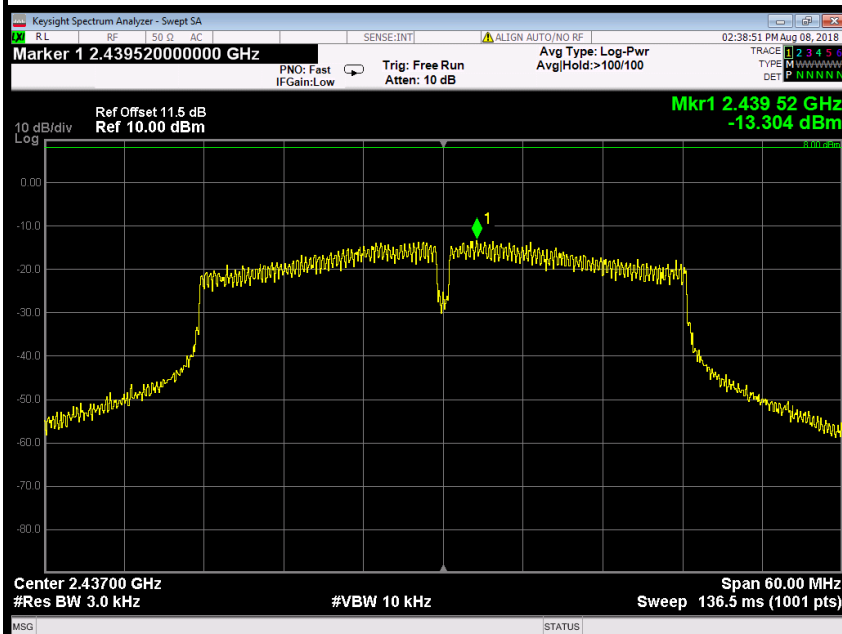


## IEEE 802.11n HT40 MHz mode (Antenna 0)

### PPSD (CH Low)

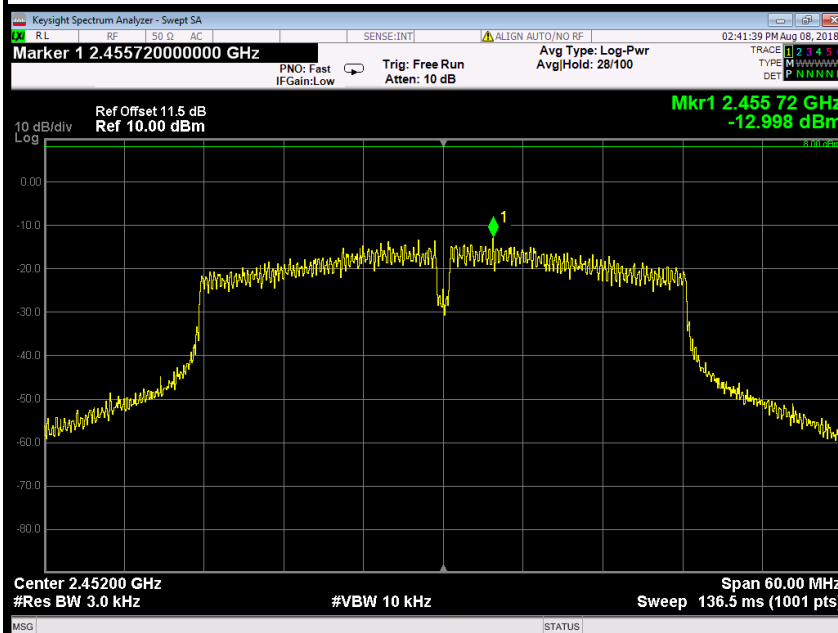


### PPSD (CH Mid)



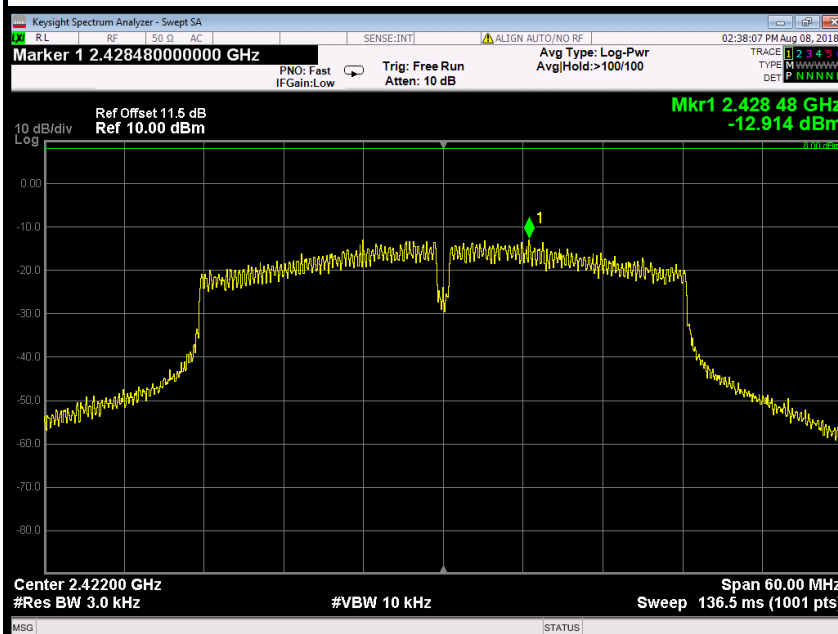


### PPSD (CH High)



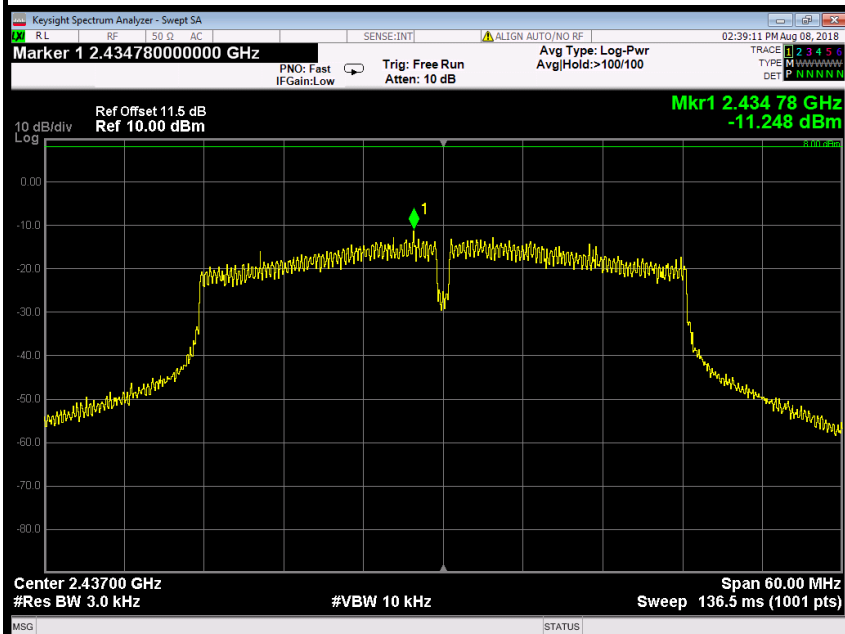
### IEEE 802.11n HT40 MHz mode (Antenna 1)

### PPSD (CH Low)





### PPSD (CH Mid)



### PPSD (CH High)

