

Appendix A

Detailed System Check Results

1. System Performance Check
System Performance Check 750 MHz Head
System Performance Check 835 MHz Head
System Performance Check 1750 MHz Head
System Performance Check 1950 MHz Head
System Performance Check 2300 MHz Head
System Performance Check 2450 MHz Head
System Performance Check 2600 MHz Head
System Performance Check 5250 MHz Head
System Performance Check 5600 MHz Head
System Performance Check 5750 MHz Head



Unless otherwise agreed in writing, this document is issued by the Company subject to its General Conditions of Service printed overleaf, available on request or accessible at <https://www.sgs.com/en/Terms-and-Conditions>. Attention is drawn to the limitation of liability, indemnification and jurisdiction issues defined therein. Any holder of this document is advised that information contained hereon reflects the Company's findings at the time of its intervention only and within the limits of Client's instructions, if any. The Company's sole responsibility is to its Client and this document does not exonerate parties to a transaction from exercising all their rights and obligations under the transaction documents. This document cannot be reproduced except in full, without prior written approval of the Company. Any unauthorized alteration, forgery or falsification of the content or appearance of this document is unlawful and offenders may be prosecuted to the fullest extent of the law. Unless otherwise stated the results shown in this test report refer only to the sample(s) tested and such sample(s) are retained for 30 days only.

Attention: To check the authenticity of testing /inspection report & certificate, please contact us at telephone: (86-755) 8307 1443, or email: CN.Doccheck@sgs.com

System Performance Check 750 MHz Head

Device

Communication System: D750; Frequency: 750.000

Medium: Head Simulating Liquid. Medium parameters used: $f = 750.000$ MHz; $\sigma = 0.885$ S/m; $\epsilon_r = 42.7$

DASY8 Configuration:

- Probe: EX3DV4 - SN7838; ConvF(9.75, 9.68, 9.67); Calibrated: 2023-09-11
- Sensor-Surface: 1.4 mm
- Electronics: DAE4ip Sn1803; Calibrated: 2024-08-08
- Phantom: Twin-SAM V8.0 (30deg probe tilt); Serial: 2146
- Measurement Software: cDASY8 V16.2.4.2524

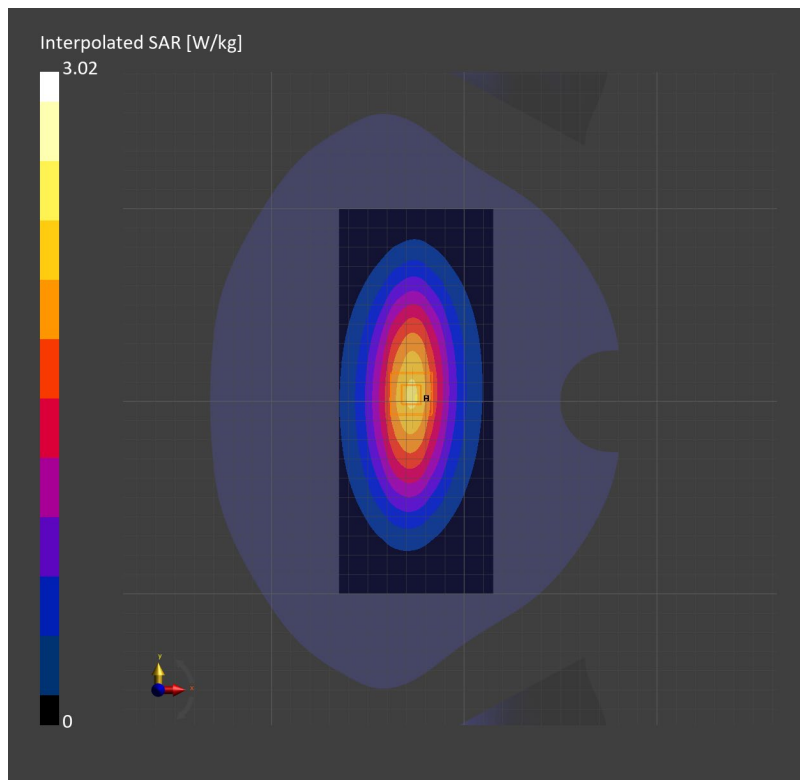
Area Scan (80.0 mm x 200.0 mm): Measurement Grid: 10.0 mm x 10.0 mm

SAR (1g) = 2.02 W/kg; SAR (10g) = 1.35 W/kg;

Zoom Scan (32.0 mm x 32.0 mm x 30.0 mm): Measurement Grid: 8.0 mm x 8.0 mm x 5.0 mm

Power Drift = -0.05 dB

SAR (1g) = 1.95 W/kg; SAR (10g) = 1.29 W/kg;



System Performance Check 835 MHz Head

Device

Communication System: D835; Frequency: 835.000

Medium: Head Simulating Liquid. Medium parameters used: $f = 835.000$ MHz; $\sigma = 0.936$ S/m; $\epsilon_r = 42.3$

DASY8 Configuration:

- Probe: EX3DV4 - SN7838; ConvF(9.3, 9.34, 9.27); Calibrated: 2023-09-11
- Sensor-Surface: 1.4 mm
- Electronics: DAE4ip Sn1803; Calibrated: 2024-08-08
- Phantom: Twin-SAM V8.0 (30deg probe tilt); Serial: 2146
- Measurement Software: cDASY8 V16.2.4.2524

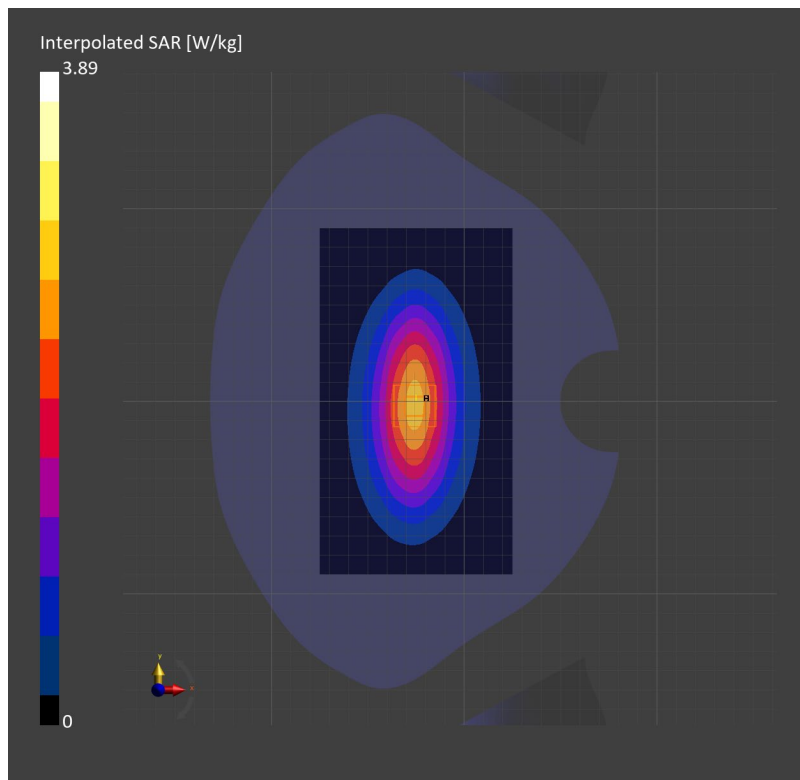
Area Scan (100.0 mm x 180.0 mm): Measurement Grid: 10.0 mm x 10.0 mm

SAR (1g) = 2.40 W/kg; SAR (10g) = 1.58 W/kg;

Zoom Scan (32.0 mm x 32.0 mm x 30.0 mm): Measurement Grid: 8.0 mm x 8.0 mm x 5.0 mm

Power Drift = -0.12 dB

SAR (1g) = 2.44 W/kg; SAR (10g) = 1.58 W/kg;



System Performance Check 1750 MHz Head**Device**

Communication System: D1750; Frequency: 1750.000

Medium: Head Simulating Liquid. Medium parameters used: $f=1750.000$ MHz; $\sigma=1.39$ S/m; $\epsilon_r=40.5$

DASY8 Configuration:

- Probe: EX3DV4 - SN7838; ConvF(8.11, 8.04, 8.17); Calibrated: 2023-09-11
- Sensor-Surface: 1.4 mm
- Electronics: DAE4ip Sn1803; Calibrated: 2024-08-08
- Phantom: Twin-SAM V8.0 (30deg probe tilt); Serial: 2146
- Measurement Software: cDASY8 V16.2.4.2524

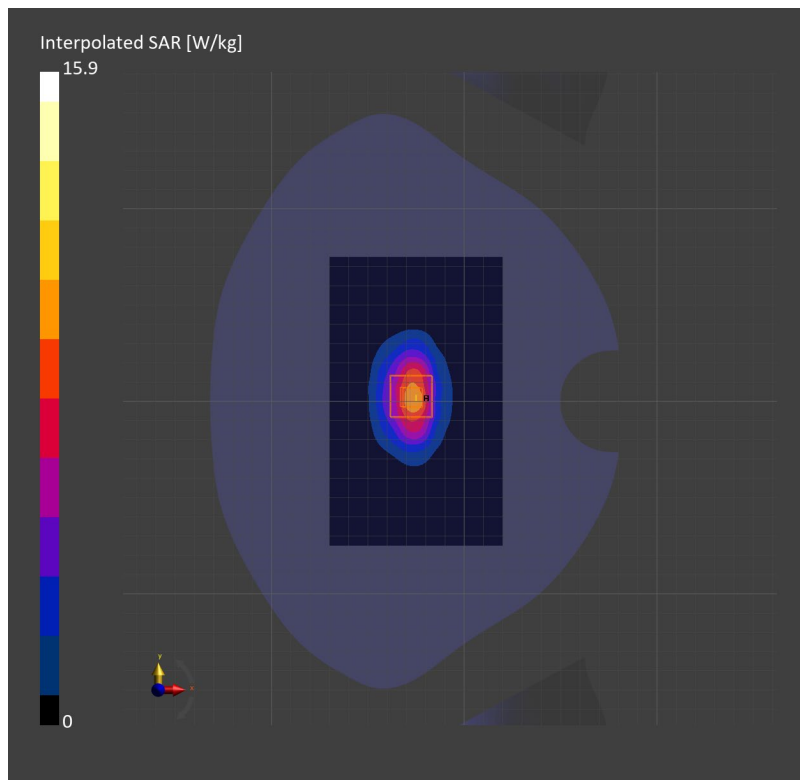
Area Scan (90.0 mm x 150.0 mm): Measurement Grid: 15.0 mm x 15.0 mm

SAR (1g) = 8.51 W/kg; SAR (10g) = 4.60 W/kg;

Zoom Scan (32.0 mm x 32.0 mm x 30.0 mm): Measurement Grid: 8.0 mm x 8.0 mm x 5.0 mm

Power Drift = -0.01 dB

SAR (1g) = 8.95 W/kg; SAR (10g) = 4.83 W/kg;



System Performance Check 1950 MHz Head

Device

Communication System: D1950; Frequency: 1950.000

Medium: Head Simulating Liquid. Medium parameters used: $f= 1950.000$ MHz; $\sigma= 1.38$ S/m; $\epsilon_r = 40$

DASY8 Configuration:

- Probe: EX3DV4 - SN7838; ConvF(7.82, 7.76, 7.85); Calibrated: 2023-09-11
- Sensor-Surface: 1.4 mm
- Electronics: DAE4ip Sn1803; Calibrated: 2024-08-08
- Phantom: Twin-SAM V8.0 (30deg probe tilt); Serial: 2146
- Measurement Software: cDASY8 V16.2.4.2524

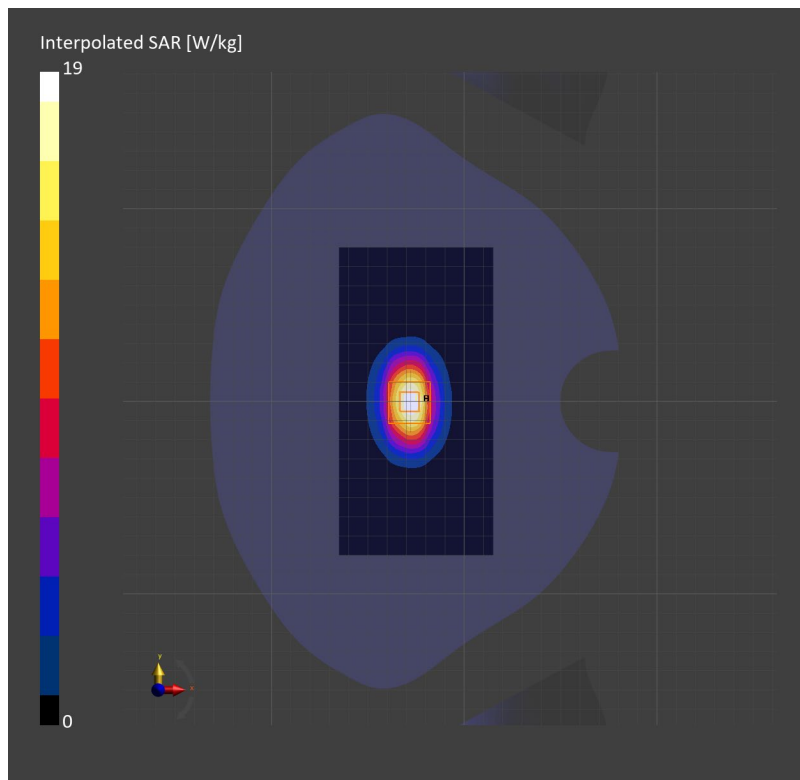
Area Scan (80.0 mm x 160.0 mm): Measurement Grid: 10.0 mm x 10.0 mm

SAR (1g) = 9.95 W/kg; SAR (10g) = 5.22 W/kg;

Zoom Scan (32.0 mm x 32.0 mm x 30.0 mm): Measurement Grid: 8.0 mm x 8.0 mm x 5.0 mm

Power Drift = -0.16 dB

SAR (1g) = 10.13 W/kg; SAR (10g) = 5.31 W/kg;



System Performance Check 2300MHz Head**D2300V2-SN 1072**

Communication System: D2300; Frequency: 2300.000

Medium: Head Simulating Liquid. Medium parameters used: $f=2300.000$ MHz; $\sigma=1.71$ S/m; $\epsilon_r=41.2$

DASY8 Configuration:

- Probe: EX3DV4 - SN7838; ConvF(7.56, 7.47, 7.57); Calibrated: 2023-09-11
- Sensor-Surface: 1.4 mm
- Electronics: DAE4ip Sn1803; Calibrated: 2024-08-08
- Phantom: Twin-SAM V8.0 (30deg probe tilt); Serial: 2146
- Measurement Software: cDASY8 V16.2.4.2524

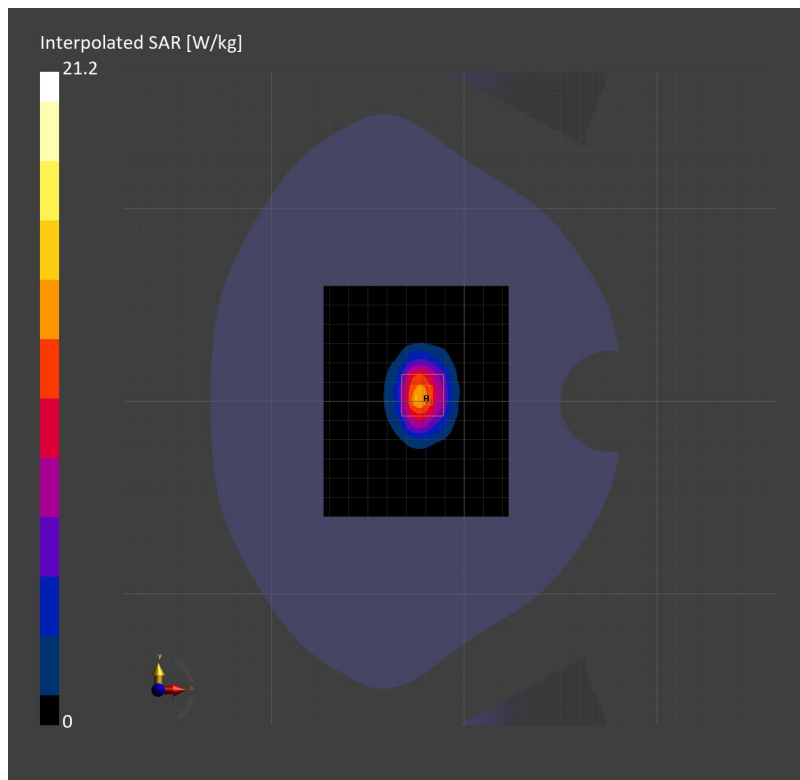
Area Scan (96.0 mm x 120.0 mm): Measurement Grid: 12.0 mm x 12.0 mm

SAR (1g) = 10.8 W/kg; SAR (10g) = 5.32 W/kg;

Zoom Scan (30.0 mm x 30.0 mm x 30.0 mm): Measurement Grid: 5.0 mm x 5.0 mm x 5.0 mm

Power Drift = 0.08 dB

SAR (1g) = 11.36 W/kg; SAR (10g) = 5.47 W/kg;



System Performance Check 2450 MHz Head**D2450V2-SN 733**

Communication System: D2450; Frequency: 2450.000

Medium: Head Simulating Liquid. Medium parameters used: $f=2450.000$ MHz; $\sigma=1.8$ S/m; $\epsilon_r=40.5$

DASY8 Configuration:

- Probe: EX3DV4 - SN7636; ConvF(7.95, 7.95, 7.95); Calibrated: 2024-07-17
- Sensor-Surface: 1.4 mm
- Electronics: DAE4 Sn1267; Calibrated: 2024-01-03
- Phantom: Twin-SAM V8.0 (30deg probe tilt); Serial: 2156
- Measurement Software: cDASY8 V16.2.4.2524

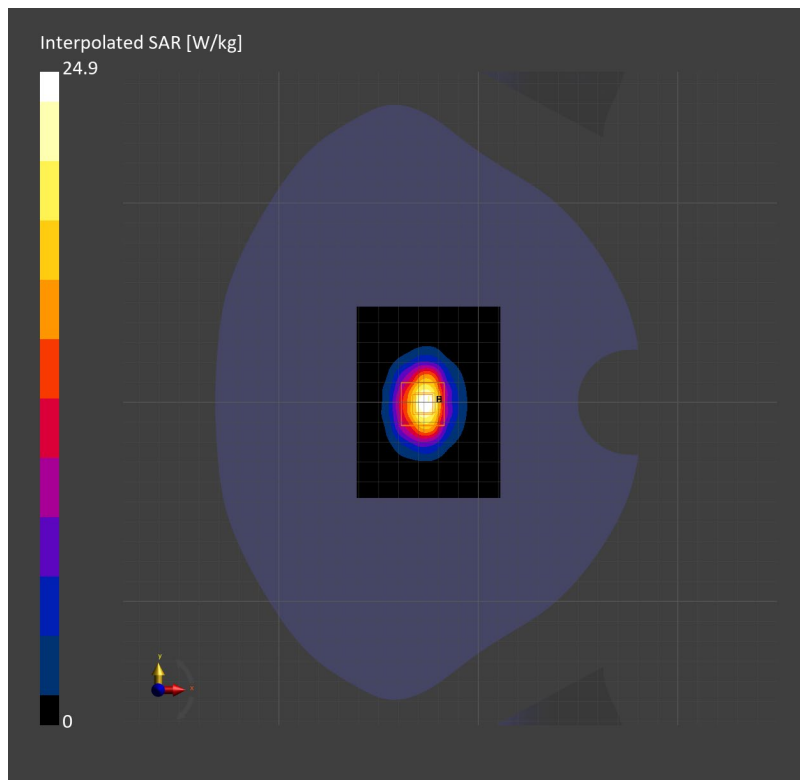
Area Scan (72.0 mm x 96.0 mm): Measurement Grid: 12.0 mm x 12.0 mm

SAR (1g) = 12.6 W/kg; SAR (10g) = 5.93 W/kg;

Zoom Scan (30.0 mm x 30.0 mm x 30.0 mm): Measurement Grid: 5.0 mm x 5.0 mm x 5.0 mm

Power Drift = 0.05 dB

SAR (1g) = 12.53 W/kg; SAR (10g) = 6.01 W/kg;



System Performance Check 2600MHz Head**D2600V2-SN 1125**

Communication System: D2600; Frequency: 2600.000

Medium: Head Simulating Liquid. Medium parameters used: $f=2600.000$ MHz; $\sigma=2.04$ S/m; $\epsilon_r=37.5$

DASY8 Configuration:

- Probe: EX3DV4 - SN7838; ConvF(7.31, 7.23, 7.33); Calibrated: 2023-09-11
- Sensor-Surface: 1.4 mm
- Electronics: DAE4ip Sn1803; Calibrated: 2024-08-08
- Phantom: Twin-SAM V8.0 (30deg probe tilt); Serial: 2146
- Measurement Software: cDASY8 V16.2.4.2524

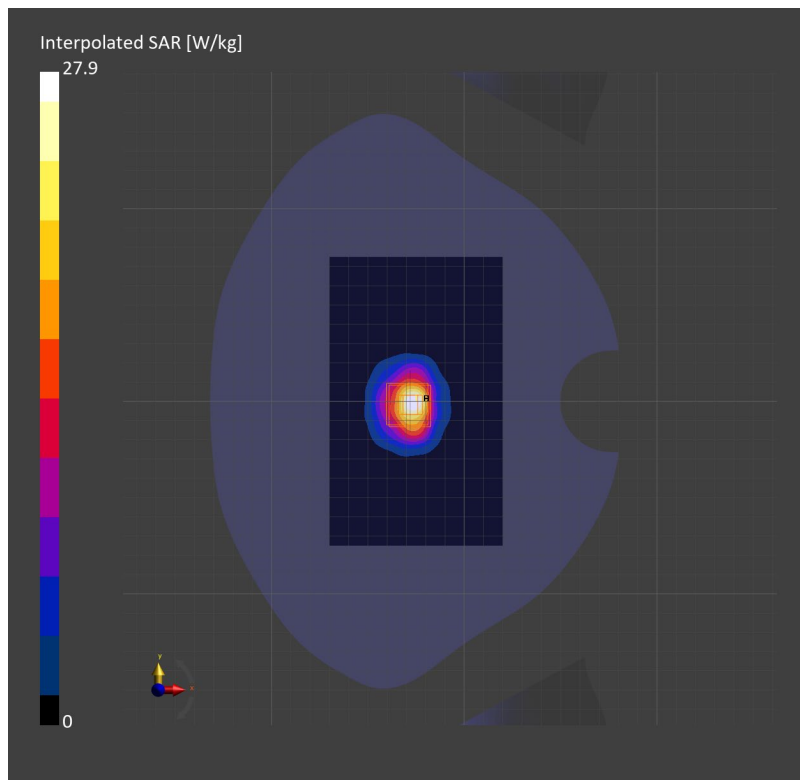
Area Scan (90.0 mm x 150.0 mm): Measurement Grid: 12.0 mm x 12.0 mm

SAR (1g) = 12.7 W/kg; SAR (10g) = 5.87 W/kg;

Zoom Scan (32.0 mm x 32.0 mm x 30.0 mm): Measurement Grid: 5.0 mm x 5.0 mm x 5.0 mm

Power Drift = -0.02 dB

SAR (1g) = 13.98 W/kg; SAR (10g) = 6.41 W/kg;



System Performance Check 3700 MHz Head**D3700V2-SN 1046**

Communication System: D3700; Frequency: 3700.000

Medium: Head Simulating Liquid. Medium parameters used: $f=3700.000$ MHz; $\sigma=2.90$ S/m; $\epsilon_r=38.9$

DASY8 Configuration:

- Probe: EX3DV4 - SN7636; ConvF(6.99, 6.99, 6.99); Calibrated: 2024-07-17
- Sensor-Surface: 1.4 mm
- Electronics: DAE4ip Sn1803; Calibrated: 2024-08-08
- Phantom: Twin-SAM V8.0 (30deg probe tilt); Serial: 2146
- Measurement Software: cDASY8 V16.2.4.2524

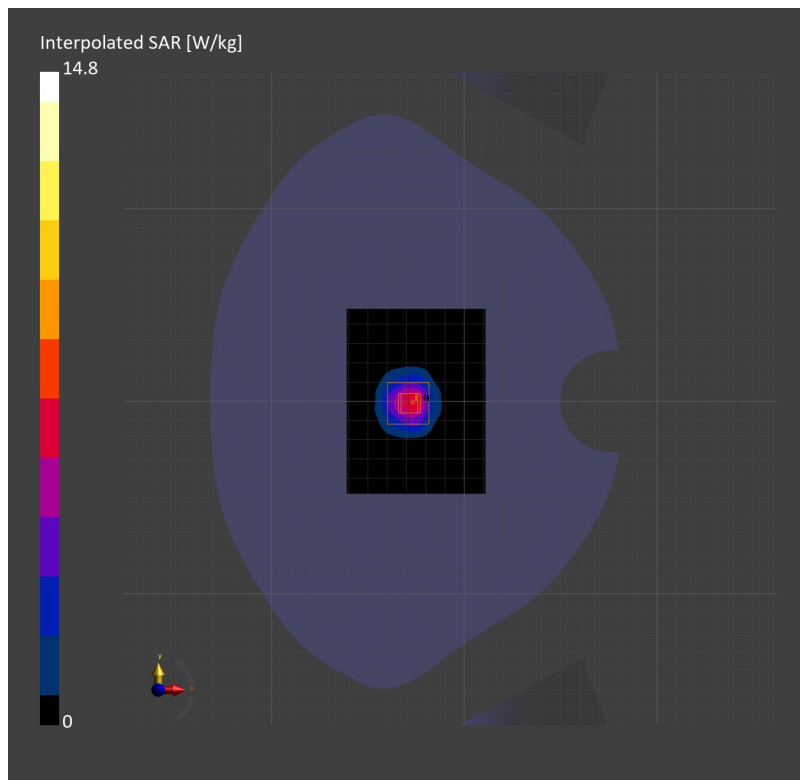
Area Scan (72.0 mm x 96.0 mm): Measurement Grid: 12.0 mm x 12.0 mm

SAR (1g) = 5.45 W/kg; SAR (10g) = 2.14 W/kg;

Zoom Scan (30.0 mm x 30.0 mm x 30.0 mm): Measurement Grid: 5.0 mm x 5.0 mm x 5.0 mm

Power Drift = 0.09 dB

SAR (1g) = 6.32 W/kg; SAR (10g) = 2.43 W/kg;



System Performance Check 5250 MHz Head**D5GHzV2-SN 1165**

Communication System: D5GHz; Frequency: 5250.000

Medium: Head Simulating Liquid. Medium parameters used: $f= 5250.000$ MHz; $\sigma= 4.79$ S/m; $\epsilon_r = 36.8$

DASY8 Configuration:

- Probe: EX3DV4 - SN7636; ConvF(5.6, 5.6, 5.6); Calibrated: 2024-07-17
- Sensor-Surface: 1.4 mm
- Electronics: DAE4 Sn1267; Calibrated: 2024-01-03
- Phantom: Twin-SAM V8.0 (30deg probe tilt); Serial: 2156
- Measurement Software: cDASY8 V16.2.4.2524

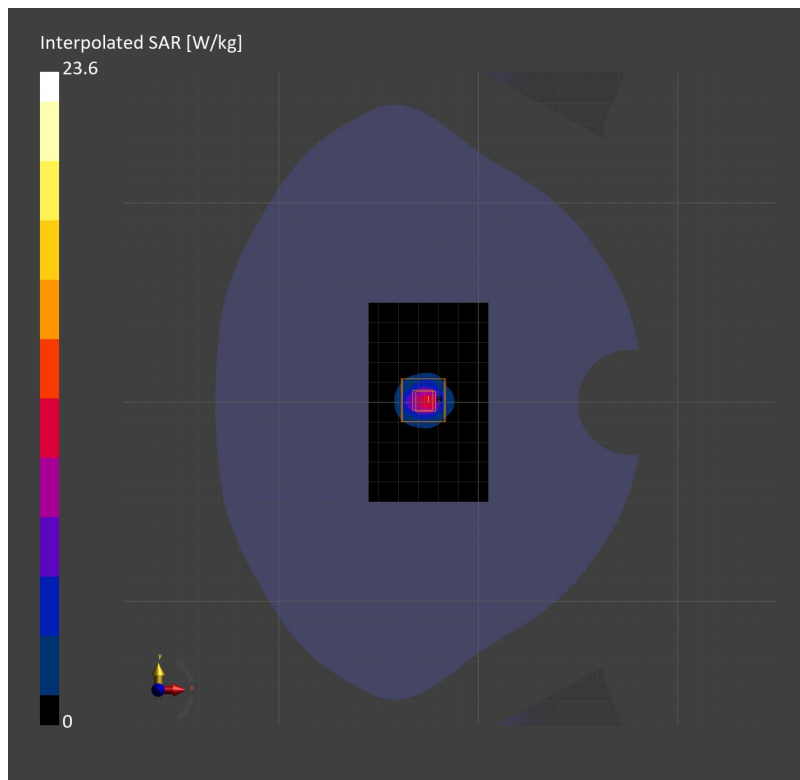
Area Scan (60.0 mm x 90.0 mm): Measurement Grid: 10.0 mm x 10.0 mm

SAR (1g) = 7.46 W/kg; SAR (10g) = 2.21 W/kg;

Zoom Scan (22.0 mm x 22.0 mm x 22.0 mm): Measurement Grid: 4.0 mm x 4.0 mm x 1.4 mm

Power Drift = 0.14 dB

SAR (1g) = 7.92 W/kg; SAR (10g) = 2.31 W/kg;



System Performance Check 5600 MHz Head**D5GHzV2-SN 1165**

Communication System: D5GHz; Frequency: 5600.000

Medium: Head Simulating Liquid. Medium parameters used: $f= 5600.000$ MHz; $\sigma= 5.29$ S/m; $\epsilon_r = 36$

DASY8 Configuration:

- Probe: EX3DV4 - SN7636; ConvF(5.02, 5.02, 5.02); Calibrated: 2024-07-17
- Sensor-Surface: 1.4 mm
- Electronics: DAE4 Sn1267; Calibrated: 2024-01-03
- Phantom: Twin-SAM V8.0 (30deg probe tilt); Serial: 2156
- Measurement Software: cDASY8 V16.2.4.2524


Area Scan (60.0 mm x 90.0 mm): Measurement Grid: 10.0 mm x 10.0 mm

SAR (1g) = 7.40 W/kg; SAR (10g) = 2.17 W/kg;

Zoom Scan (24.0 mm x 24.0 mm x 22.0 mm): Measurement Grid: 4.0 mm x 4.0 mm x 1.4 mm

Power Drift = 0.03 dB

SAR (1g) = 7.89 W/kg; SAR (10g) = 2.27 W/kg;



System Performance Check 5750 MHz Head**D5GHzV2-SN 1165**

Communication System: D5GHz; Frequency: 5750.000

Medium: Head Simulating Liquid. Medium parameters used: $f= 5750.000$ MHz; $\sigma= 5.34$ S/m; $\epsilon_r = 35.8$

DASY8 Configuration:

- Probe: EX3DV4 - SN7636; ConvF(5.16, 5.16, 5.16); Calibrated: 2024-07-17
- Sensor-Surface: 1.4 mm
- Electronics: DAE4 Sn1267; Calibrated: 2024-01-03
- Phantom: Twin-SAM V8.0 (30deg probe tilt); Serial: 2156
- Measurement Software: cDASY8 V16.2.4.2524

Area Scan (60.0 mm x 90.0 mm): Measurement Grid: 10.0 mm x 10.0 mm

SAR (1g) = 7.23 W/kg; SAR (10g) = 2.13 W/kg;

Zoom Scan (22.0 mm x 22.0 mm x 22.0 mm): Measurement Grid: 4.0 mm x 4.0 mm x 1.4 mm

Power Drift = 0.05 dB

SAR (1g) = 7.59 W/kg; SAR (10g) = 2.18 W/kg;

