

105*140mm

四个角做5mm圆角

105*140mm

Let's get started.

GL·iNet
GL-X750V2C4
Spitz 4G LTE Wireless Gateway

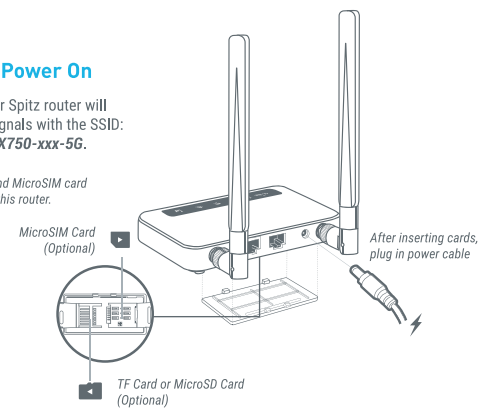
SETTING UP

1

Insert Cards & Power On

When powered up, your Spitz router will broadcast two Wi-Fi signals with the SSID: **GL-X750-xxx** and **GL-X750-xxx-5G**.

! Hot plug for TF card and MicroSIM card are not supported for this router.



2

Connect via Wi-Fi

Connect to the 2GHz Wi-Fi called **GL-X750-xxx**, and input the default Wi-Fi password **goodlife**, which is also printed on the bottom of the router.

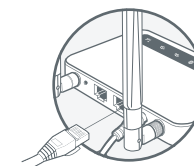


Search the SSID and connect to it

Default password is **goodlife**

Connect via LAN

or



Plug the cable connecting to your computer into LAN port

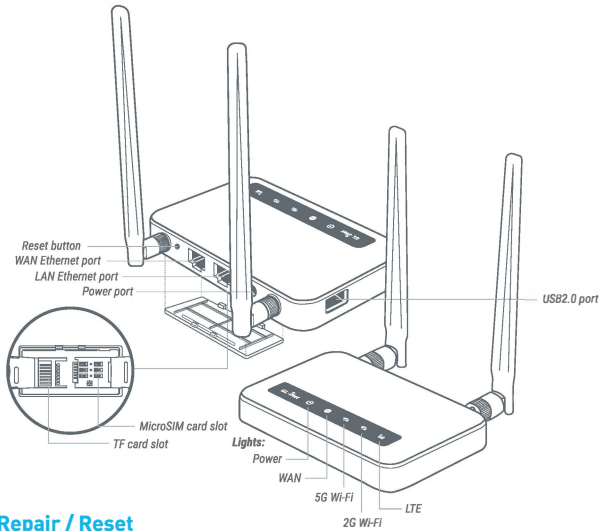
3

Set up Router

Visit <http://192.168.8.1> in your browser to set up your router; start by choosing your preferred language.



SUPPORT



Repair / Reset

If you cannot access the web-based setup page or cannot connect to the router, you can press the **Reset** button:

- Press and hold for **3 seconds**, and then release to repair your network.
- Press and hold for **10 seconds**, and then release to reset the router to factory settings. All user data will be cleared.



<https://docs.gl-inet.com/en/3/>

Technical Supports

- For more detailed and updated instructions, please visit our website docs.gl-inet.com
- For further questions, you can get help from the following ways:
 - Email to support@gl-inet.com
 - Message us on our Facebook: [facebook.com/gl.inet.wifi/](https://www.facebook.com/gl.inet.wifi/)
 - Post questions in our forum: forum.gl-inet.com
 - Ask professionals in other forums e.g. OpenWrt, LEDE or other professional websites

WARRANTY

- We provide **one year limited warranty** for routers and **3-month limited warranty** for accessories. Extra warranty may apply according to the local law in which the product purchase took place.
- Highly recommend using the included **12V/1.5A** power adapter.
- Any damage to the router caused by not following the instructions will render this warranty null and void.
- Any damage to the router caused by modifying the PCBA, components or case will render this warranty null and void.
- Issues caused by the use of third-party firmware may not get official support from us.
- Any damage to the router caused by inappropriate use, e.g. inappropriate voltage input, high temperature, dropping in the water or on the ground will render this warranty null and void.
- Pictures on the instructions are only for reference. We reserve the right to change or modify these materials without further notice.

FCC ID: 2AFIW-X750V2C4

1. This device complies with Part 15 of the FCC Rules. Operation is subject to the following two conditions:
 - (1) This device may not cause harmful interference, and
 - (2) This device must accept any interference received, including interference that may cause undesired operation.
2. Changes or modifications not expressly approved by the party responsible for compliance could void the user's authority to operate the equipment.
3. Note: This equipment has been tested and found to comply with the limits for a Class B digital device, pursuant to part 15 of the FCC Rules. These limits are designed to provide reasonable protection against harmful interference in a residential installation. This equipment generates uses and can radiate radio frequency energy and, if not installed and used in accordance with the instructions, may cause harmful interference to radio communications. However, there is no guarantee that interference will not occur in a particular installation. If this equipment does cause harmful interference to radio or television reception, which can be determined by turning the equipment off and on, the user is encouraged to try to correct the interference by one or more of the following measures:
 - Reorient or relocate the receiving antenna.
 - Increase the separation between the equipment and receiver.
 - Connect the equipment into an outlet on a circuit different from that to which the receiver is connected.
 - Consult the dealer or an experienced radio/TV technician for help.

FCC Radiation Exposure Statement

This equipment complies with FCC RF radiation exposure limits set forth for an uncontrolled environment. This equipment should be installed and operated with a minimum distance of 20 centimeters between the radiator and your body.

The Equipment named above is confirmed to comply with the requirements set out in the European Council Directive on the Approximation of the Laws of the Member States relating to RED (2014/53/EU). The equipment passed the test which was performed according to the following European standards:
 EN 301893 V2.1.1, EN 300328 V2.1.1,
 EN 301488-1 V2.2.1, EN301489-17 V2.0, EN62311:2008
 EN60950-1:2006+A11:2009+A1:2010+A12:2011+A2:2013
 IEC60950-1:2015(2nd Edition)+Am1:2009+Am2:2013

Caution!
 The device for operation in the band 5150-5250 MHz is only for indoor use to reduce the potential for harmful interference to co-channel mobile satellite systems;

This product uses WiFi 2.4GHz Operating Frequency is 2400~2483.5MHz, 5GHz Operating Frequency is 5150 ~ 5250MHz

The Product comply with Directive 2011/65/EU and its amendment directive 2015/863/EU (RoHS2.0)

According to Test Plan for RF Performance Evaluation of Wi-Fi Mobile Converged Devices V2.0.3, this product user menu declared as IoT (M2M) device, the Converged Device testing is not required.

Hong Kong Office
 GI Technologies (Hong Kong) Limited
 Unit 203, 2/F, Building 19W, 19 Science Park West Avenue,
 Hong Kong Science Park, Pak Shek Kok, N.T., Hong Kong

Shenzhen Office
 Shenzhen Guanglianzhitong Tech Co., Ltd.
 Room 305-306, Skyworth Digital Building, Shiyuan Street,
 Baoan District, Shenzhen, China, 518000
 (+86-0755-86606126)



ver. 20200705