

Let's get started.

GL·iNet

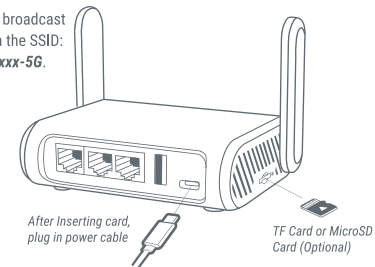
GL-MT1300
AC1300 Wireless Travel Router

SETTING UP

1 Insert Cards & Power On

When powered up, your router will broadcast both 2.4G and 5G Wi-Fi signal with the SSID: **GL-MT1300-xxx** and **GL-MT1300-xxx-5G**.

① Hot plug for MicroSD card is not supported for this router.



2 Connect via Wi-Fi

Connect to the Wi-Fi called **GL-MT1300-xxx**, and then input the default Wi-Fi password **goodlife**, which is also printed on the bottom of the router.



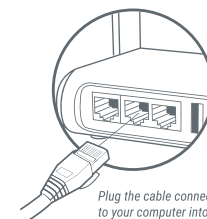
Search the SSID and connect to it



Default password is **goodlife**

or

Connect via LAN



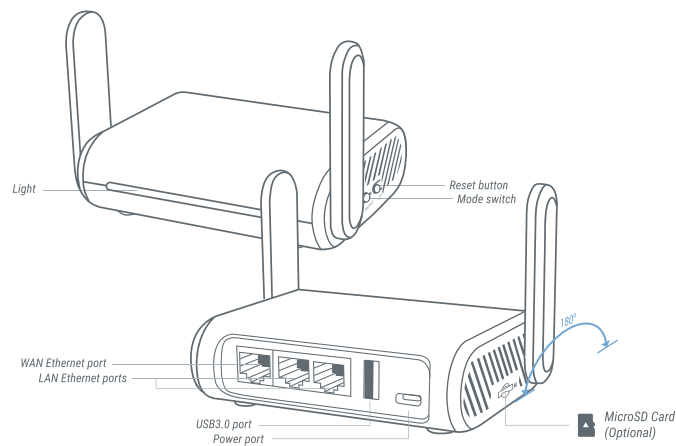
3 Set Up Router

Visit <http://192.168.8.1> in your browser to set up your router; start by choosing your preferred language.



产品名称 (Product name)	MT1300说明书 (MT1300 user manual)	颜色潘通 (Color PANTONE) :  C10 M0 Y0 K70  C54 M23 Y4 K0
尺寸 (Size)	100*168mm	
印刷 (Print)	双面 / 彩色 (Double / Color)	
材质 (Material)	300g铜版纸 (300g coated paper)	
备注 (Remarks)	单卡 / 四个角做5mm圆角	
版本日期 (Last updated): 2020/09/23		

SUPPORT



Repair / Reset

If you cannot access the web-based setup page or cannot connect to the router, you can press the **Reset** button by using a pin:

- Press and hold for **3 seconds**, and then release to repair your network.
- Press and hold for **10 seconds**, and then release to reset the router to factory settings. All user data will be cleared.



<https://docs.gl-inet.com/en/3/>

Technical Supports

- For more detailed and updated instructions, please visit our website docs.gl-inet.com
- For further questions, you can get help from the following ways:
 - Email to support@gl-inet.com
 - Message us on our Facebook: [facebook.com/gl.inet.wifi/](https://www.facebook.com/gl.inet.wifi/)
 - Post questions in our forum: forum.gl-inet.com
 - Ask professionals in other forums e.g. OpenWrt, LEDE or other professional websites

WARRANTY

- We provide **one year limited warranty** for routers and **3-month limited warranty** for accessories. Extra warranty may apply according to the local law in which the product purchase took place.
- Highly recommend using the included **5V/3A** power adapter.
- Any damage to the router caused by not following the instructions will render this warranty null and void.
- Any damage to the router caused by modifying the PCBA, components or case will render this warranty null and void.
- Issues caused by the use of third-party firmware may not get official support from us.
- Any damage to the router caused by inappropriate use, e.g. inappropriate voltage input, high temperature, dropping in the water or on the ground will render this warranty null and void.
- Pictures on the instructions are only for reference. We reserve the right to change or modify these materials without further notice.

FCC ID: 2AFIW-MT1300

- This device complies with Part 15 of the FCC Rules. Operation is subject to the following two conditions:
 - This device may not cause harmful interference, and
 - This device must accept any interference received, including interference that may cause undesired operation.
- Changes or modifications not expressly approved by the party responsible for compliance could void the user's authority to operate the equipment.
- Note: This equipment has been tested and found to comply with the limits for a Class B digital device, pursuant to part 15 of the FCC Rules. These limits are designed to provide reasonable protection against harmful interference in a residential installation. This equipment generates uses and can radiate radio frequency energy and, if not installed and used in accordance with the instructions, may cause harmful interference to radio communications. However, there is no guarantee that interference will not occur in a particular installation. If this equipment does cause harmful interference to radio or television reception, which can be determined by turning the equipment off and on, the user is encouraged to try to correct the interference by one or more of the following measures:
 - Reorient or relocate the receiving antenna.
 - Increase the separation between the equipment and receiver.
 - Connect the equipment into an outlet on a circuit different from that to which the receiver is connected.
 - Consult the dealer or an experienced radio/TV technician for help important announcement.

FCC Radiation Exposure Statement

This equipment complies with FCC radiation exposure limits set forth for an uncontrolled environment. This equipment should be installed and operated with minimum distance 20cm between the radiator and your body. This transmitter must not be co-located or operating in conjunction with any other antenna or transmitter.

The Equipment named above is confirmed to comply with the requirements setout in the European Council Directive on the Approximation of the Laws of the Member States relating to RED (2014/53/EU). The equipment passed the test which was performed according to the following European standards:

EN 301 489-1 V2.2.3; EN 301 489-17 V3.2.4(2020-09)
EN 300 328 V2.2.2; EN 301 893 V2.1.1
EN62368-1:2014+A11:2017
EN62311:2008

The Product comply with Directive 2011/65/EU and its amendment directive 2015/863/EU (Rohs2.0)

The device is restricted to indoor use when operated in the European Community using frequency in 5150MHz~5250MHz to reduce the potential for interference.
restriction info : Restriction in BE, BG, CZ, DK, DE, EE, IE, EL, ES, FR, HR, IT, CY, LV, LT, LU, HU, MT, NL, AT, PL, PT, RO, SI, SK, FI, SE, UK.

Hong Kong Office

GL Technologies (Hong Kong) Limited
Unit 203, 2/F, Building 19W, 19 Science Park
West Avenue, Hong Kong Science Park,
Pak Shek Kok, N.T., Hong Kong

Shenzhen Office

Shenzhen Guanglianzhitong Tech Co., Ltd.
Room 305 - 306, Skyworth Digital Building, Shiyan Street,
Baoan District, Shenzhen, China, 518000
(+86-0755-86606126)



ver. 20200924

产品名称 (Product name)	MT1300保修卡 (MT1300 warranty card)	颜色潘通 (Color PANTONE) : 
尺寸 (Size)	100*168mm	
印刷 (Print)	双面 / 彩色 (Double / Color)	
材质 (Material)	300g铜版纸 (300g coated paper)	
备注 (Remarks)	单卡 / 四个角做5mm圆角	
版本日期 (Last updated): 2020/09/24		