




EXHIBIT 3 - EUT INTERNAL PHOTOGRAPHS

<p>EUT Housing and Board View 1</p>	 <p>A photograph showing the front view of a white, rectangular Electronic Under Test (EUT) housing. The device is placed on a blue textured surface next to a black ruler for scale. Two white antennas are attached to the top of the device. The ruler indicates the device is approximately 100 mm long and 40 mm wide.</p>
<p>EUT Housing and Board View 2</p>	 <p>A photograph showing the back view of the white EUT housing. The device is placed on a blue textured surface next to a black ruler for scale. The back panel features a QR code, CE and FCC certification marks, and the text "MADE IN CHINA". The ruler indicates the device is approximately 100 mm long and 40 mm wide.</p>

**EUT Housing and Board
View 3**



**EUT Housing and Board
View 4**

