

## **EXHIBIT D - TEST SETUP PHOTOGRAPHS**


---

**For Adapter:**

**Conducted Emissions - Front View**



**Conducted Emissions - Side View**




**For POE:**


**Conducted Emissions - Front View**



**Conducted Emissions - Side View**



**Radiated Emissions View (Below 1 GHz, for Adapter)**



**Radiated Emissions View (Below 1 GHz, for POE)**



### Radiated Emissions View (Above 1 GHz)

