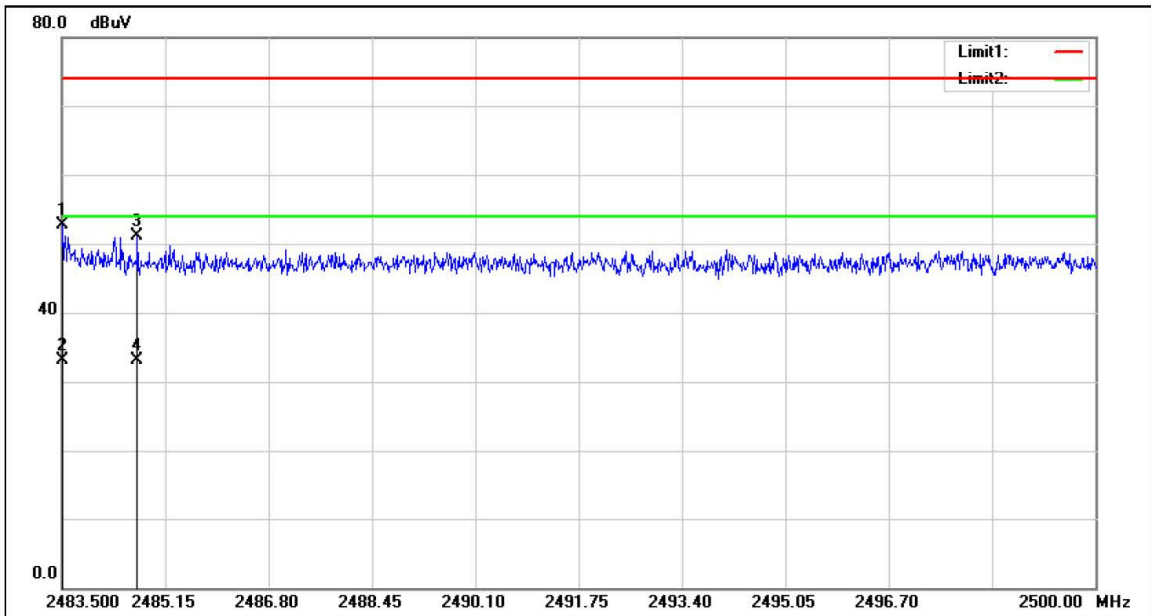


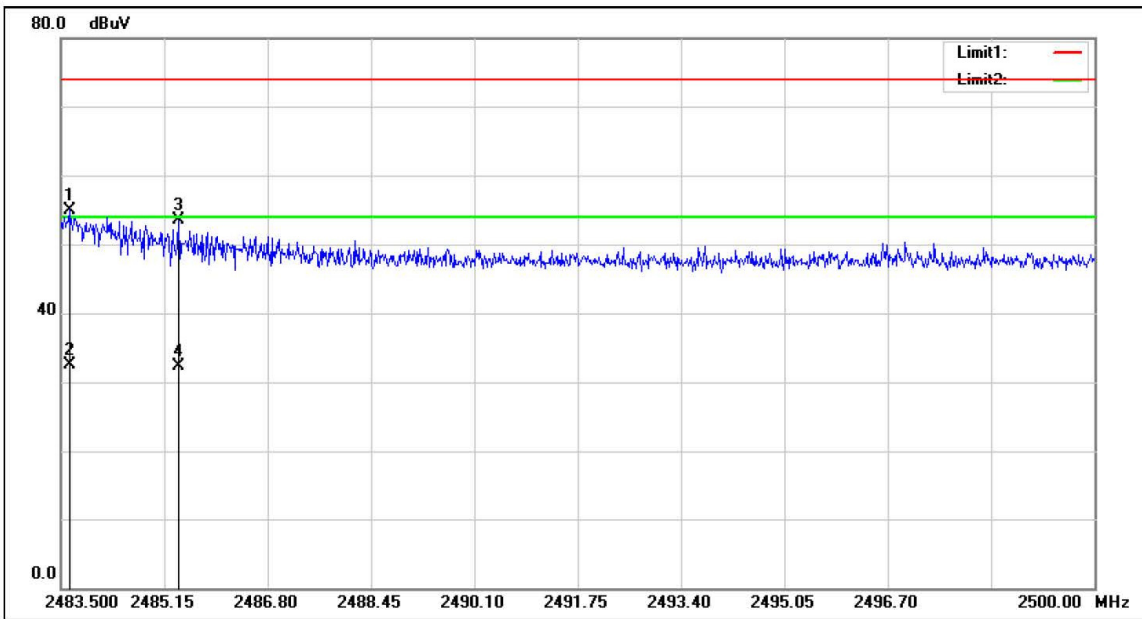
High channel

Job No.:	STS1806143	Ant.Polar.:	Horizontal
Standard:	FCC ABOVE 1G-PK	Date:	2018/6/16
Test item:	Radiated Emission	Distance:	3m
Company:		Temp.(C)/Hum.(%RH):	25.5(C)/62%RH
Model:		Power:	AC 120V/60Hz
Mode:	BDR-H	Test By:	
Description:			



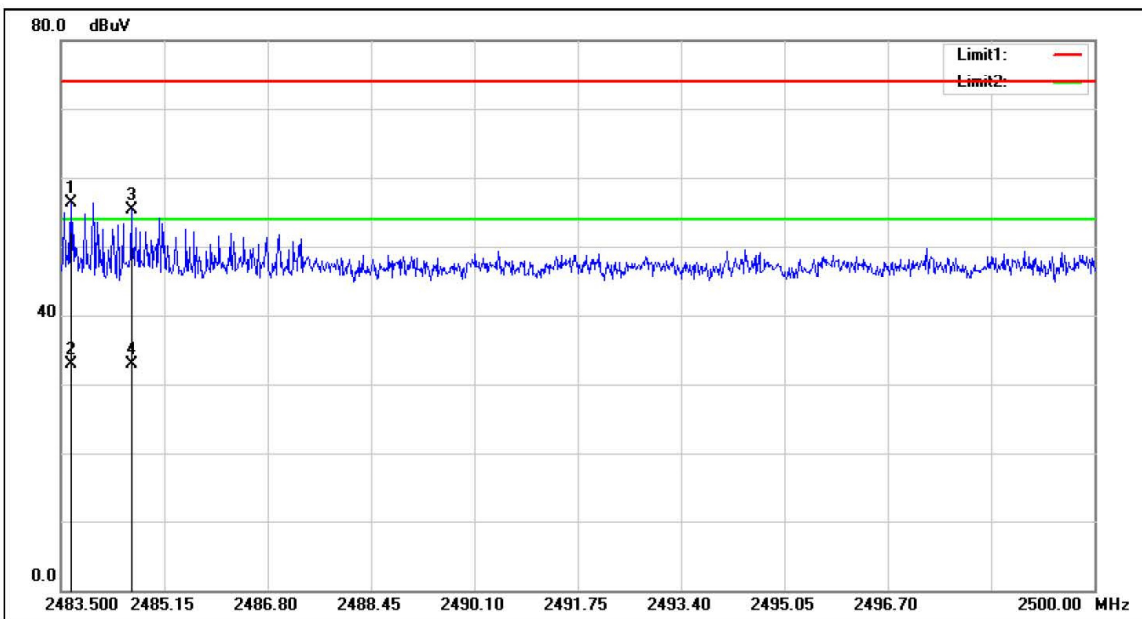
No.	Frequency (MHz)	Reading (dBuV)	Correct Factor(dB)	Result (dBuV)	Limit (dBuV)	Margin (dB)	Height (cm)	Degree (deg.)	Remark
1	2483.517	56.28	-3.57	52.71	74.00	-21.29			peak
2	2483.517	36.62	-3.57	33.05	54.00	-20.95	100	241	AVG
3	2484.704	54.62	-3.57	51.05	74.00	-22.95			peak
4	2484.704	36.64	-3.57	33.07	54.00	-20.93	100	241	AVG

Job No.:	STS1806143	Ant.Polar.:	Vertical
Standard:	FCC ABOVE 1G-PK	Date:	2018/6/16
Test item:	Radiated Emission	Distance:	3m
Company:		Temp.(C)/Hum.(%RH):	25.5(C)/62%RH
Model:		Power:	AC 120V/60Hz
Mode:	BDR-H	Test By:	
Description:			



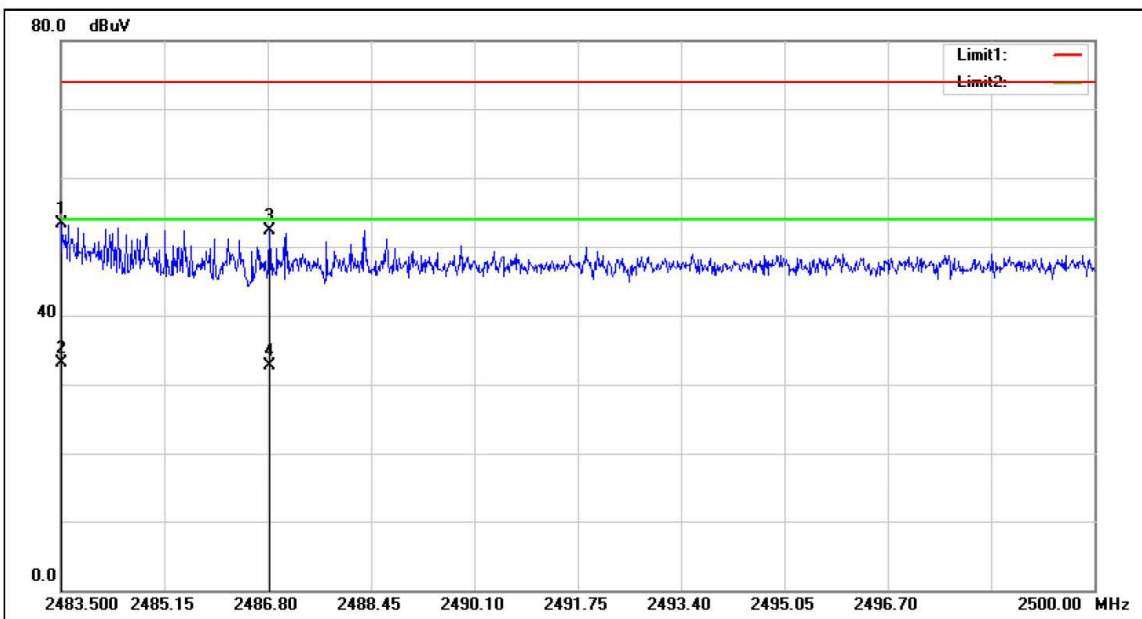
No.	Frequency (MHz)	Reading (dBuV)	Correct Factor(dB)	Result (dBuV)	Limit (dBuV)	Margin (dB)	Height (cm)	Degree (deg.)	Remark
1	2483.632	58.68	-3.87	54.81	74.00	-19.19			peak
2	2483.632	36.35	-3.87	32.48	54.00	-21.52	100	0	AVG
3	2485.381	57.39	-3.86	53.53	74.00	-20.47			peak
4	2485.381	36.26	-3.86	32.40	54.00	-21.60	100	0	AVG

Job No.:	STS1806143	Ant.Polar.:	Horizontal
Standard:	FCC ABOVE 1G-PK	Date:	2018/6/16
Test item:	Radiated Emission	Distance:	3m
Company:		Temp.(C)/Hum.(%RH):	25.5(C)/62%RH
Model:		Power:	AC 120V/60Hz
Mode:	EBR-H	Test By:	
Description:			



No.	Frequency (MHz)	Reading (dBuV)	Correct Factor(dB)	Result (dBuV)	Limit (dBuV)	Margin (dB)	Height (cm)	Degree (deg.)	Remark
1	2483.665	59.91	-3.57	56.34	74.00	-17.66			peak
2	2483.665	36.57	-3.57	33.00	54.00	-21.00	100	360	AVG
3	2484.622	58.92	-3.57	55.35	74.00	-18.65			peak
4	2484.622	36.45	-3.57	32.88	54.00	-21.12	100	360	AVG

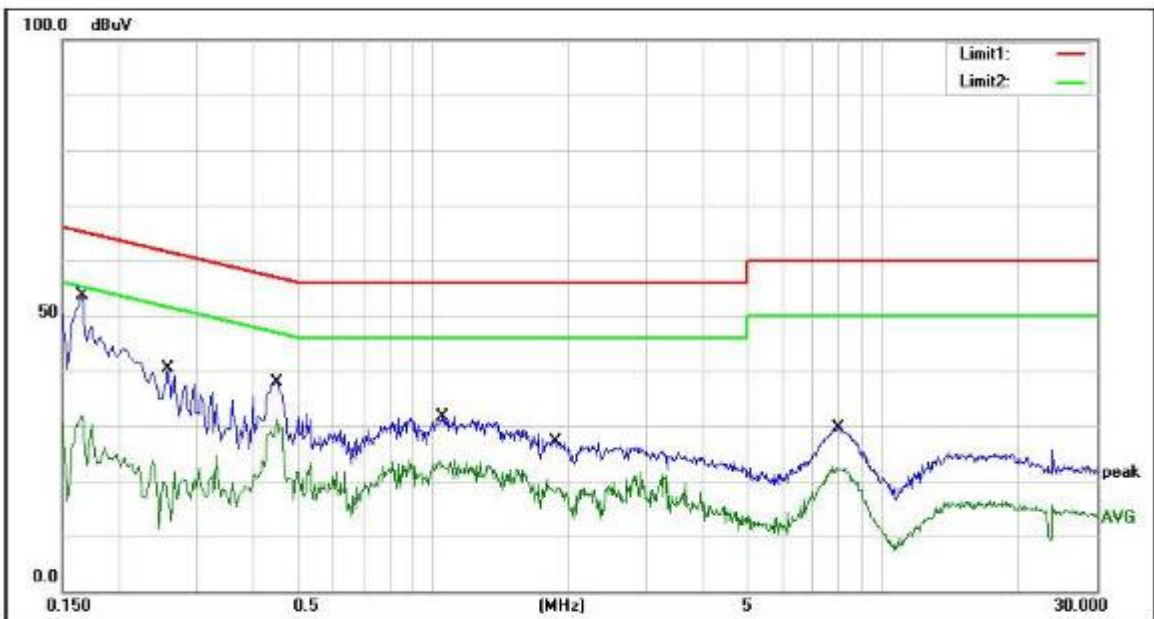
Job No.:	STS1806143	Ant.Polar.:	Vertical
Standard:	FCC ABOVE 1G-PK	Date:	2018/6/16
Test item:	Radiated Emission	Distance:	3m
Company:		Temp.(C)/Hum.(%RH):	25.5(C)/62%RH
Model:		Power:	AC 120V/60Hz
Mode:	EBR-H	Test By:	
Description:			



No.	Frequency (MHz)	Reading (dBuV)	Correct Factor(dB)	Result (dBuV)	Limit (dBuV)	Margin (dB)	Height (cm)	Degree (deg.)	Remark
1	2483.500	57.17	-3.87	53.30	74.00	-20.70			peak
2	2483.500	36.89	-3.87	33.02	54.00	-20.98	100	360	AVG
3	2486.833	56.21	-3.85	52.36	74.00	-21.64			peak
4	2486.833	36.49	-3.85	32.64	54.00	-21.36	100	360	AVG

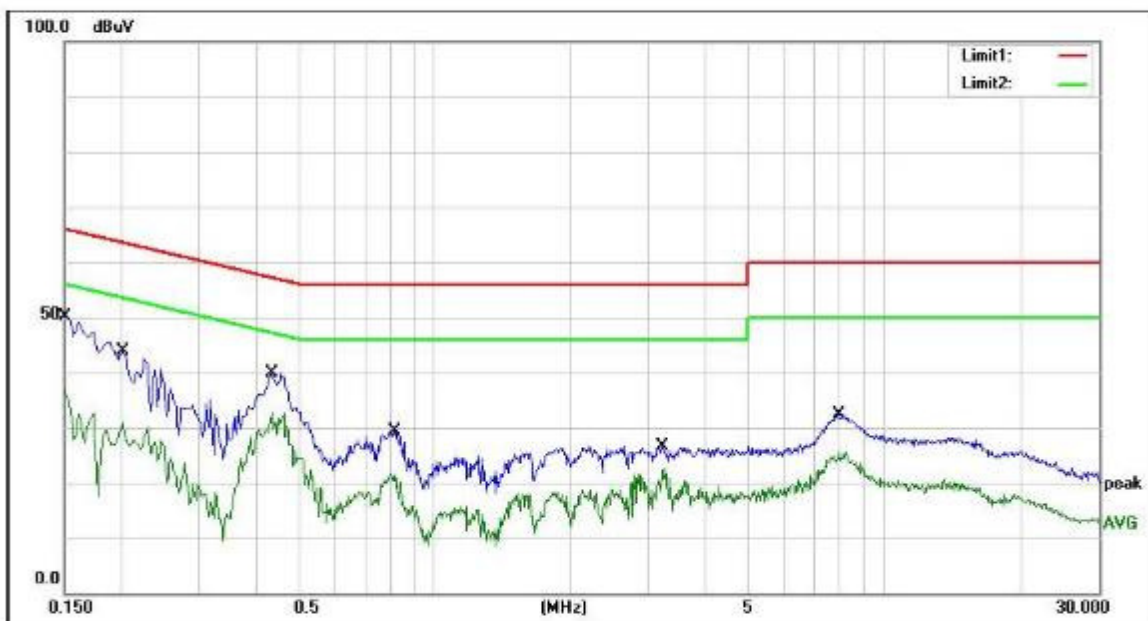
Appendix B.5: Test Results of Conducted Emission on AC Mains

Job No.:		Ant.Polar.:	L1
Standard:	FCC Part15 CE-Class B_QP	Date:	2018/6/15
Test item:	Conducted Emission	Distance:	
Company:		Temp.(C)/Hum.(%RH):	25.5(C)/63%RH
Model:	VAT-60	Power:	AC 120V/60Hz
Mode:	BT	Test By:	
Description:			



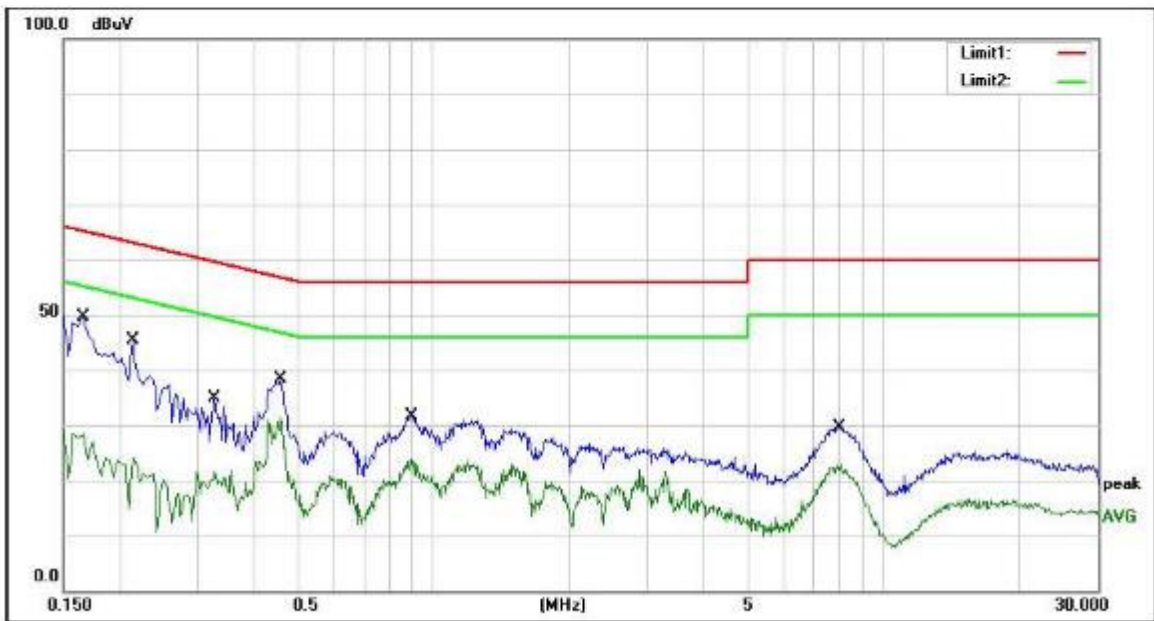
No.	Frequency (MHz)	Reading (dBuV)	Correct Factor(dB)	Result (dBuV)	Limit (dBuV)	Margin (dB)	Height (cm)	Degree (deg.)	Remark
1	0.1660	43.95	9.79	53.74	65.16	-11.42			QP
2	0.1660	22.00	9.79	31.79	55.16	-23.37			AVG
3	0.2580	30.30	10.04	40.34	61.50	-21.16			QP
4	0.2580	6.45	10.04	16.49	51.50	-35.01			AVG
5	0.4500	27.80	10.03	37.83	56.88	-19.05			QP
6	0.4500	21.08	10.03	31.11	46.88	-15.77			AVG
7	1.0500	21.75	9.80	31.55	56.00	-24.45			QP
8	1.0500	12.81	9.80	22.61	46.00	-23.39			AVG
9	1.8740	17.35	9.78	27.13	56.00	-28.87			QP
10	1.8740	8.95	9.78	18.73	46.00	-27.27			AVG
11	8.0020	19.58	9.99	29.57	60.00	-30.43			QP
12	8.0020	12.03	9.99	22.02	50.00	-27.98			AVG

Job No.:		Ant.Polar.:	N
Standard:	FCC Part15 CE-Class B_QP	Date:	2018/6/15
Test item:	Conducted Emission	Distance:	
Company:		Temp.(C)/Hum.(%RH):	25.5(C)/63%RH
Model:	VAT-60	Power:	AC 120V/60Hz
Mode:	BT	Test By:	
Description:			



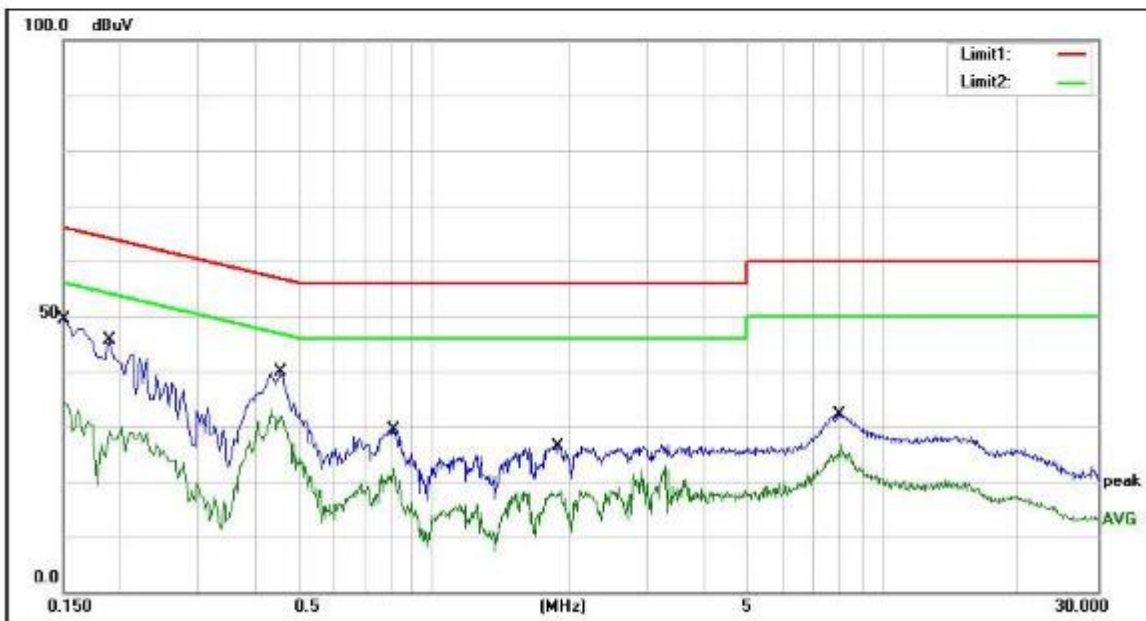
No.	Frequency (MHz)	Reading (dBuV)	Correct Factor(dB)	Result (dBuV)	Limit (dBuV)	Margin (dB)	Height (cm)	Degree (deg.)	Remark
1	0.1500	40.39	9.75	50.14	66.00	-15.86			QP
2	0.1500	27.08	9.75	36.83	56.00	-19.17			AVG
3	0.2020	34.01	9.88	43.89	63.53	-19.64			QP
4	0.2020	19.46	9.88	29.34	53.53	-24.19			AVG
5	0.4340	29.94	10.03	39.97	57.18	-17.21			QP
6	0.4340	19.48	10.03	29.51	47.18	-17.67			AVG
7	0.8140	19.51	9.84	29.35	56.00	-26.65			QP
8	0.8140	11.59	9.84	21.43	46.00	-24.57			AVG
9	3.2100	16.71	9.92	26.63	56.00	-29.37			QP
10	3.2100	11.06	9.92	20.98	46.00	-25.02			AVG
11	7.8980	22.48	9.90	32.38	60.00	-27.62			QP
12	7.8980	15.60	9.90	25.50	50.00	-24.50			AVG

Job No.:	Ant.Polar.:	L1
Standard: FCC Part15 CE-Class B_QP	Date:2018/6/15	Time:19:51:30
Test item: Conducted Emission	Distance:	
Company:	Temp.(C)/Hum.(%RH):	25.5(C)/63%RH
Model: VAT-60	Power:	AC 230V/50Hz
Mode: BT	Test By:	
Description:		



No.	Frequency (MHz)	Reading (dBuV)	Correct Factor(dB)	Result (dBuV)	Limit (dBuV)	Margin (dB)	Height (cm)	Degree (deg.)	Remark
1	0.1660	39.95	9.79	49.74	65.16	-15.42			QP
2	0.1660	18.51	9.79	28.30	55.16	-26.86			AVG
3	0.2140	35.35	9.93	45.28	63.05	-17.77			QP
4	0.2140	14.23	9.93	24.16	53.05	-28.89			AVG
5	0.3260	24.77	10.21	34.98	59.55	-24.57			QP
6	0.3260	11.47	10.21	21.68	49.55	-27.87			AVG
7	0.4580	28.25	10.01	38.26	56.73	-18.47			QP
8	0.4580	21.41	10.01	31.42	46.73	-15.31			AVG
9	0.6980	21.86	9.82	31.68	56.00	-24.32			QP
10	0.6980	13.07	9.82	22.89	46.00	-23.11			AVG
11	7.9940	19.78	9.90	29.68	60.00	-30.32			QP
12	7.9940	13.04	9.90	22.94	50.00	-27.06			AVG

Job No.:	Ant.Polar.:	N
Standard: FCC Part15 CE-Class B_QP	Date:2018/6/15	Time:19:53:44
Test Item: Conducted Emission	Distance:	
Company:	Temp.(C)/Hum.(%RH):	25.5(C)/63%RH
Model: VAT-60	Power:	AC 230V/50Hz
Mode: BT	Test By:	
Description:		



No.	Frequency (MHz)	Reading (dBuV)	Correct Factor(dB)	Result (dBuV)	Limit (dBuV)	Margin (dB)	Height (cm)	Degree (deg.)	Remark
1	0.1500	39.60	9.75	49.35	66.00	-16.65			QP
2	0.1500	24.50	9.75	34.25	56.00	-21.75			AVG
3	0.1900	35.83	9.85	45.68	64.04	-18.36			QP
4	0.1900	18.75	9.85	28.60	54.04	-25.44			AVG
5	0.4580	29.79	10.01	39.80	56.73	-16.93			QP
6	0.4580	21.77	10.01	31.78	46.73	-14.95			AVG
7	0.8140	19.52	9.84	29.36	56.00	-26.64			QP
8	0.8140	12.65	9.84	22.49	46.00	-23.51			AVG
9	1.6900	16.49	9.86	26.35	56.00	-29.65			QP
10	1.6900	7.62	9.86	17.48	46.00	-28.52			AVG
11	7.9980	22.34	9.90	32.24	60.00	-27.76			QP
12	7.9980	14.90	9.90	24.80	50.00	-25.20			AVG