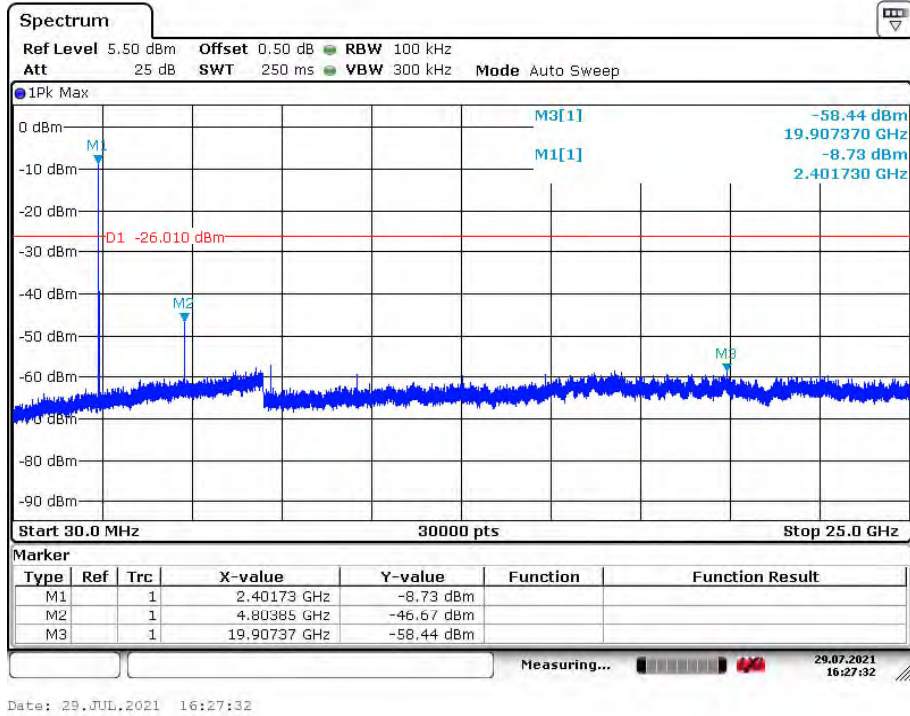
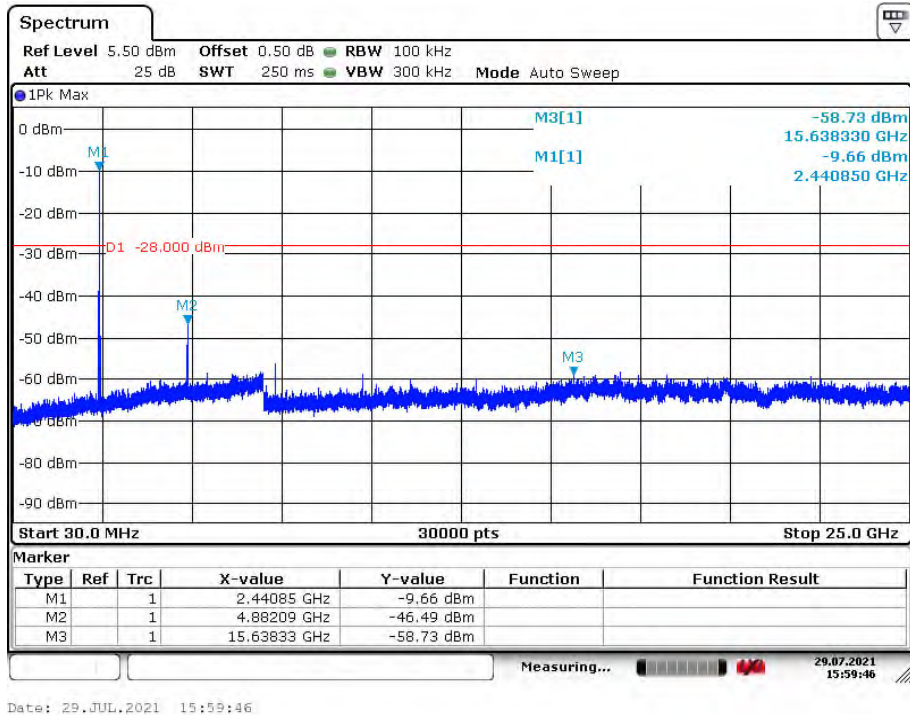


Conducted Spurious Emissions Measured in 100 kHz Bandwidth

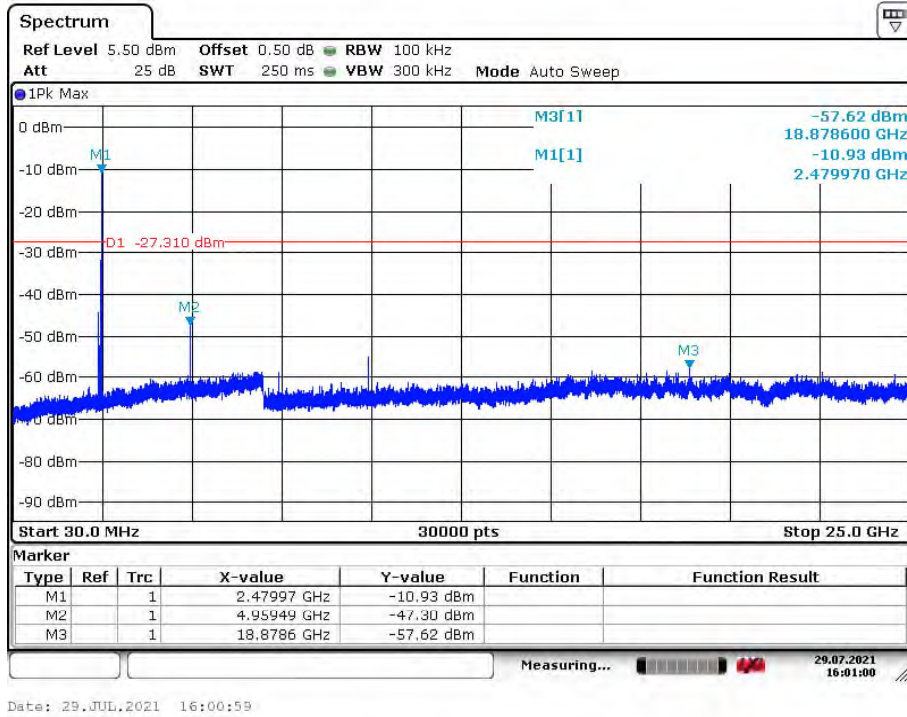
Low Channel of GFSK mode



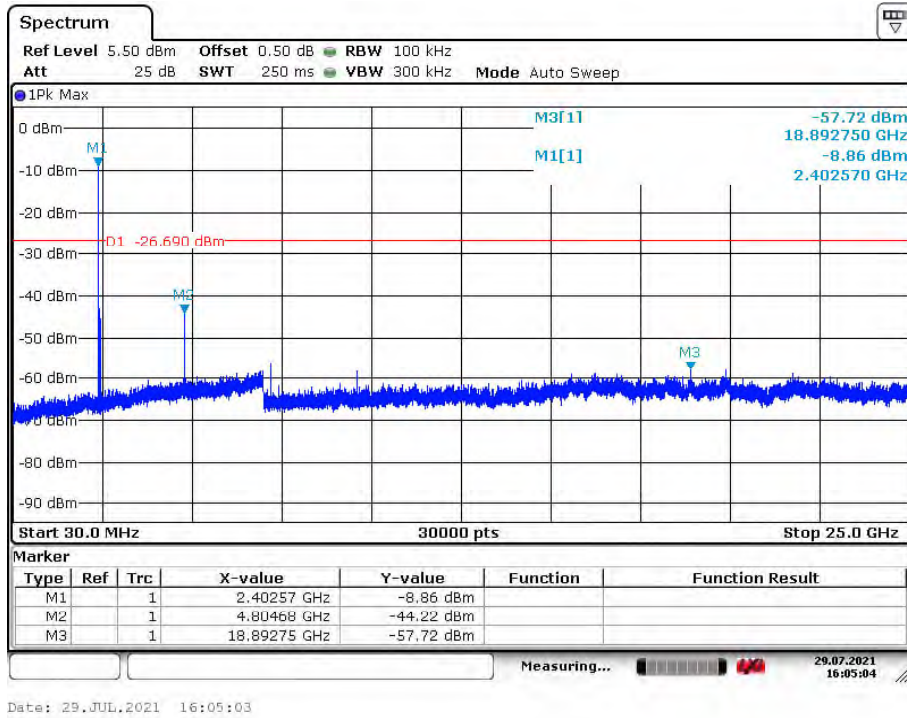
Middle Channel of GFSK mode



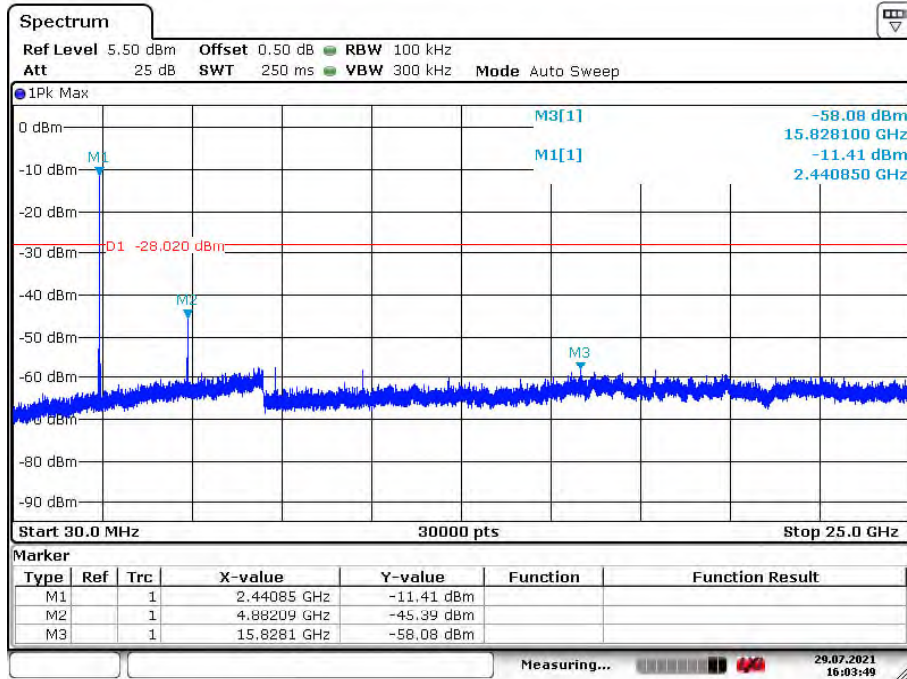
High Channel of GFSK mode



Low Channel of $\pi/4$ DQPSK mode

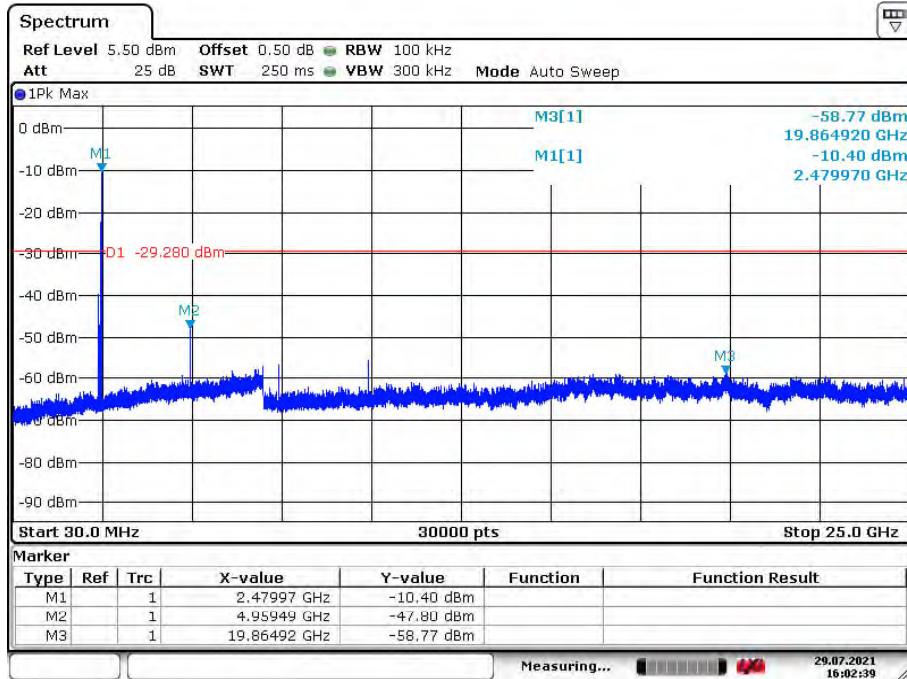


Middle Channel of $\pi/4$ DQPSK mode



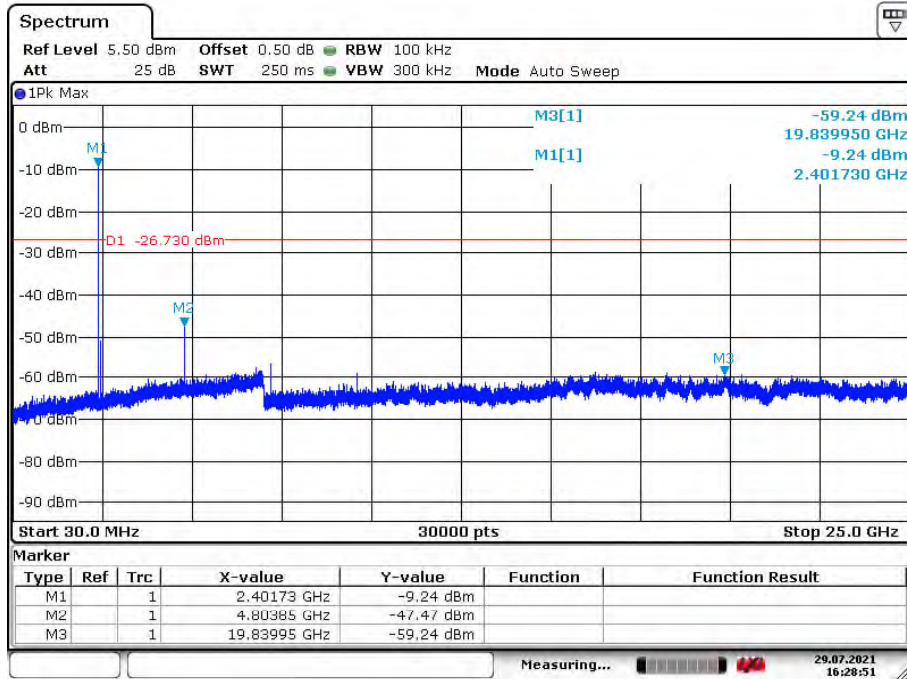
Date: 29.JUL.2021 16:03:48

High Channel of $\pi/4$ DQPSK mode



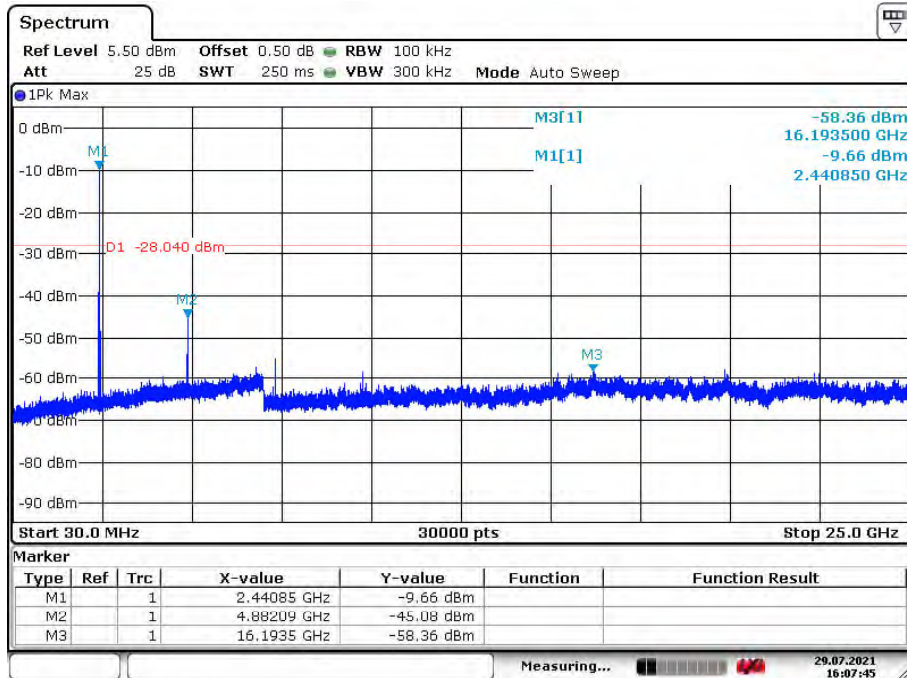
Date: 29.JUL.2021 16:02:38

Low Channel of 8-DPSK mode



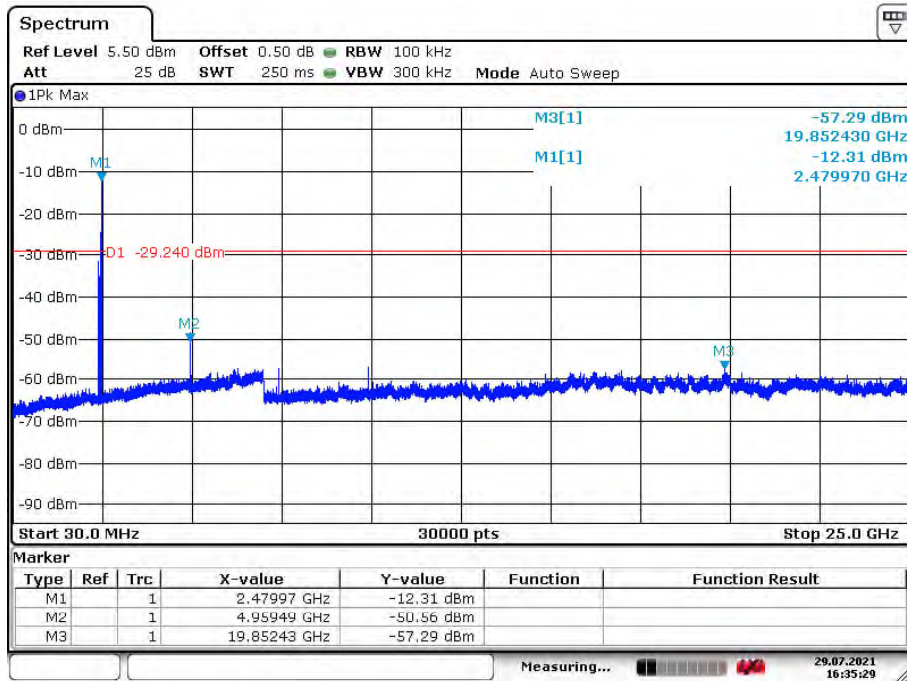
Date: 29.JUL.2021 16:28:50

Middle Channel of 8-DPSK mode



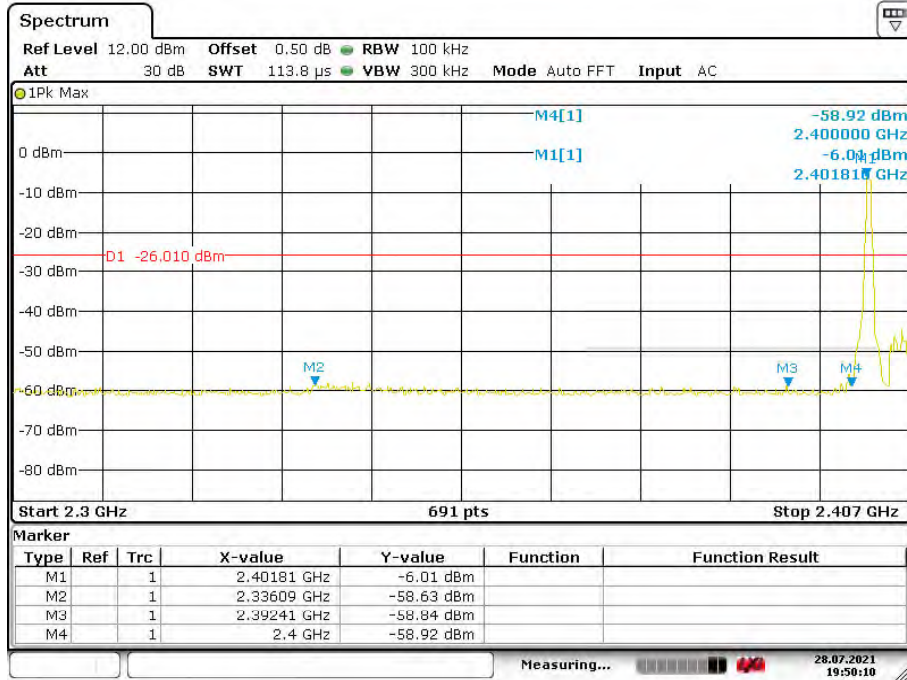
Date: 29.JUL.2021 16:07:44

High Channel of 8-DPSK mode



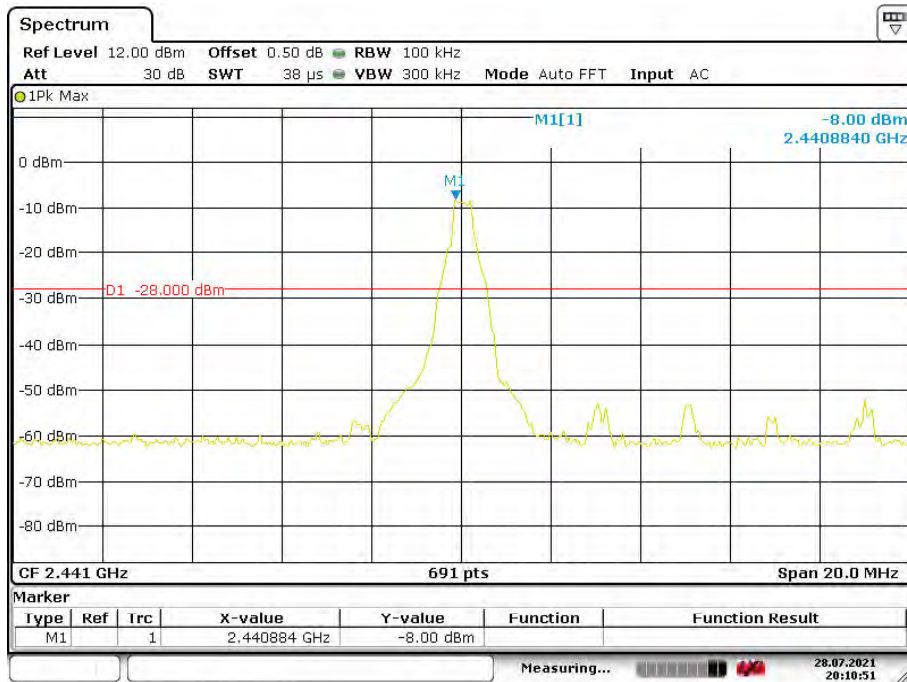
Date: 29.JUL.2021 16:35:28

Band Edge, Low Channel of GFSK mode



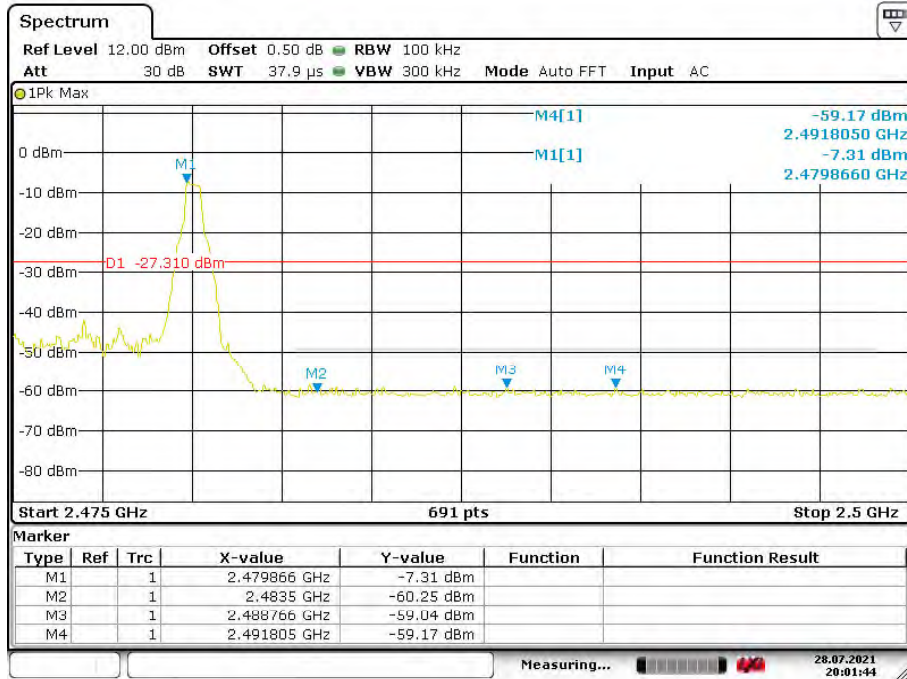
Date: 28.JUL.2021 19:50:10

Band Edge, Mid Channel of GFSK mode



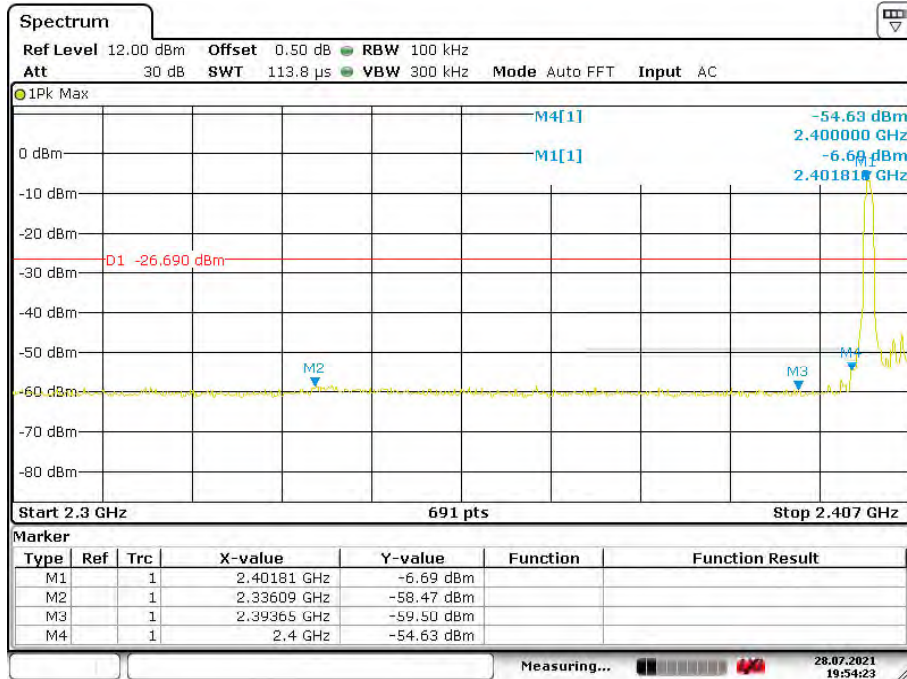
Date: 28.JUL.2021 20:10:52

Band Edge, High Channel of GFSK mode



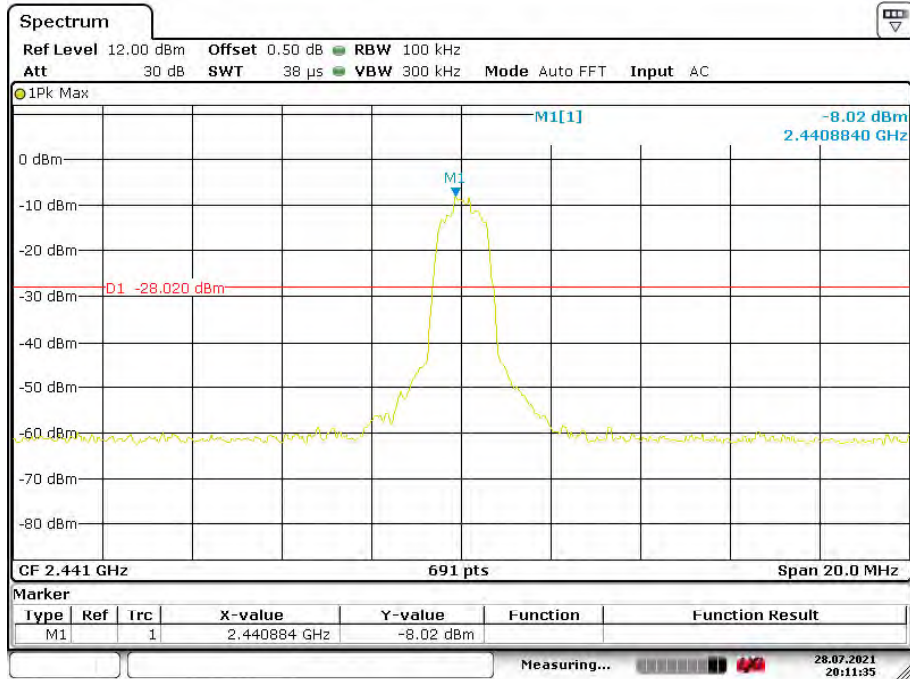
Date: 28.JUL.2021 20:01:45

Band Edge, Low Channel of $\pi/4$ DQPSK mode



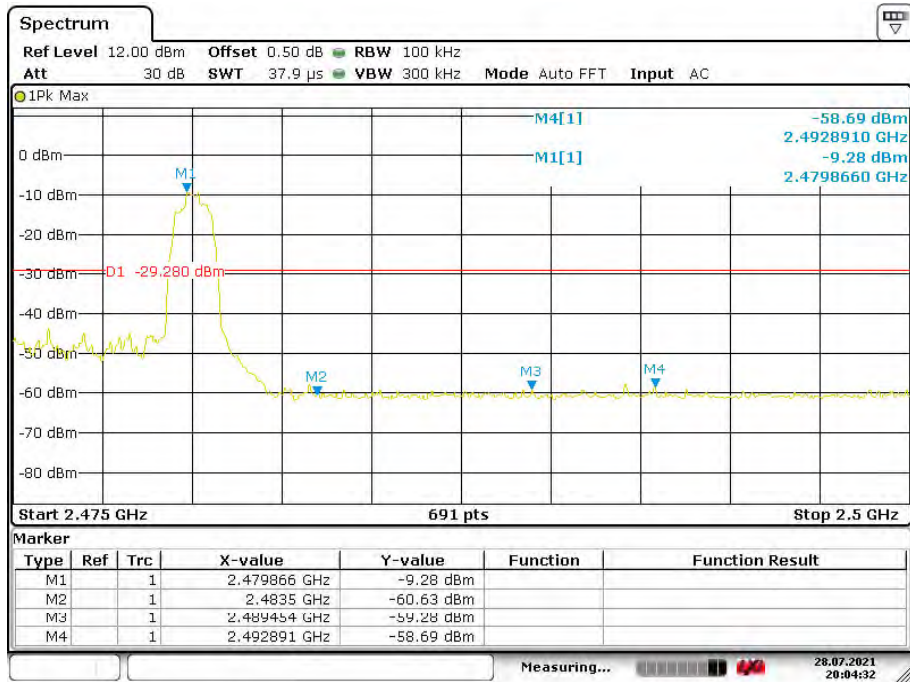
Date: 28.JUL.2021 19:54:23

Band Edge, Mid Channel of $\pi/4$ DQPSK mode



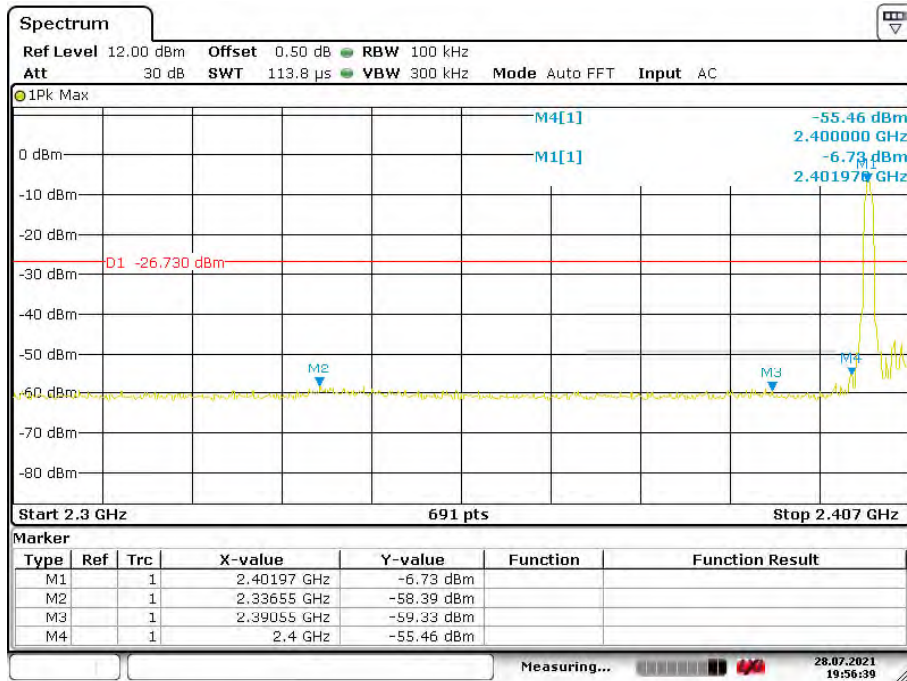
Date: 28.JUL.2021 20:11:35

Band Edge, High Channel of $\pi/4$ DQPSK mode



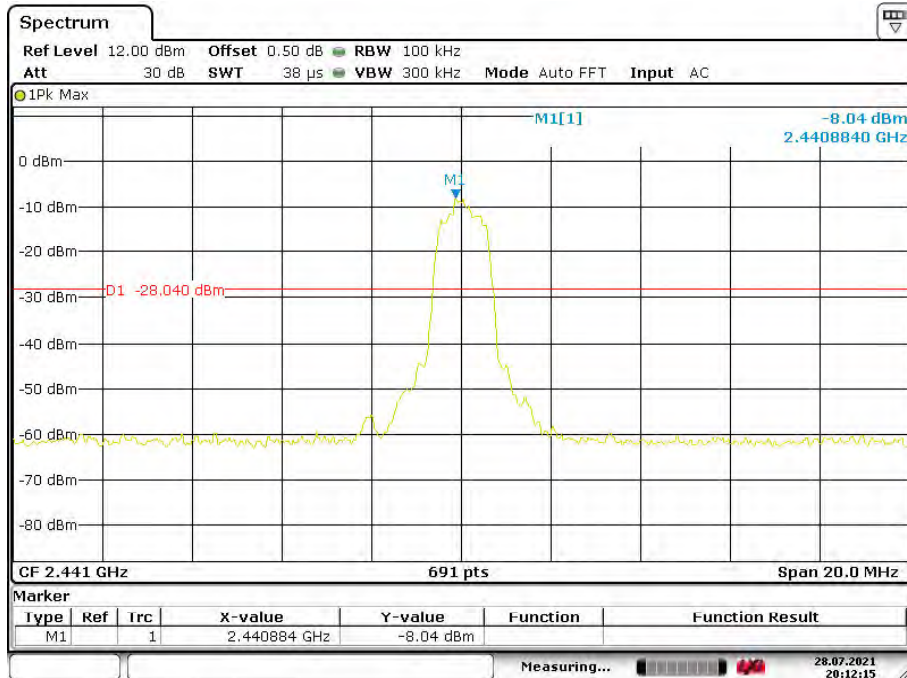
Date: 28.JUL.2021 20:04:32

Band Edge, Low Channel of 8-DPSK mode



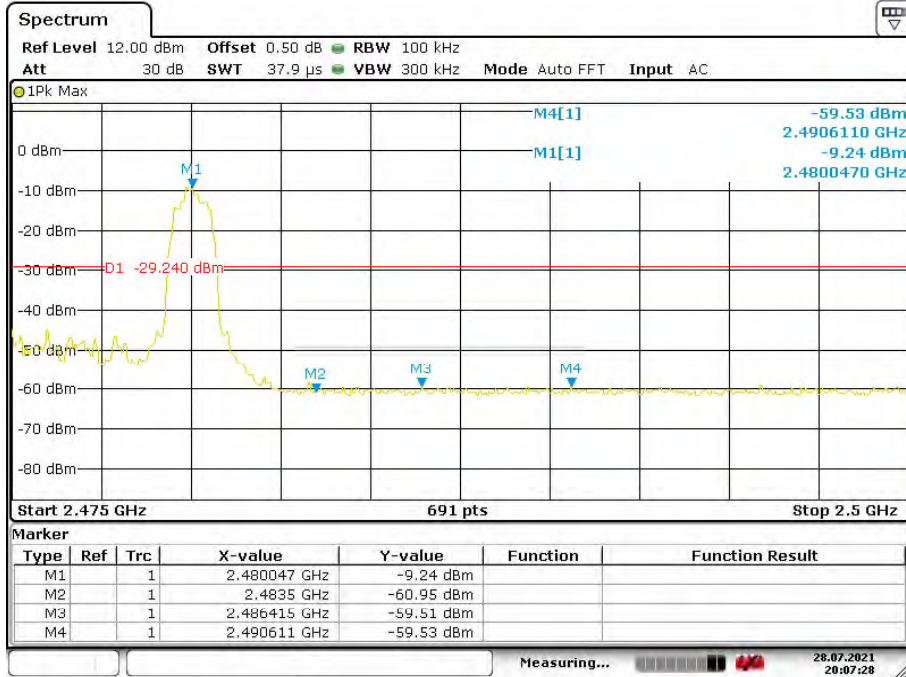
Date: 28.JUL.2021 19:56:39

Band Edge, Mid Channel of 8-DPSK mode



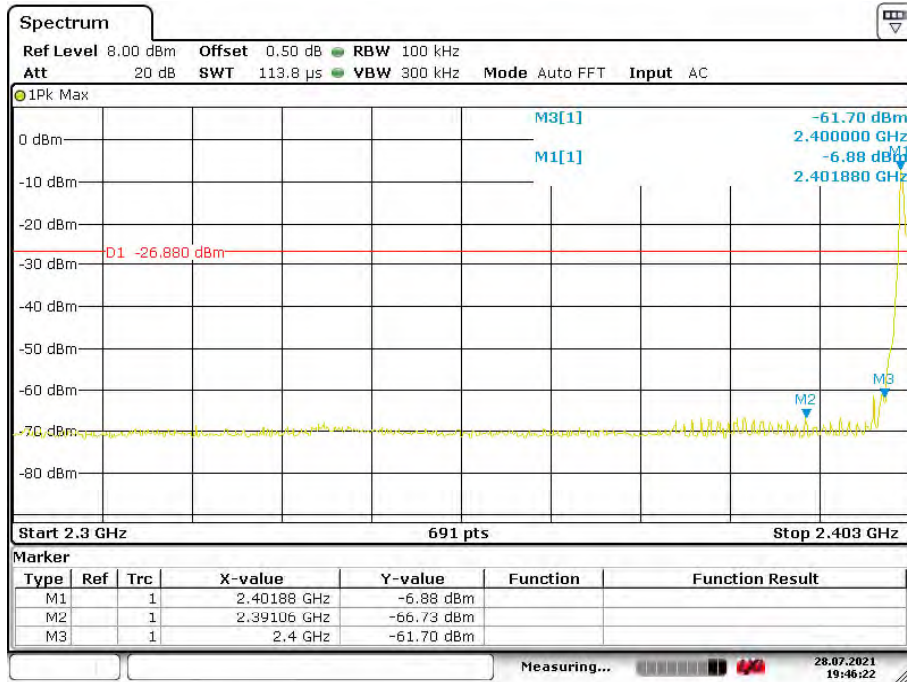
Date: 28.JUL.2021 20:12:15

Band Edge, High Channel of 8-DPSK mode

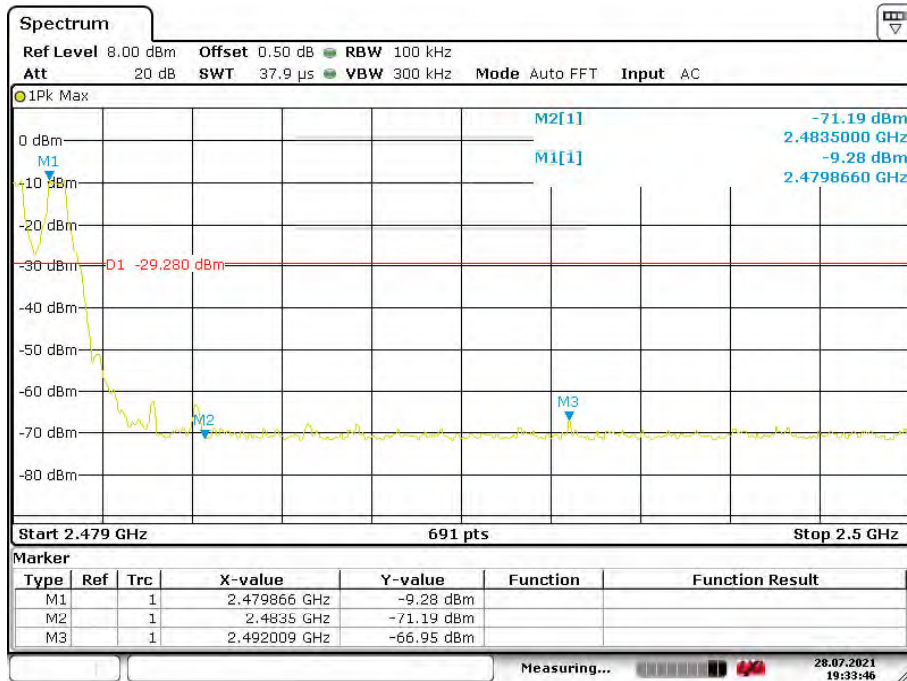


Date: 28.JUL.2021 20:07:29

Band Edge of GFSK hopping mode

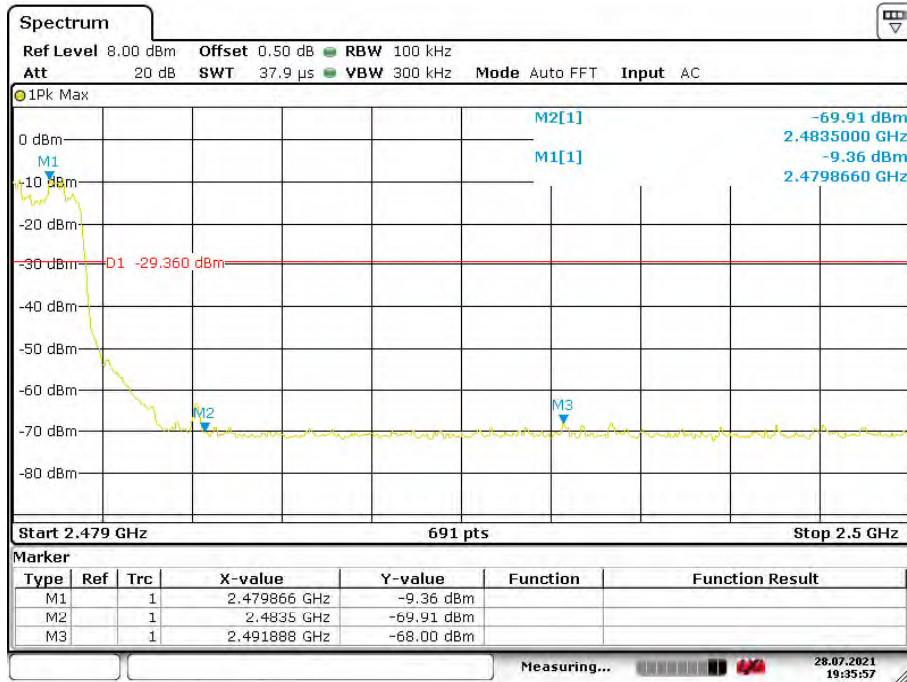


Date: 28.JUL.2021 19:46:22

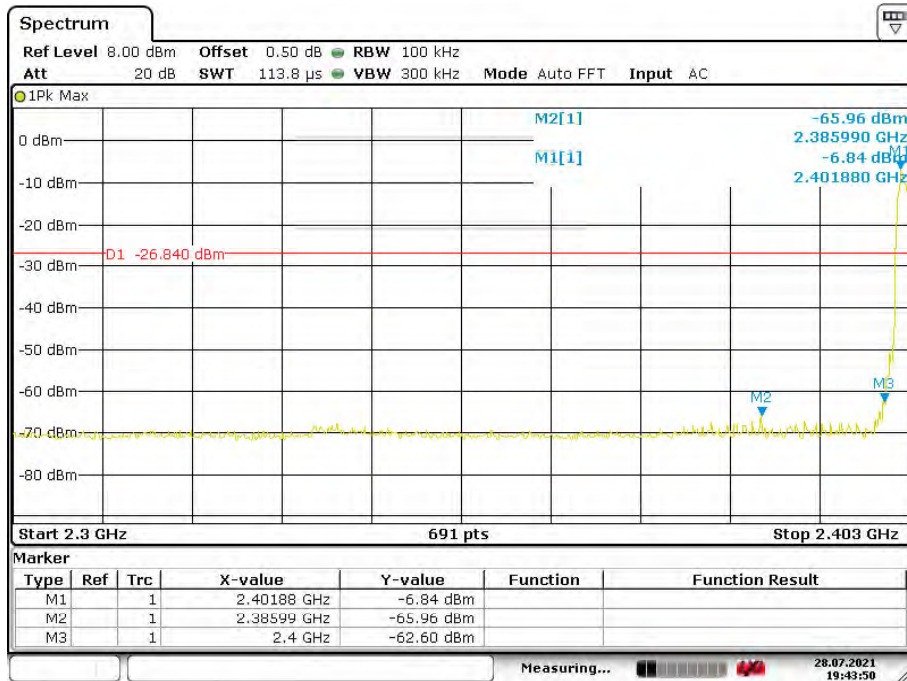


Date: 28.JUL.2021 19:33:46

Band Edge of $\pi/4$ DQPSK hopping mode

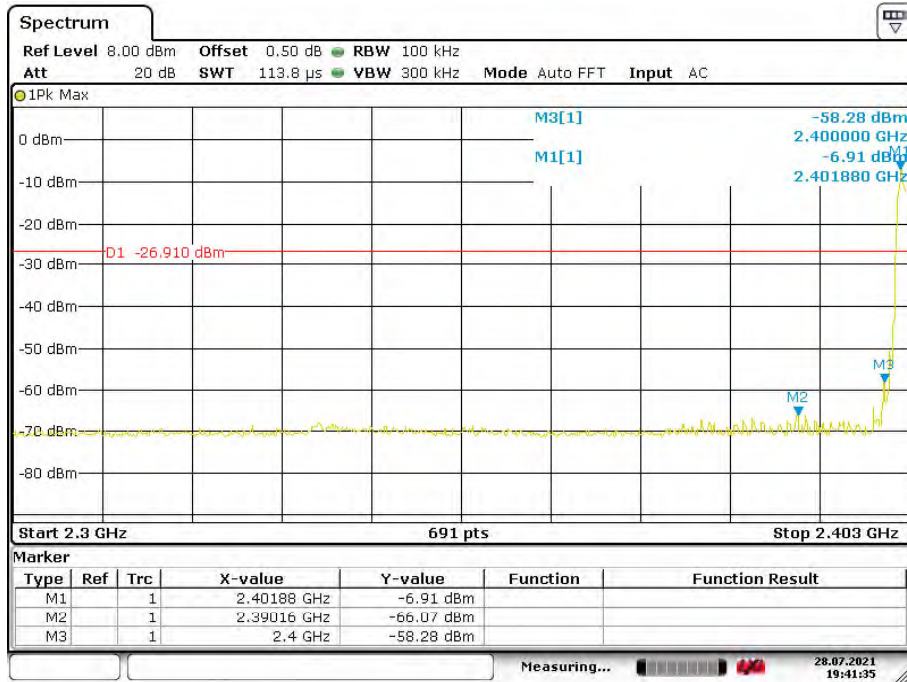


Date: 28.JUL.2021 19:35:57

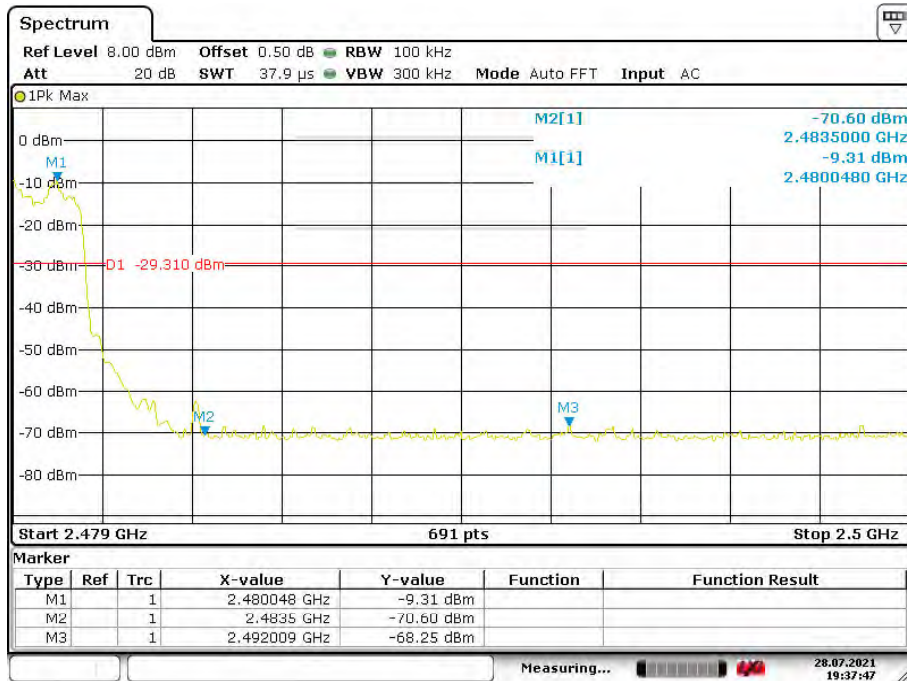


Date: 28.JUL.2021 19:43:50

Band Edge of 8-DPSK hopping mode

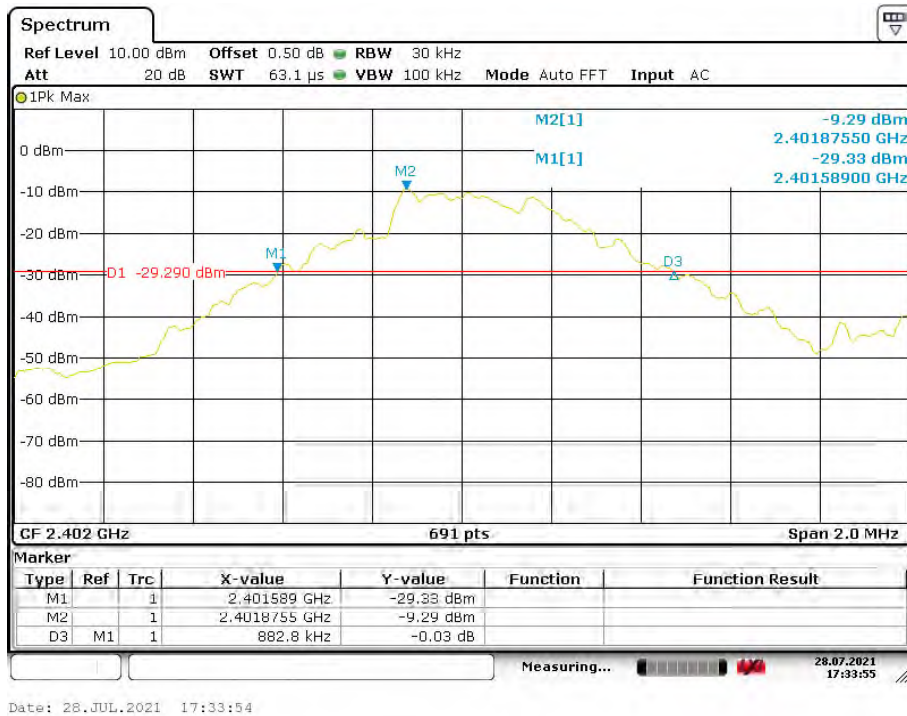


Date: 28.JUL.2021 19:41:35

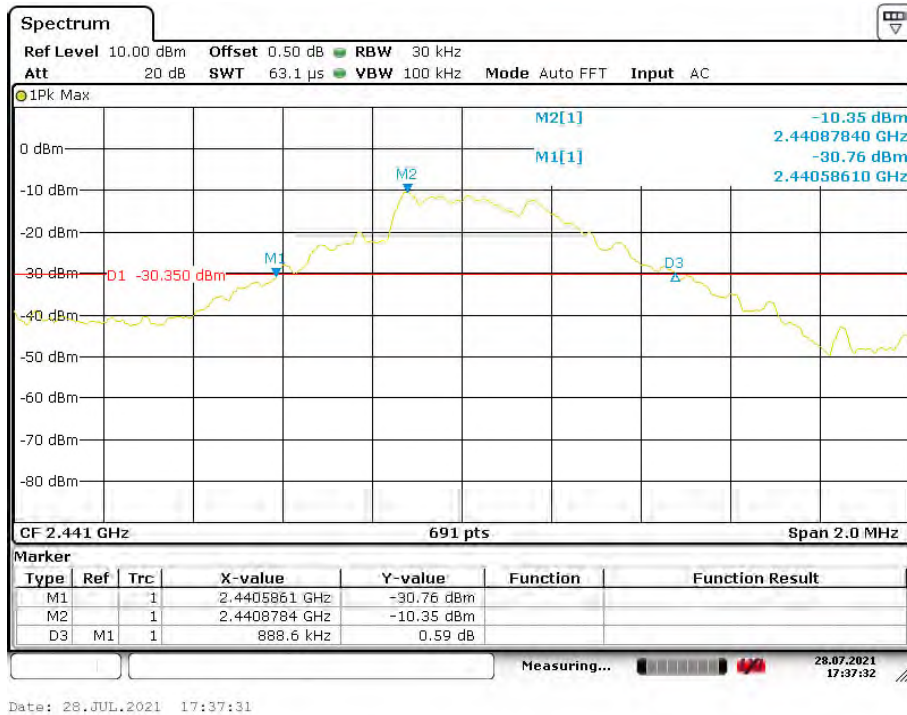


Date: 28.JUL.2021 19:37:48

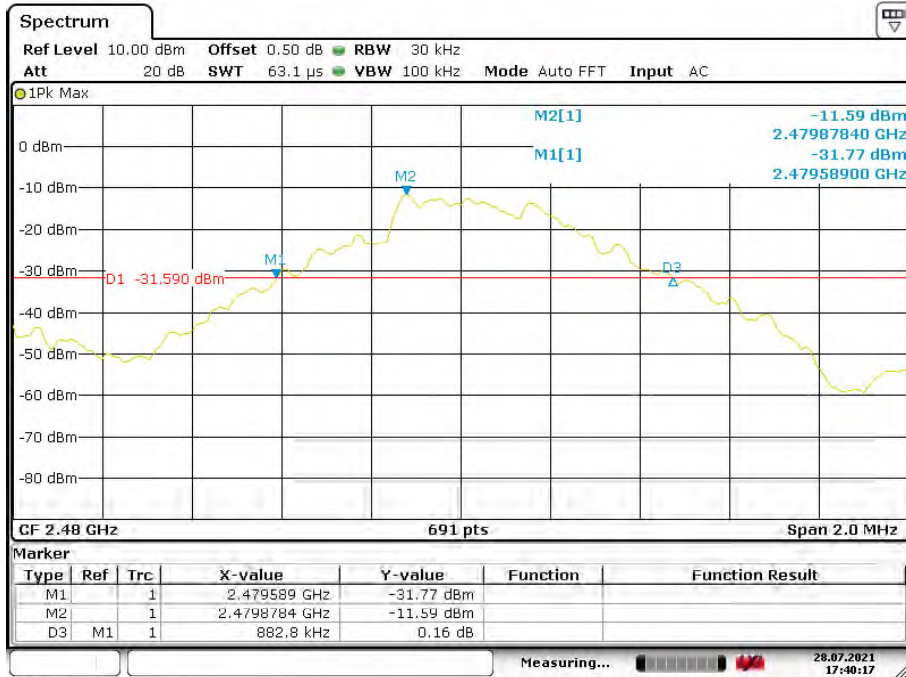
20dB Bandwidth Low Channel of GFSK mode



Middle Channel of GFSK mode

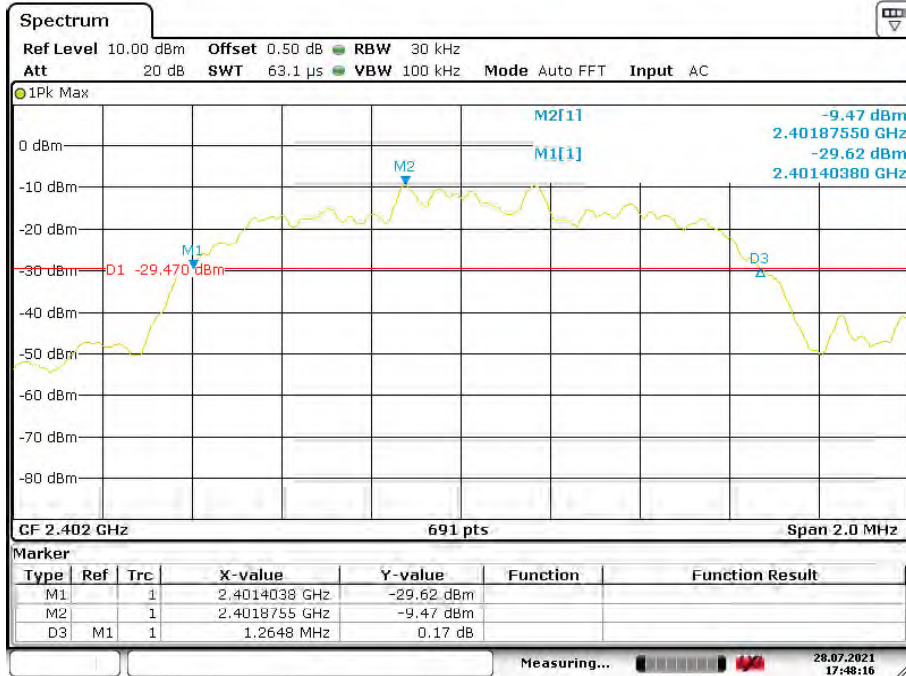


High Channel of GFSK mode



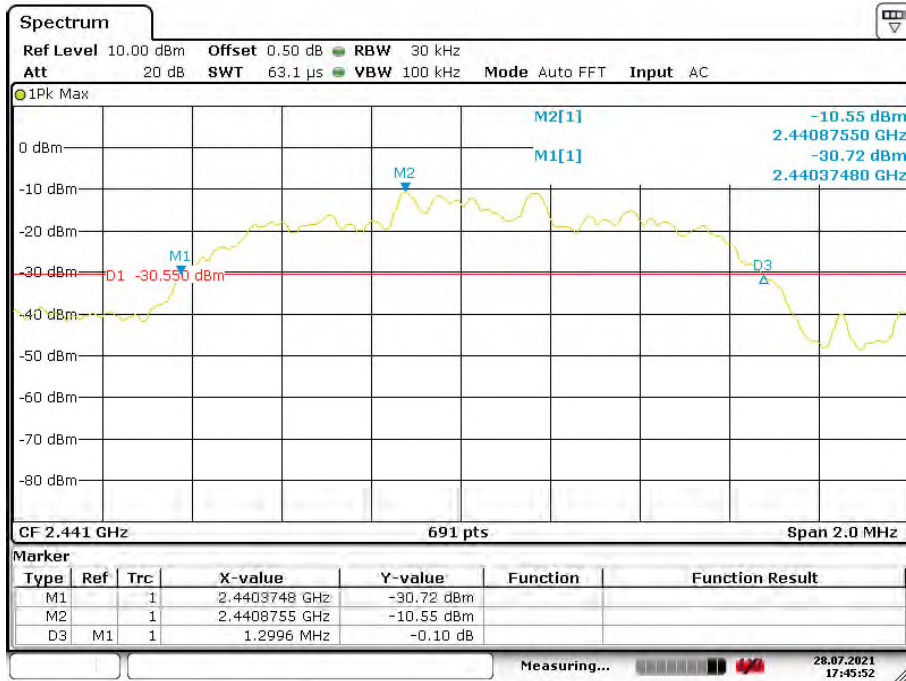
Date: 28.JUL.2021 17:40:17

Low Channel of $\pi/4$ DQPSK mode



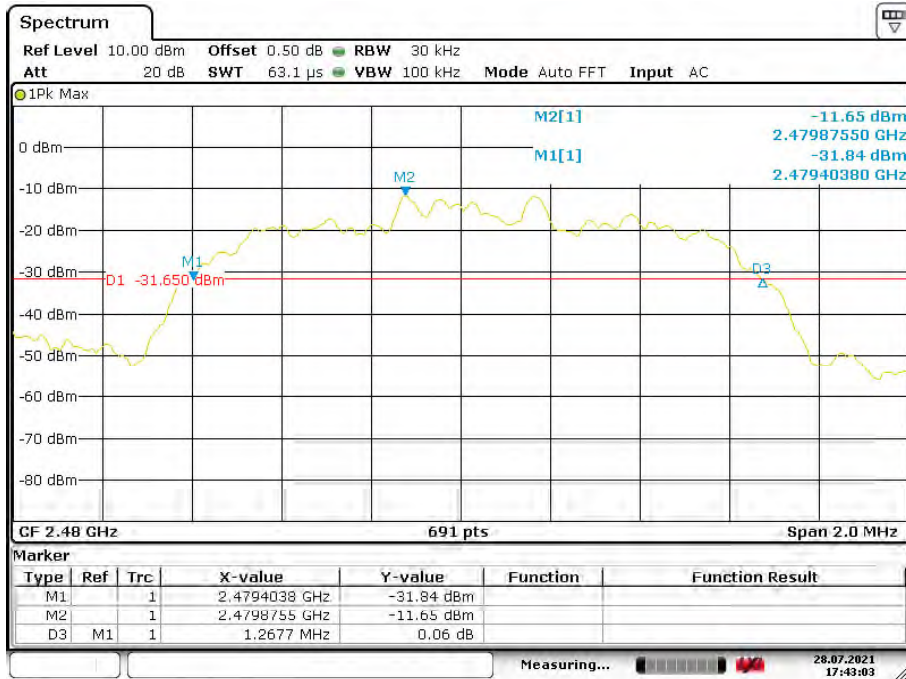
Date: 28.JUL.2021 17:48:16

Middle Channel of $\pi/4$ DQPSK mode



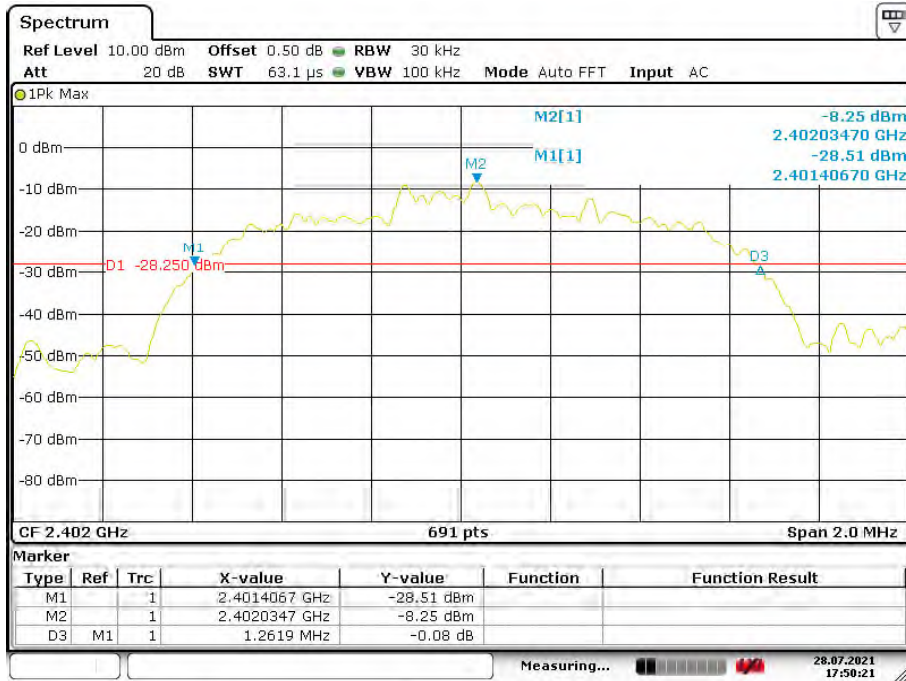
Date: 28.JUL.2021 17:45:51

High Channel of $\pi/4$ DQPSK mode



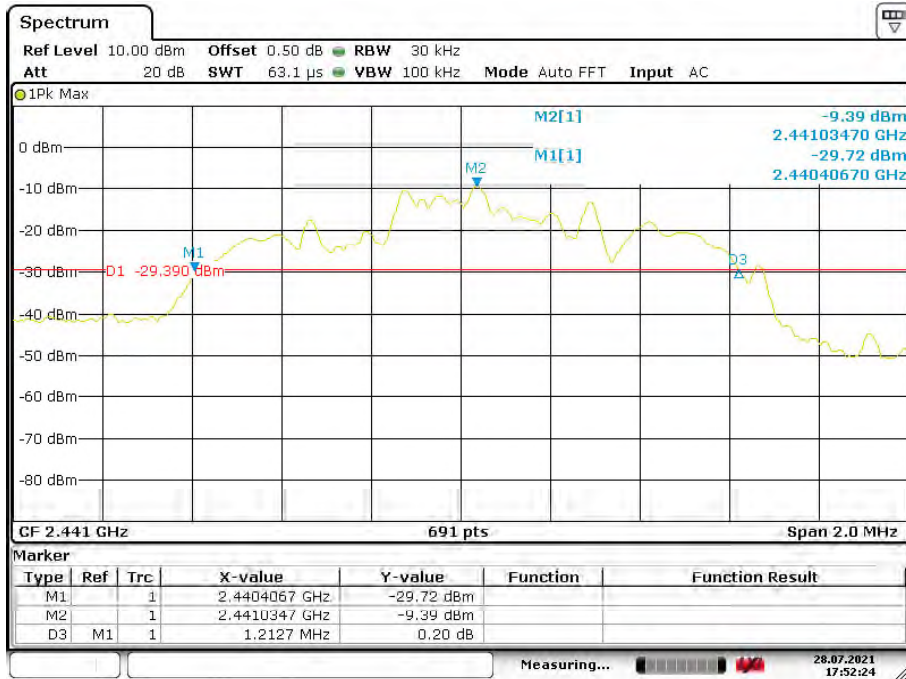
Date: 28.JUL.2021 17:43:02

Low Channel of 8-DPSK mode



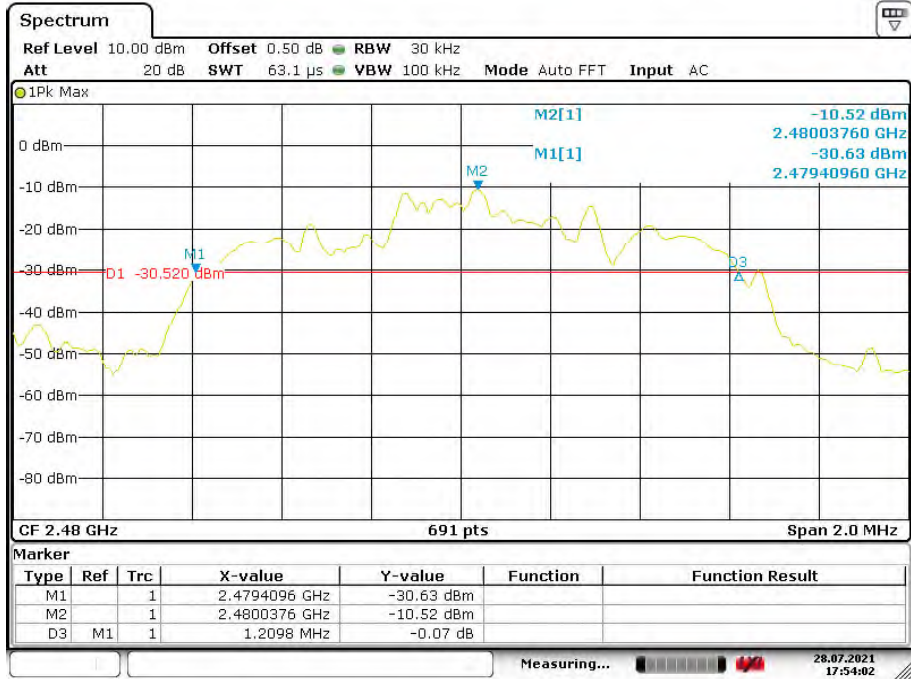
Date: 28.JUL.2021 17:50:20

Middle Channel of 8-DPSK mode



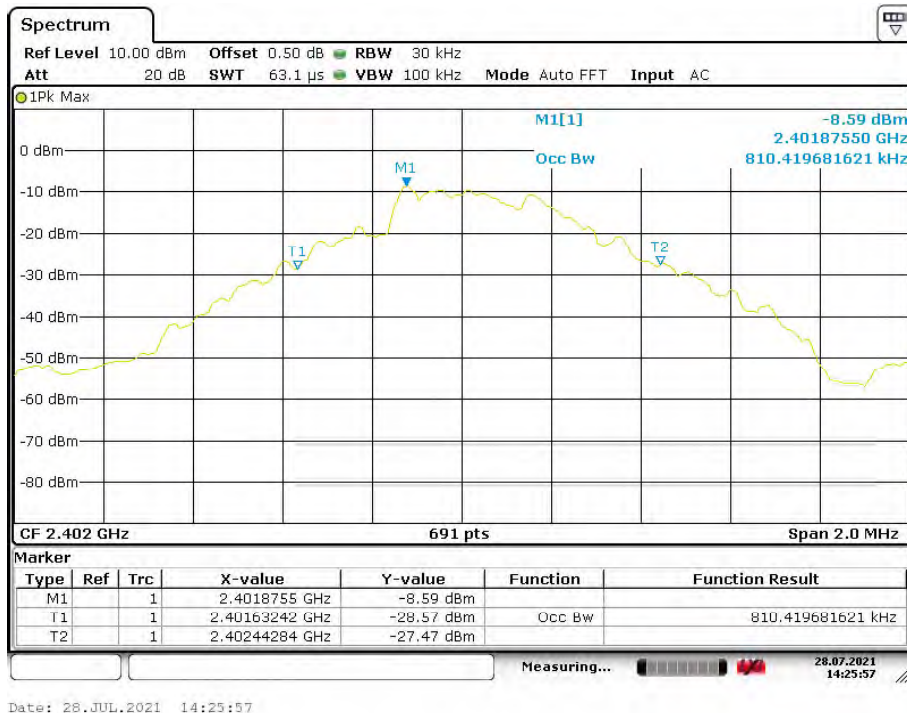
Date: 28.JUL.2021 17:52:23

High Channel of 8-DPSK mode

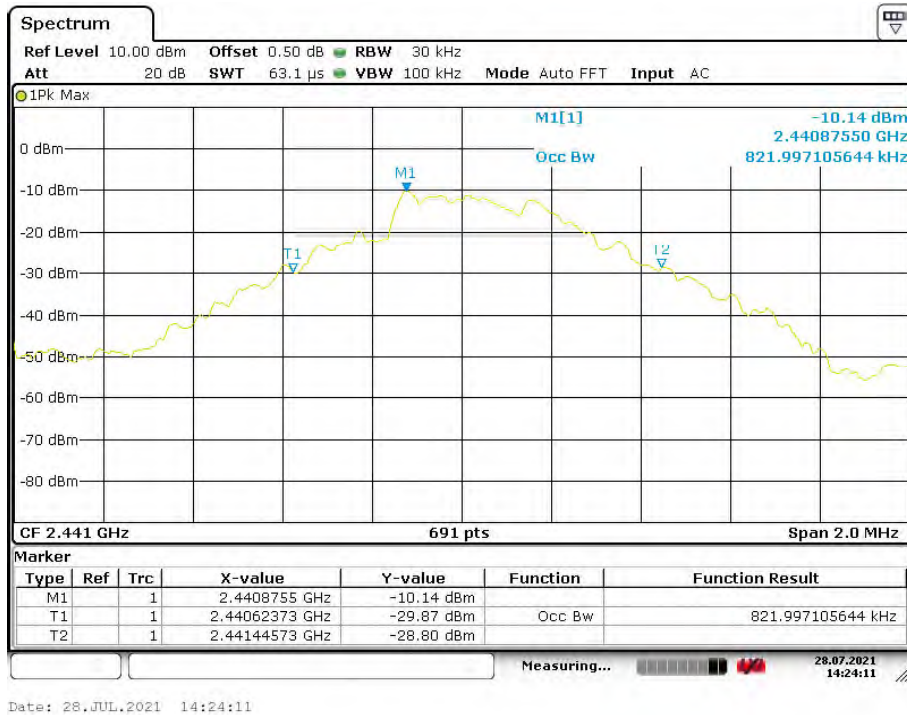


Date: 28.JUL.2021 17:54:02

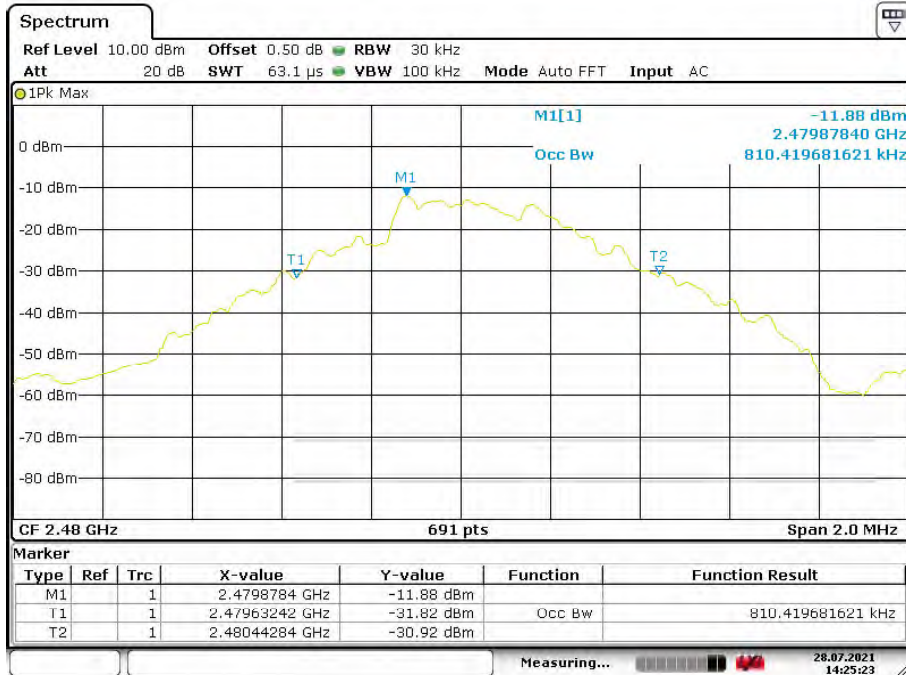
99% Bandwidth
 Low Channel of GFSK mode



Middle Channel of GFSK mode

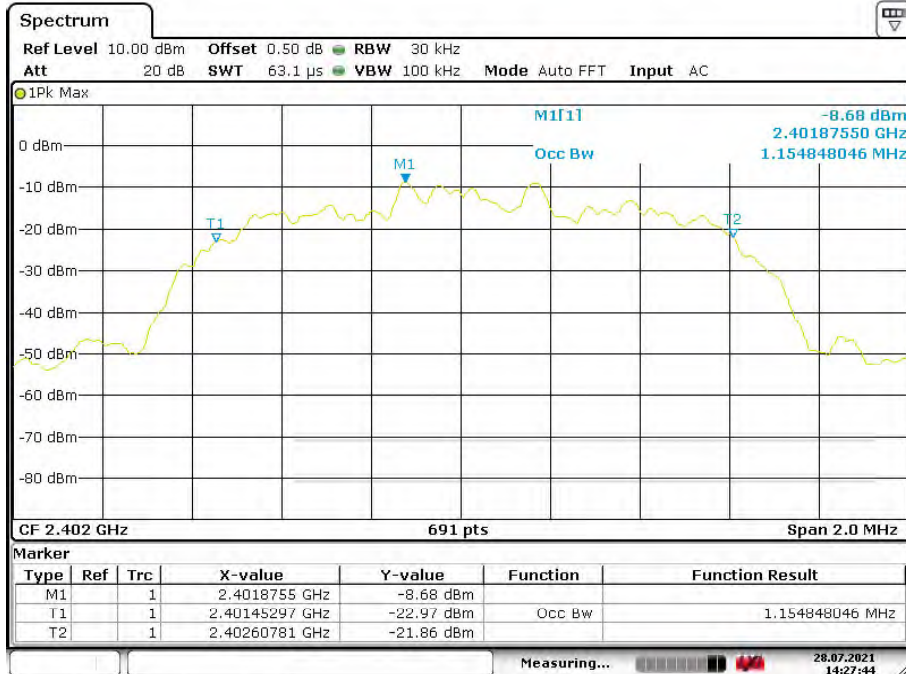


High Channel of GFSK mode



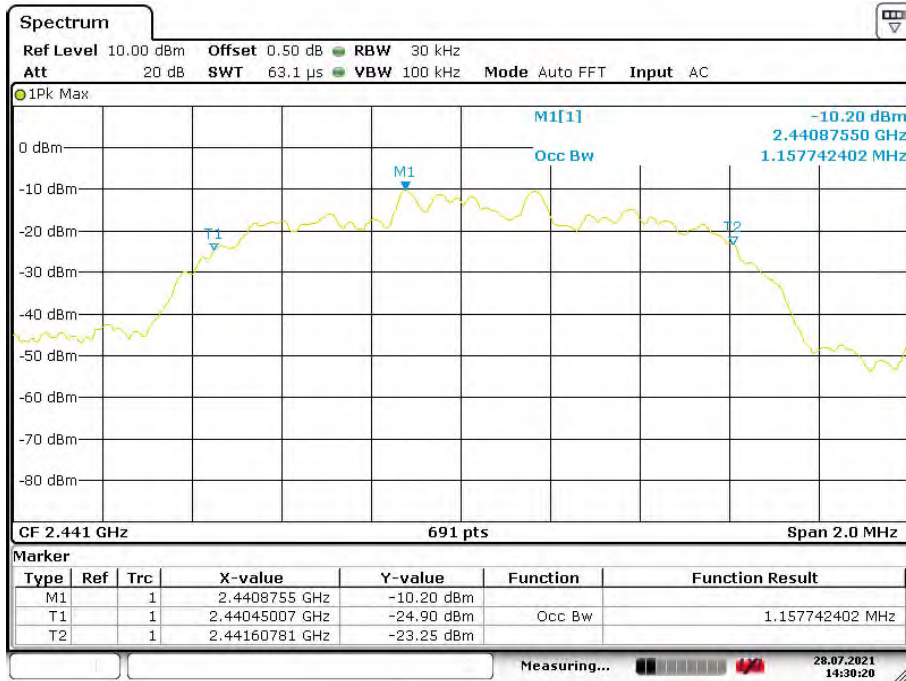
Date: 28.JUL.2021 14:25:23

Low Channel of $\pi/4$ DQPSK mode



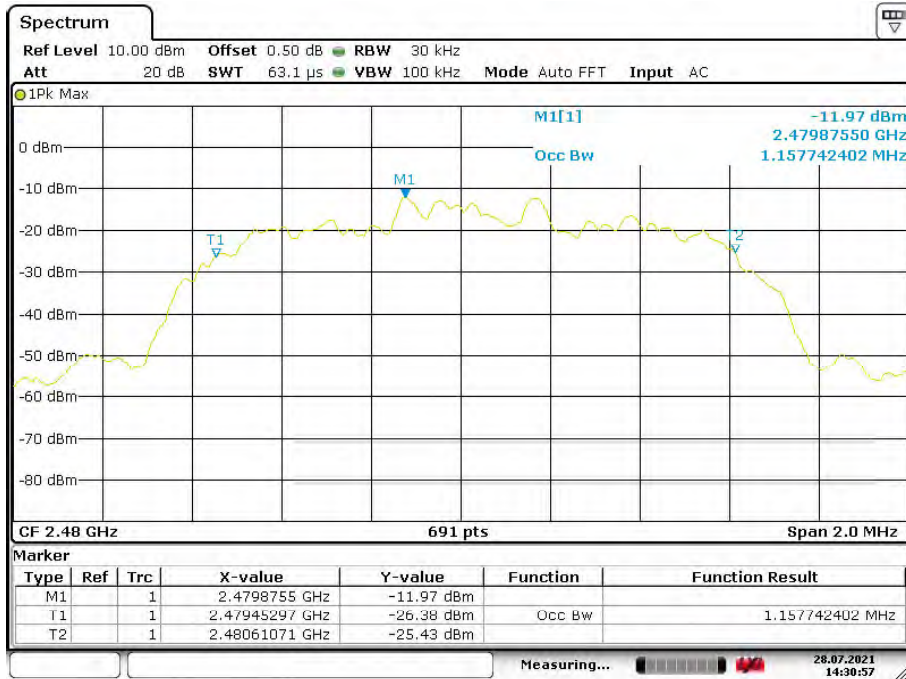
Date: 28.JUL.2021 14:27:44

Middle Channel of $\pi/4$ DQPSK mode



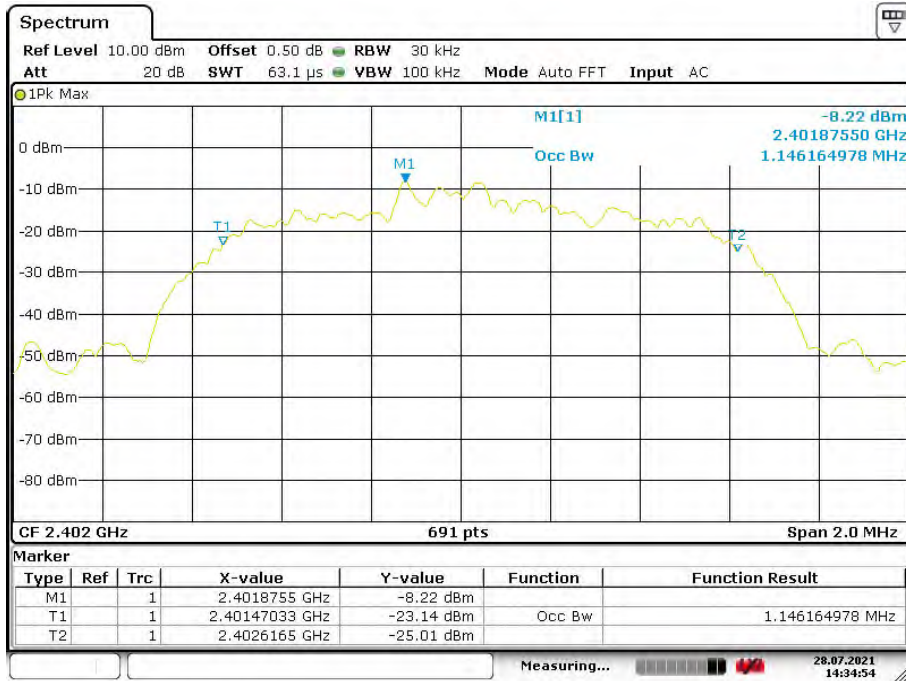
Date: 28.JUL.2021 14:30:20

High Channel of $\pi/4$ DQPSK mode



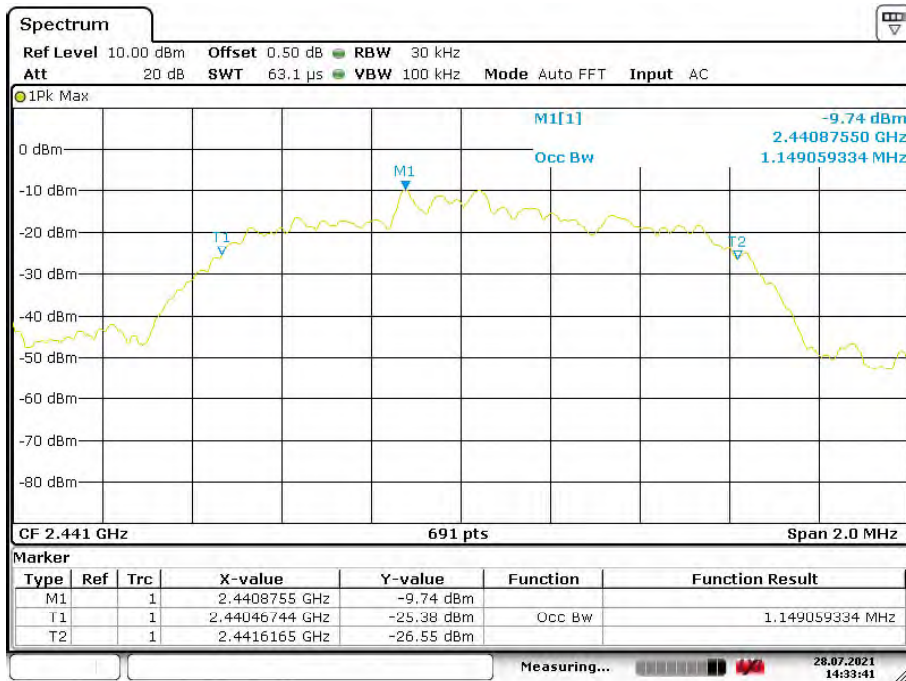
Date: 28.JUL.2021 14:30:57

Low Channel of 8-DPSK mode



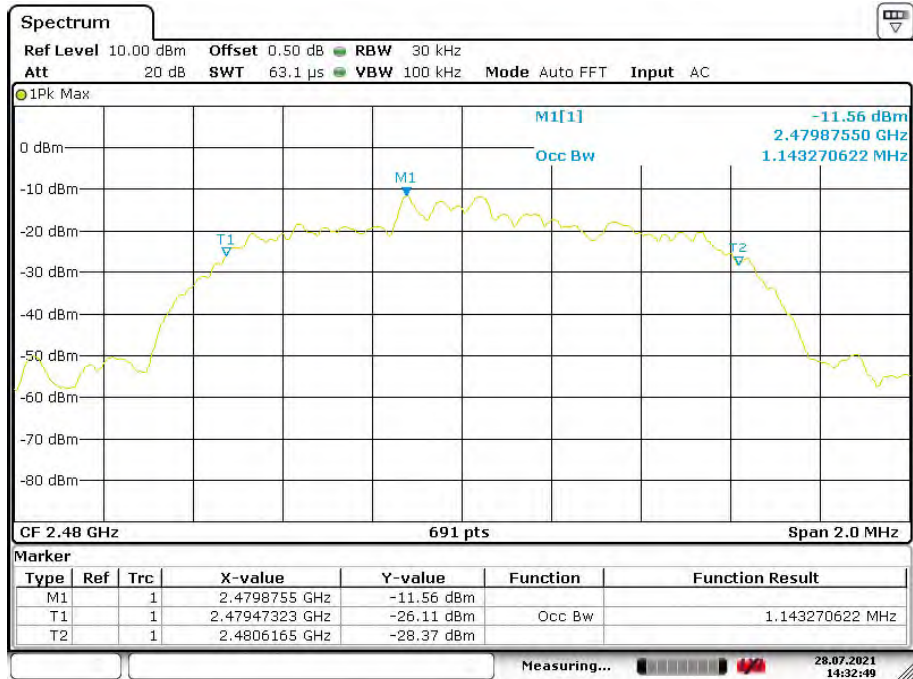
Date: 28.JUL.2021 14:34:54

Middle Channel of 8-DPSK mode



Date: 28.JUL.2021 14:33:41

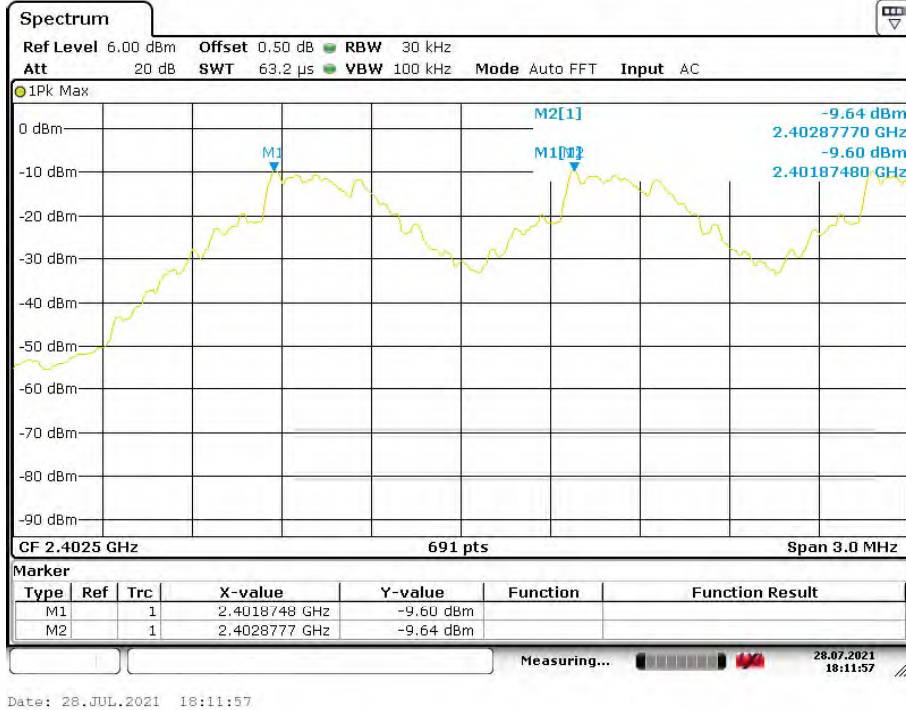
High Channel of 8-DPSK mode



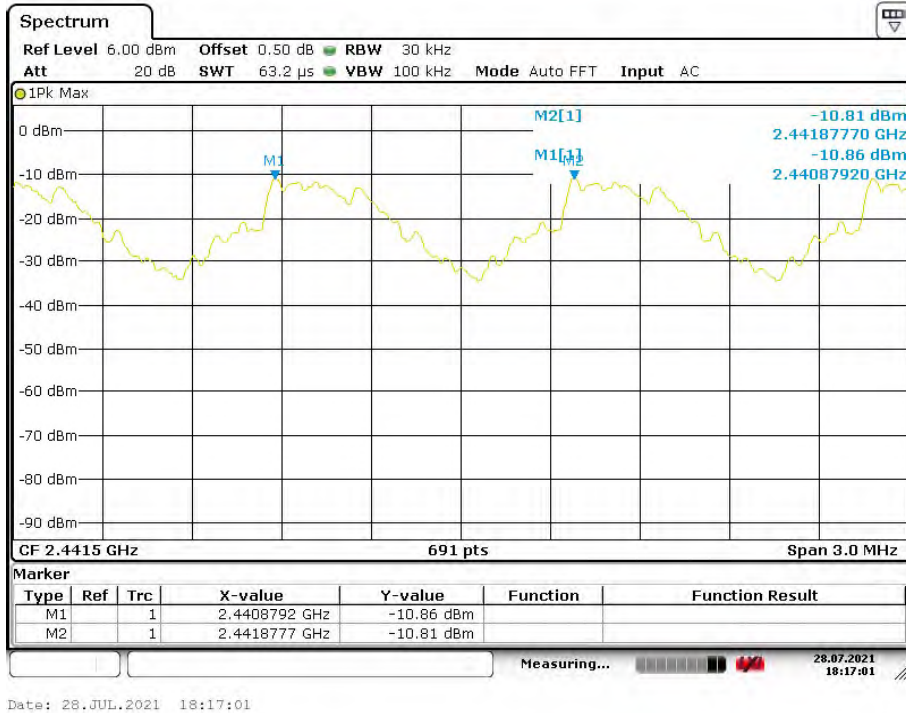
Date: 28.JUL.2021 14:32:49

Carrier Frequency Separation

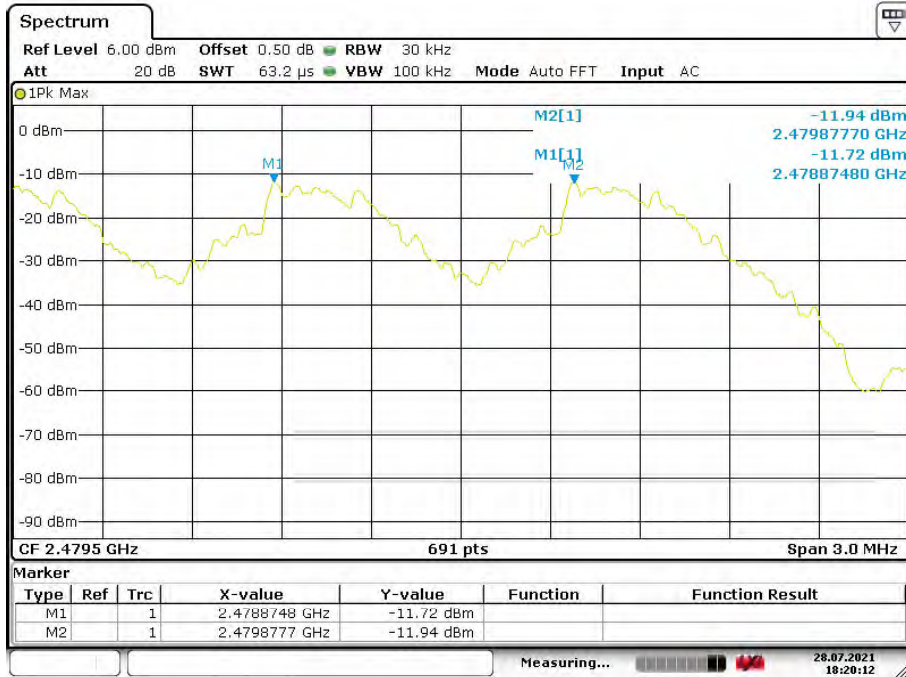
Low Channel of GFSK mode



Middle Channel of GFSK mode

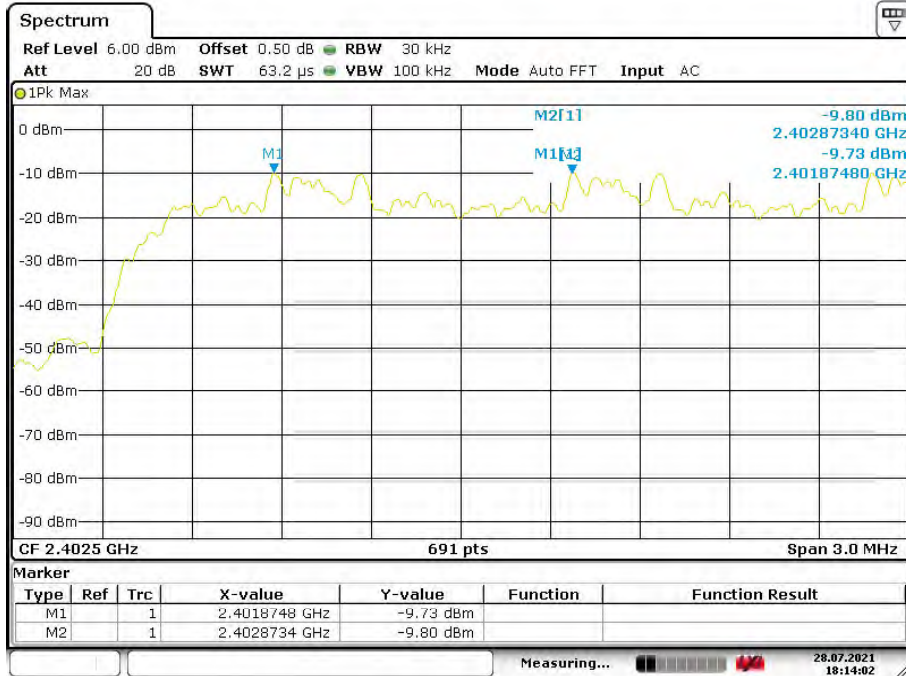


High Channel of GFSK mode



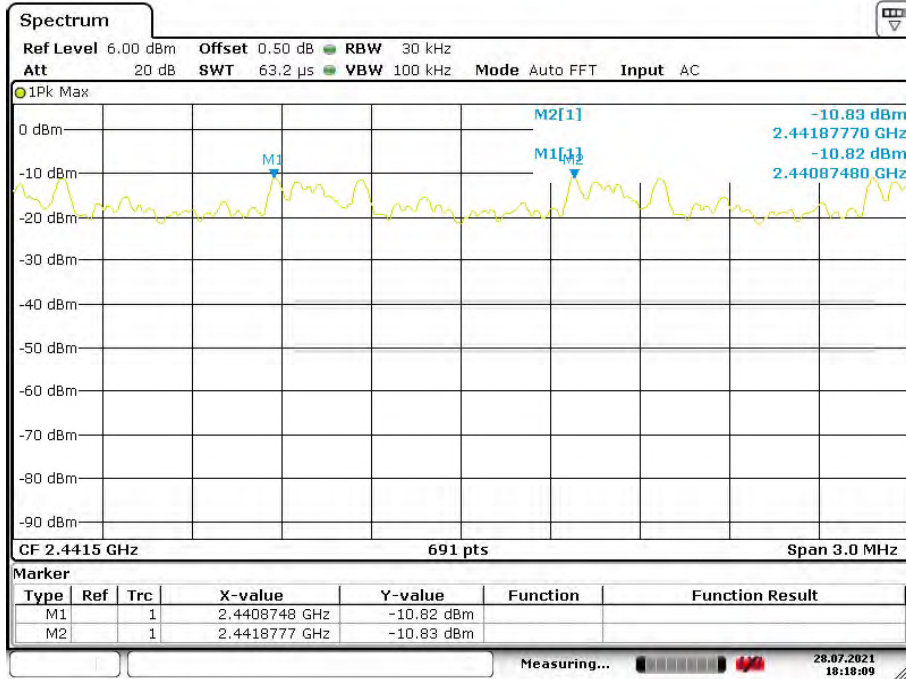
Date: 28.JUL.2021 18:20:12

Low Channel of $\pi/4$ DQPSK mode



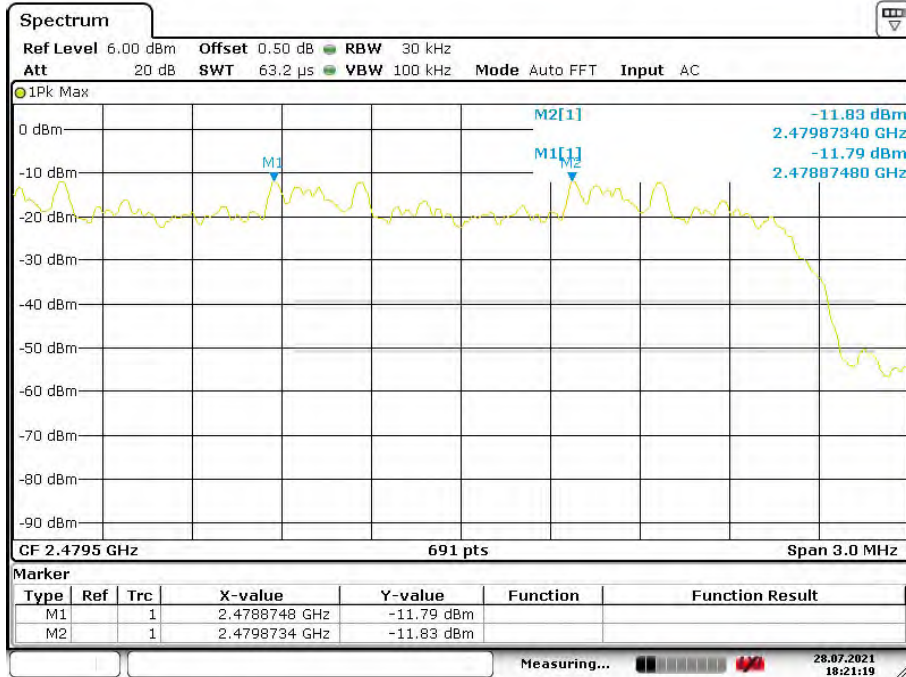
Date: 28.JUL.2021 18:14:02

Middle Channel of $\pi/4$ DQPSK mode



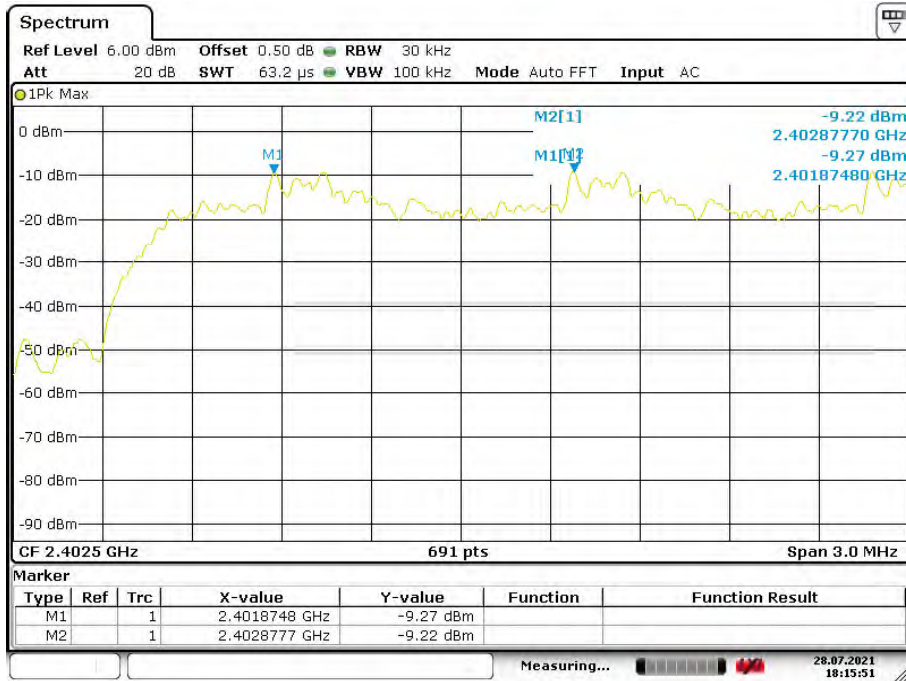
Date: 28.JUL.2021 18:18:09

High Channel of $\pi/4$ DQPSK mode



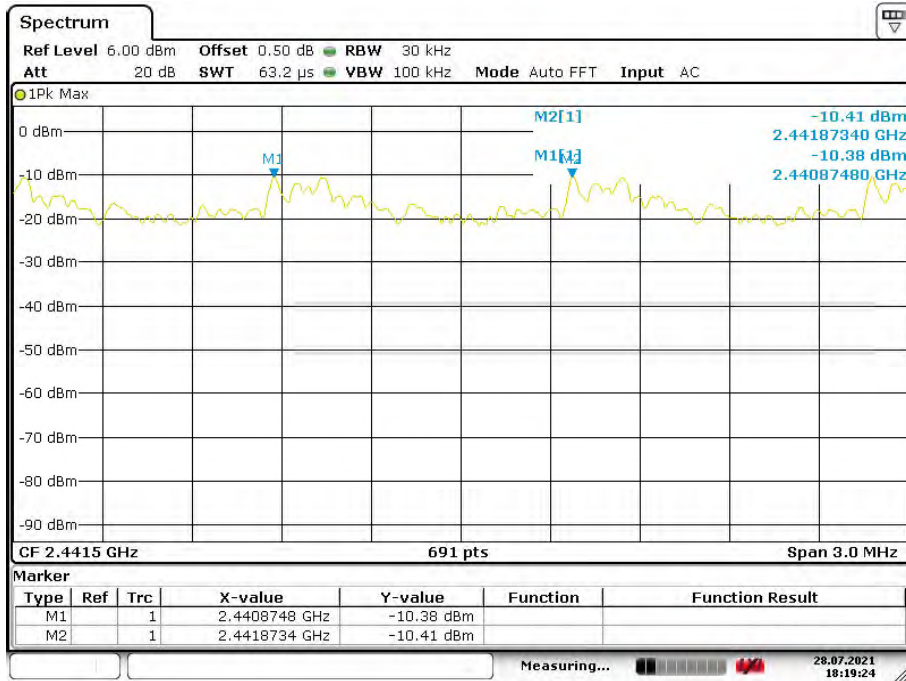
Date: 28.JUL.2021 18:21:19

Low Channel of 8-DPSK mode



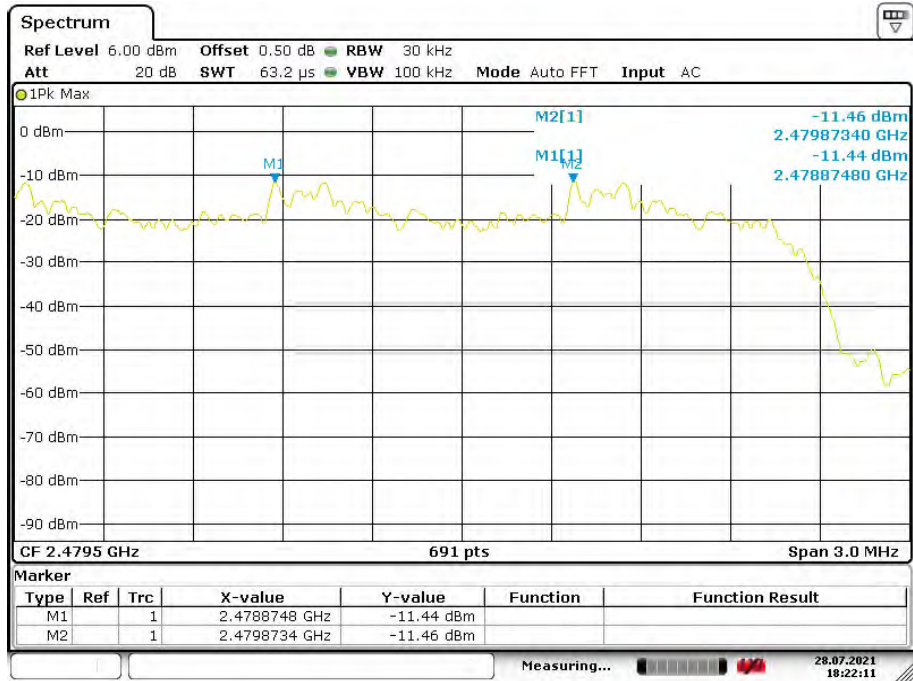
Date: 28.JUL.2021 18:15:51

Middle Channel of 8-DPSK mode



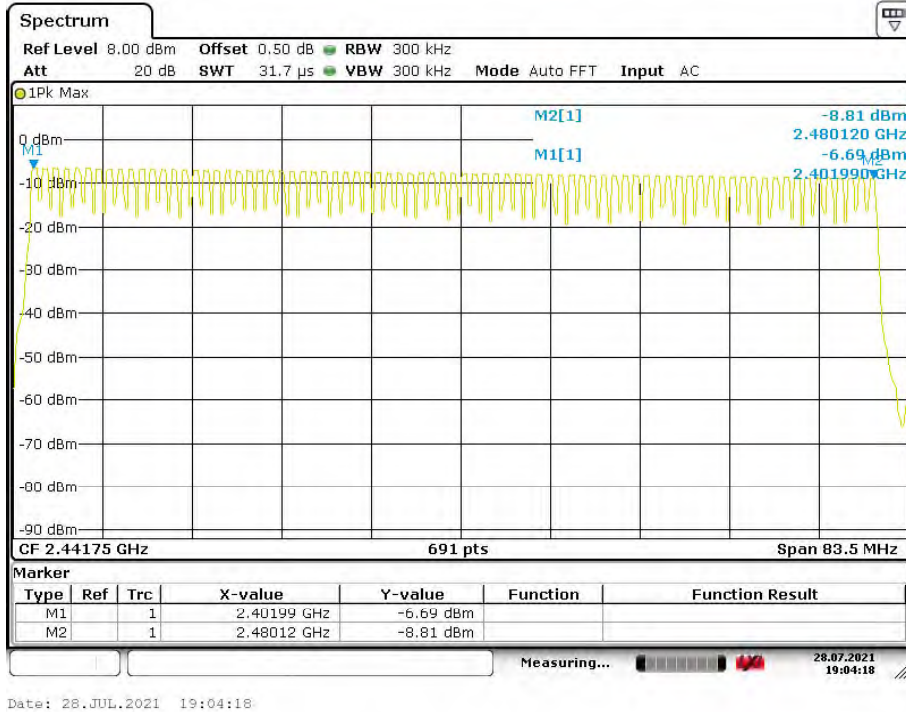
Date: 28.JUL.2021 18:19:24

High Channel of 8-DPSK mode

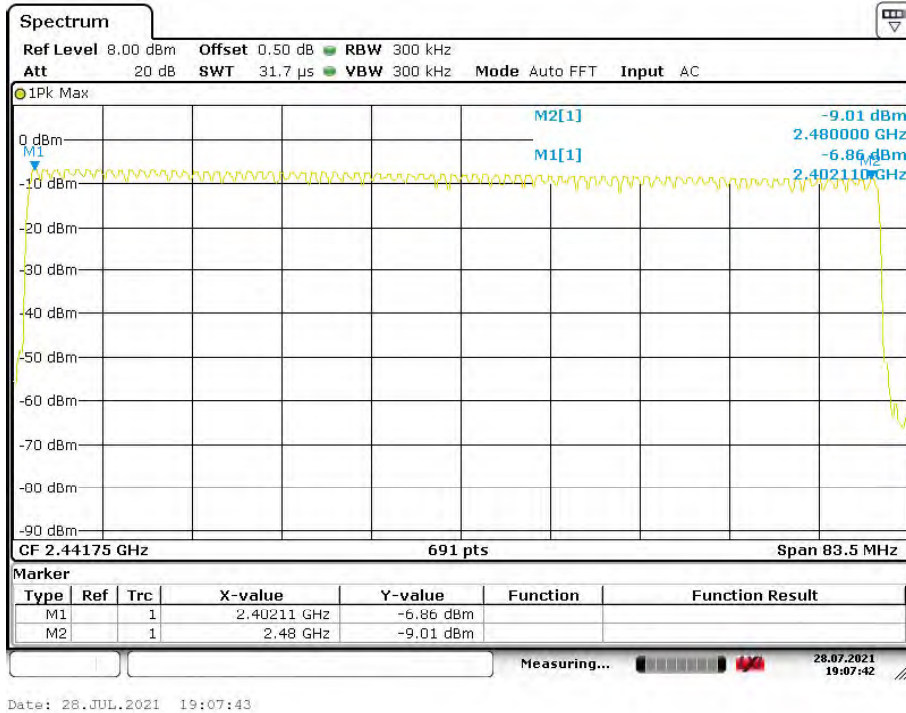


Date: 28.JUL.2021 18:22:11

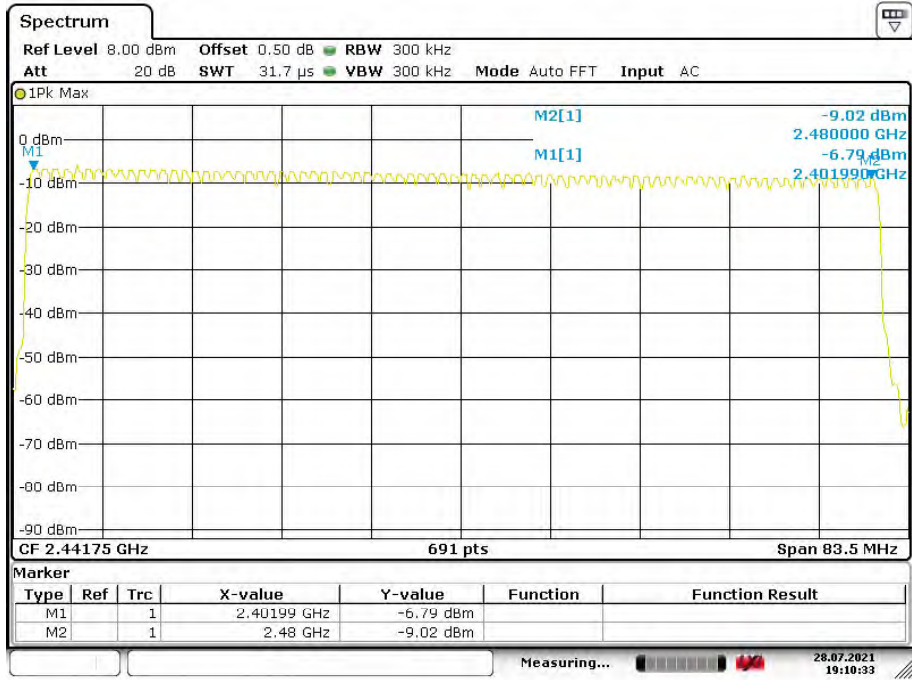
Number of Hopping Frequency GFSK mode



π /4DQPSK mode

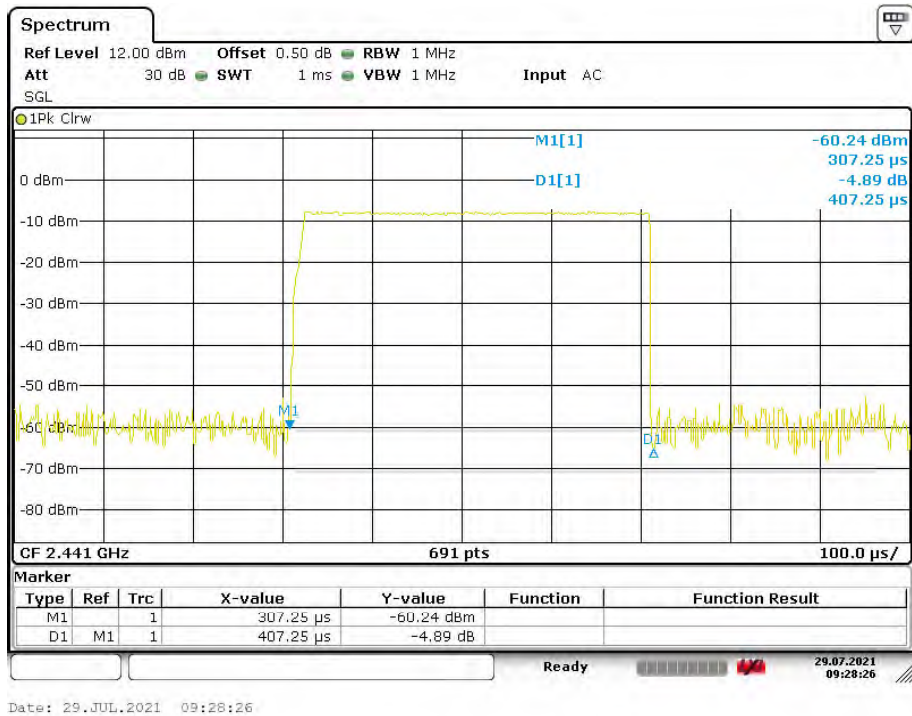


8-DPSK mode

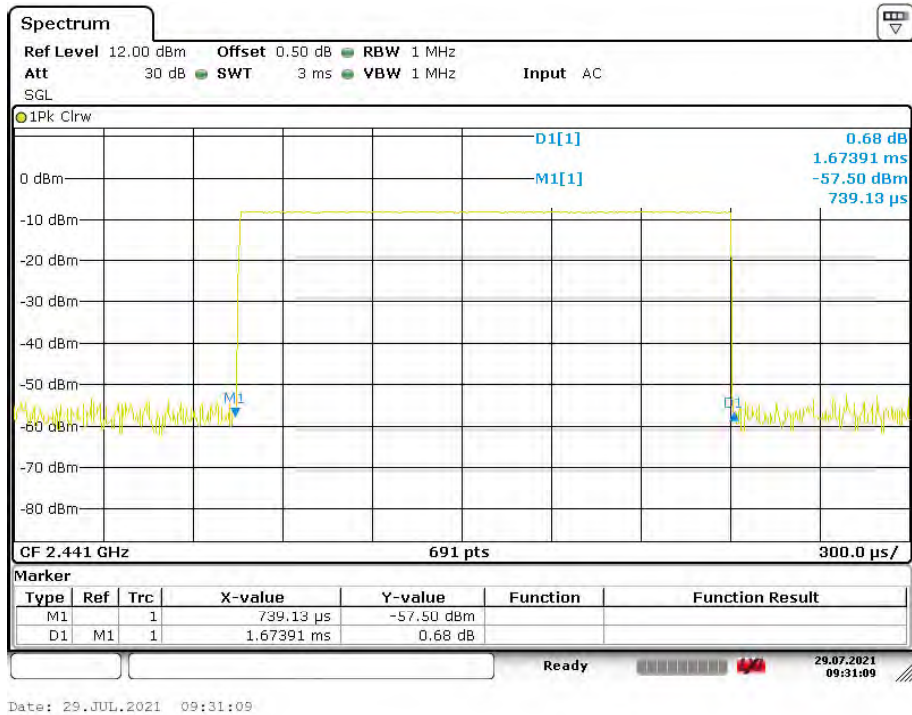


Date: 28.JUL.2021 19:10:33

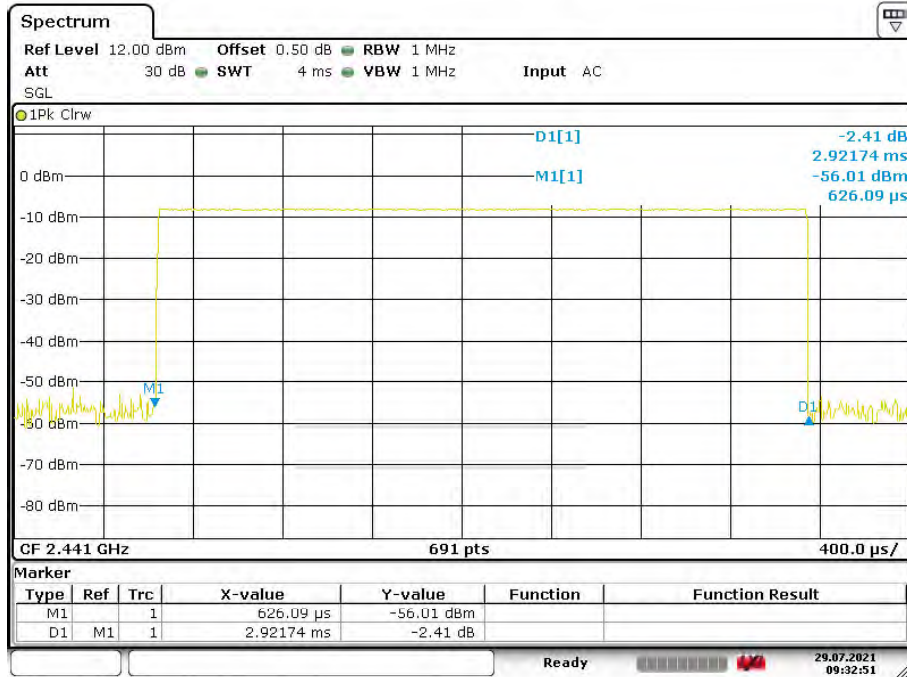
Time of Occupancy Middle Channel of DH1 mode



Middle Channel of DH3 mode

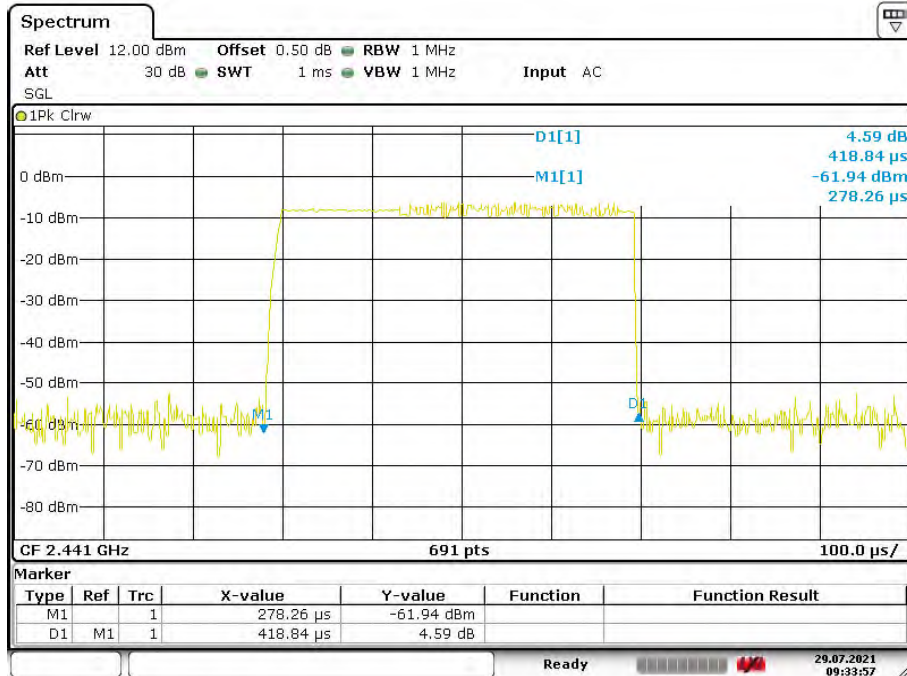


Middle Channel of DH5 mode



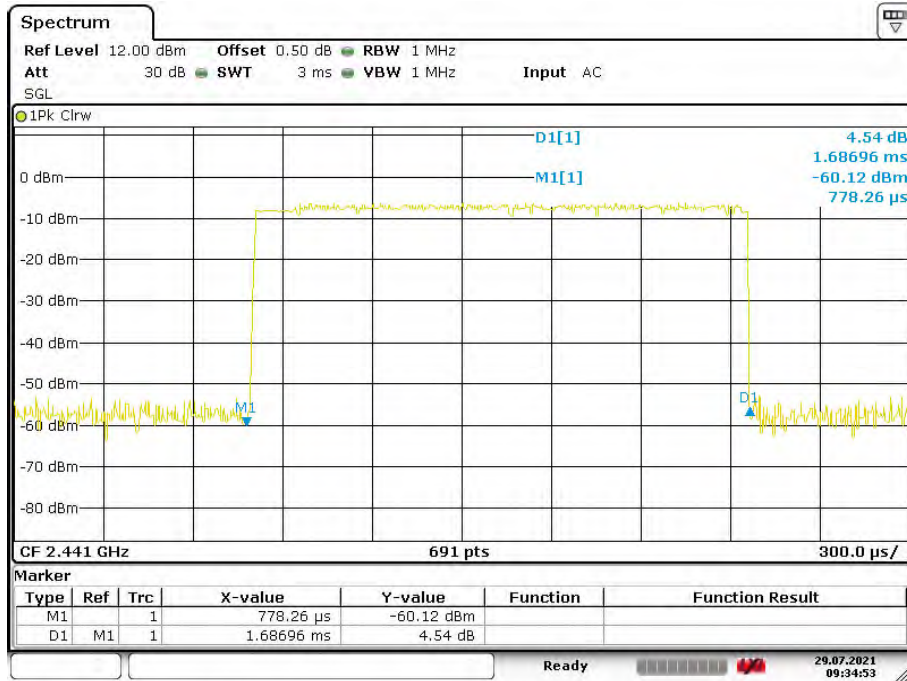
Date: 29.JUL.2021 09:32:51

Middle Channel of 2DH1 mode



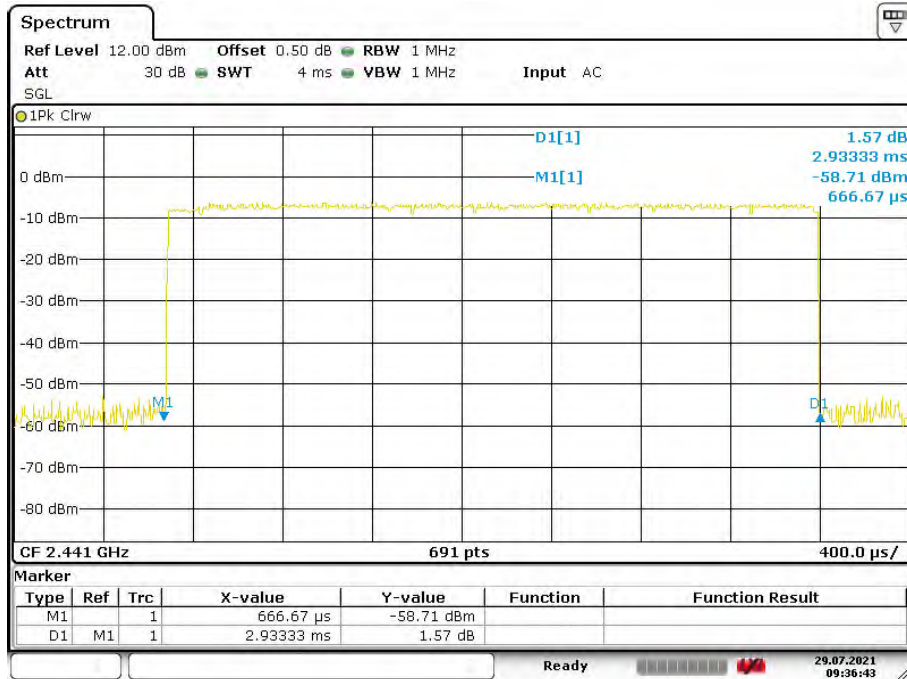
Date: 29.JUL.2021 09:33:58

Middle Channel of 2DH3 mode



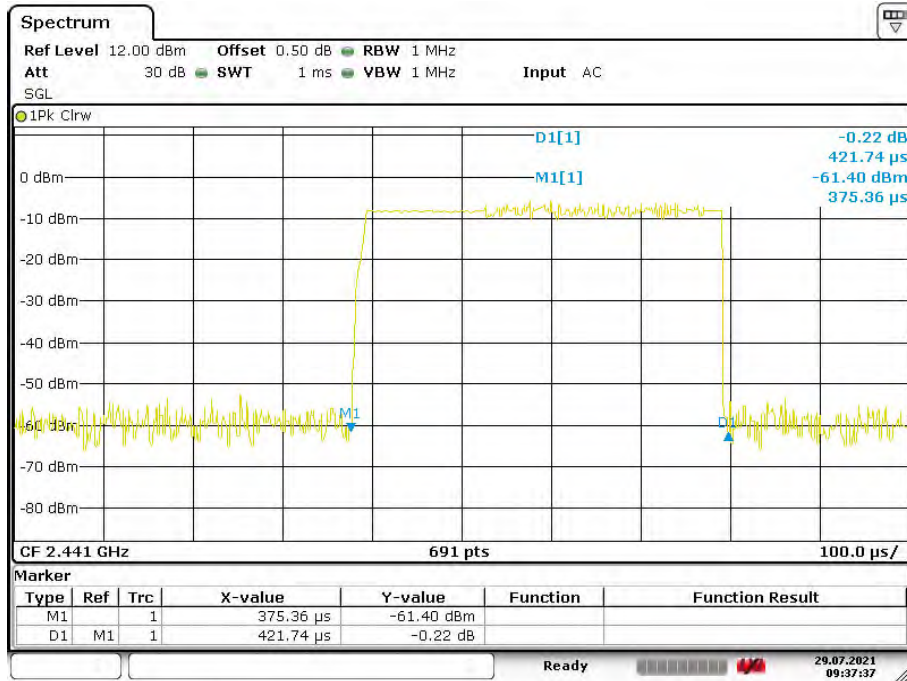
Date: 29.JUL.2021 09:34:53

Middle Channel of 2DH5 mode



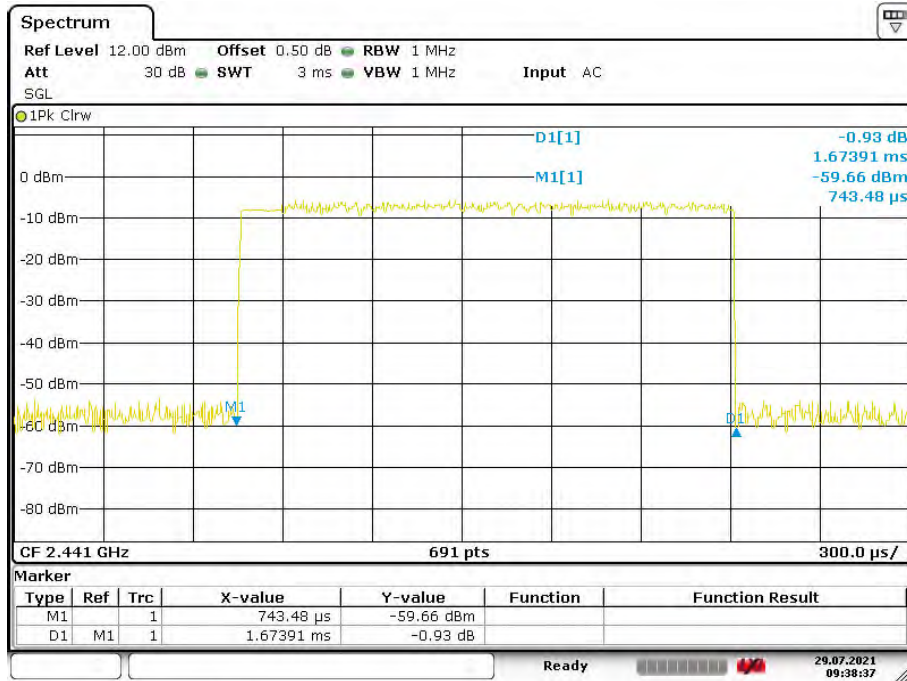
Date: 29.JUL.2021 09:36:44

Middle Channel of 3DH1 mode



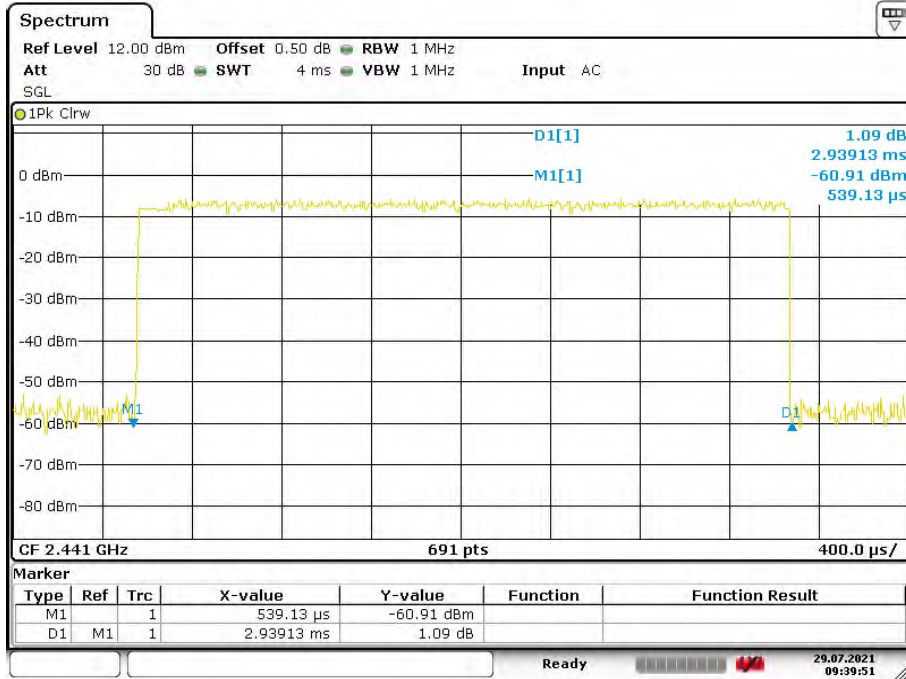
Date: 29.JUL.2021 09:37:37

Middle Channel of 3DH3 mode



Date: 29.JUL.2021 09:38:37

Middle Channel of 3DH5 mode



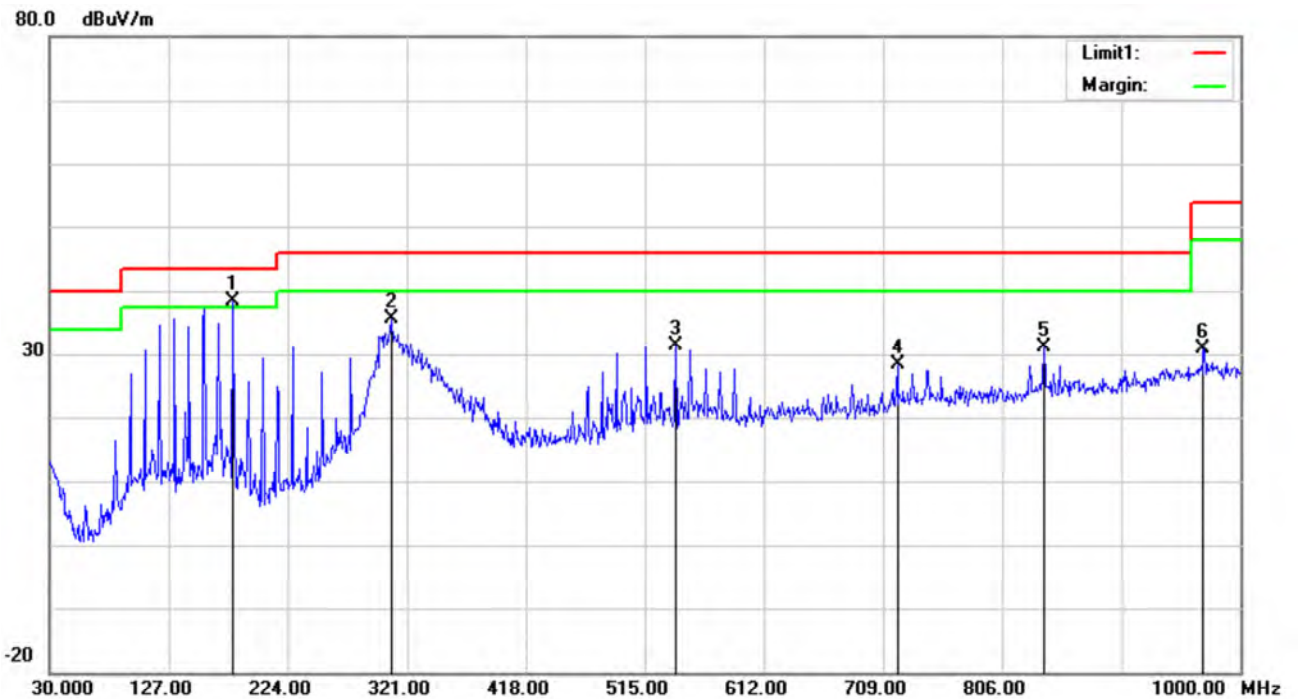
Date: 29.JUL.2021 09:39:52

Produkte
 Products

Note: Testing was carried out within frequency range 9kHz to the tenth harmonics. The measurement results below 30MHz and 18GHz -26.5GHz were greater than 20dB below the limit, so only the radiated spurious emissions from 30MHz to 18GHz were reported.

Test Results of Radiated Spurious Emissions
 30MHz - 1GHz

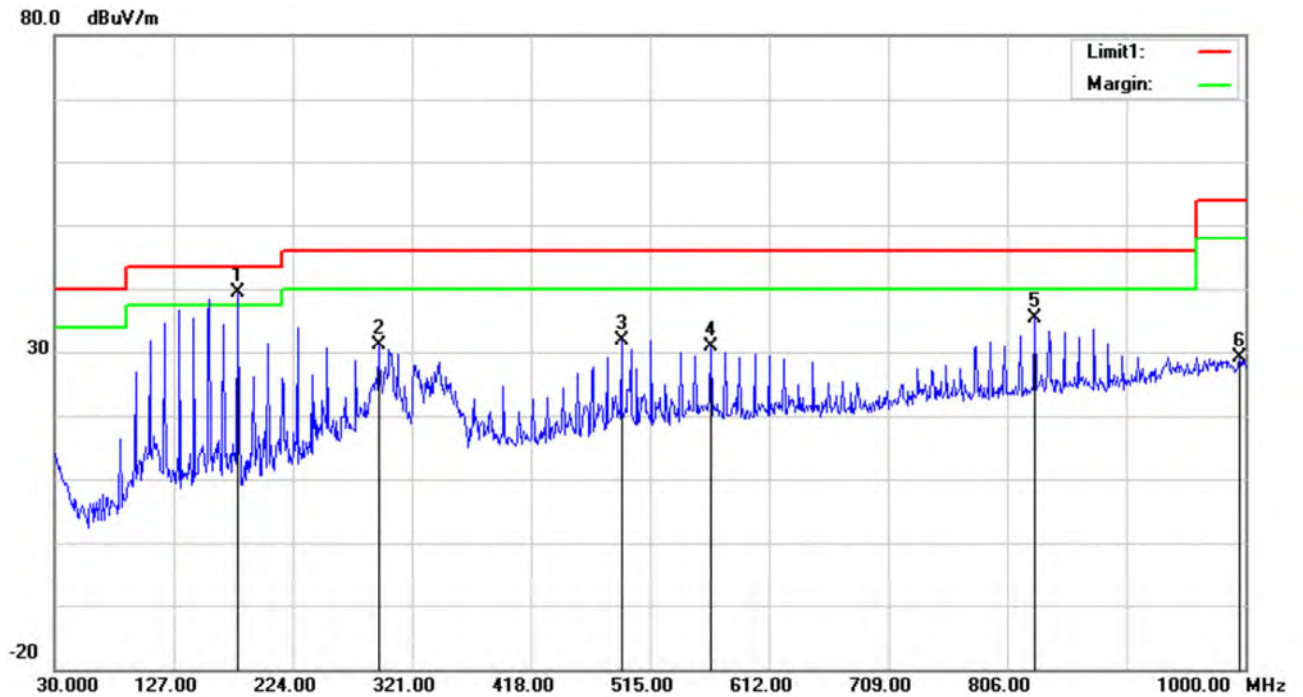
Mode:	GFSK_L CH	Ant.Polar.:	Horizontal
-------	-----------	-------------	------------



No.	Frequency (MHz)	Reading (dBuV)	Correct Factor(dB/m)	Result (dBuV/m)	Limit (dBuV/m)	Margin (dB)	Remark
1	179.3800	58.48	-20.02	38.46	43.50	-5.04	QP
2	308.3900	50.20	-14.52	35.68	46.00	-10.32	QP
3	540.2200	38.31	-6.84	31.47	46.00	-14.53	QP
4	720.6400	31.48	-3.20	28.28	46.00	-17.72	QP
5	839.9500	31.43	-0.34	31.09	46.00	-14.91	QP
6	969.9300	28.79	2.00	30.79	54.00	-23.21	QP

Produkte
 Products

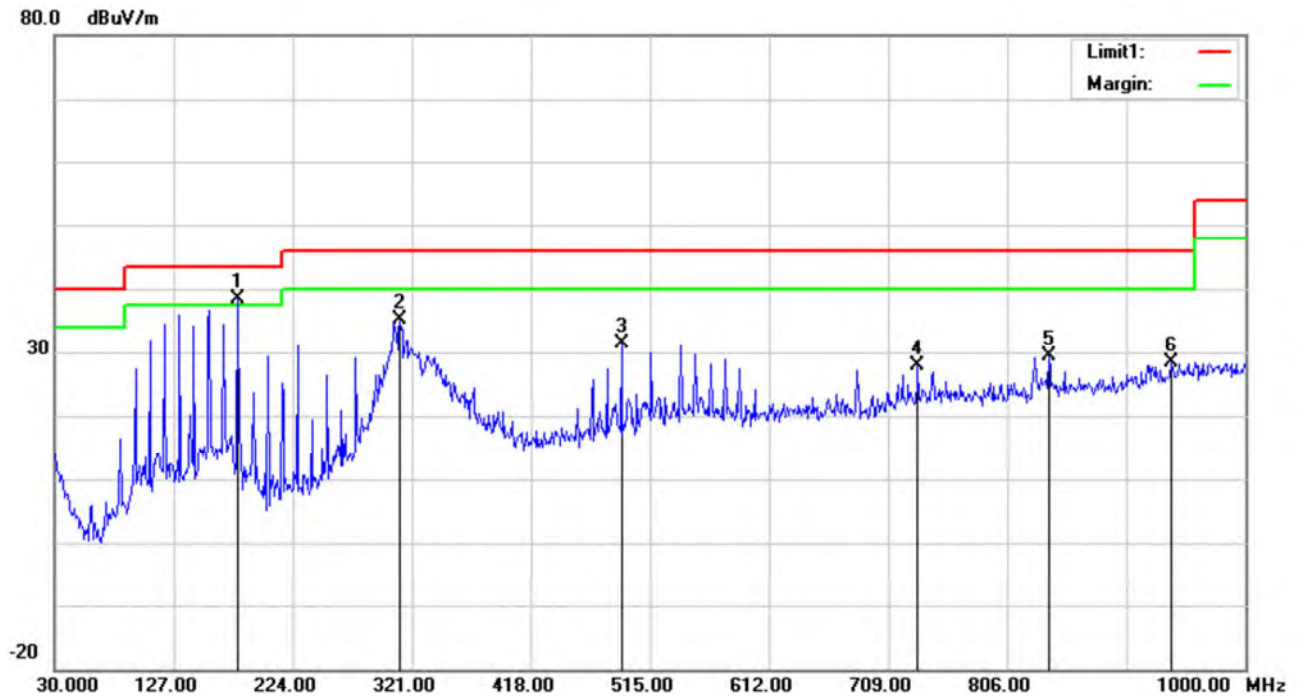
Mode:	GFSK_L CH	Ant.Polar.:	Vertical
-------	-----------	-------------	----------



No.	Frequency (MHz)	Reading (dBuV)	Correct Factor(dB/m)	Result (dBuV/m)	Limit (dBuV/m)	Margin (dB)	Remark
1	179.3800	59.47	-20.02	39.45	43.50	-4.05	QP
2	293.8400	46.12	-15.02	31.10	46.00	-14.90	QP
3	491.7200	40.11	-8.18	31.93	46.00	-14.07	QP
4	564.4700	36.52	-5.54	30.98	46.00	-15.02	QP
5	828.3100	36.22	-0.95	35.27	46.00	-10.73	QP
6	995.1500	27.18	2.04	29.22	54.00	-24.78	QP

Produkte
 Products

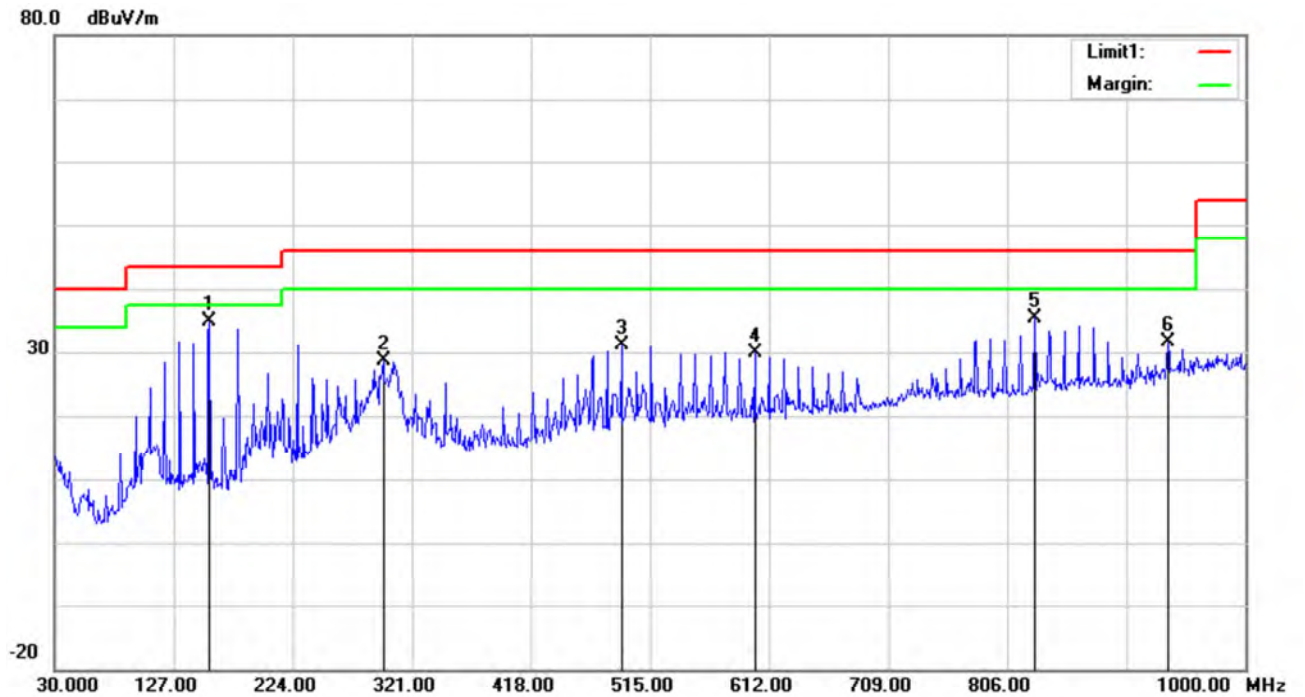
Mode:	GFSK_M CH	Ant.Polar.:	Horizontal
-------	-----------	-------------	------------



No.	Frequency (MHz)	Reading (dBuV)	Correct Factor(dB/m)	Result (dBuV/m)	Limit (dBuV/m)	Margin (dB)	Remark
1	179.3800	58.37	-20.02	38.35	43.50	-5.15	QP
2	311.3000	49.41	-14.40	35.01	46.00	-10.99	QP
3	491.7200	39.50	-8.18	31.32	46.00	-14.68	QP
4	733.2500	30.26	-2.35	27.91	46.00	-18.09	QP
5	839.9500	29.77	-0.34	29.43	46.00	-16.57	QP
6	939.8600	27.10	1.37	28.47	46.00	-17.53	QP

Produkte
 Products

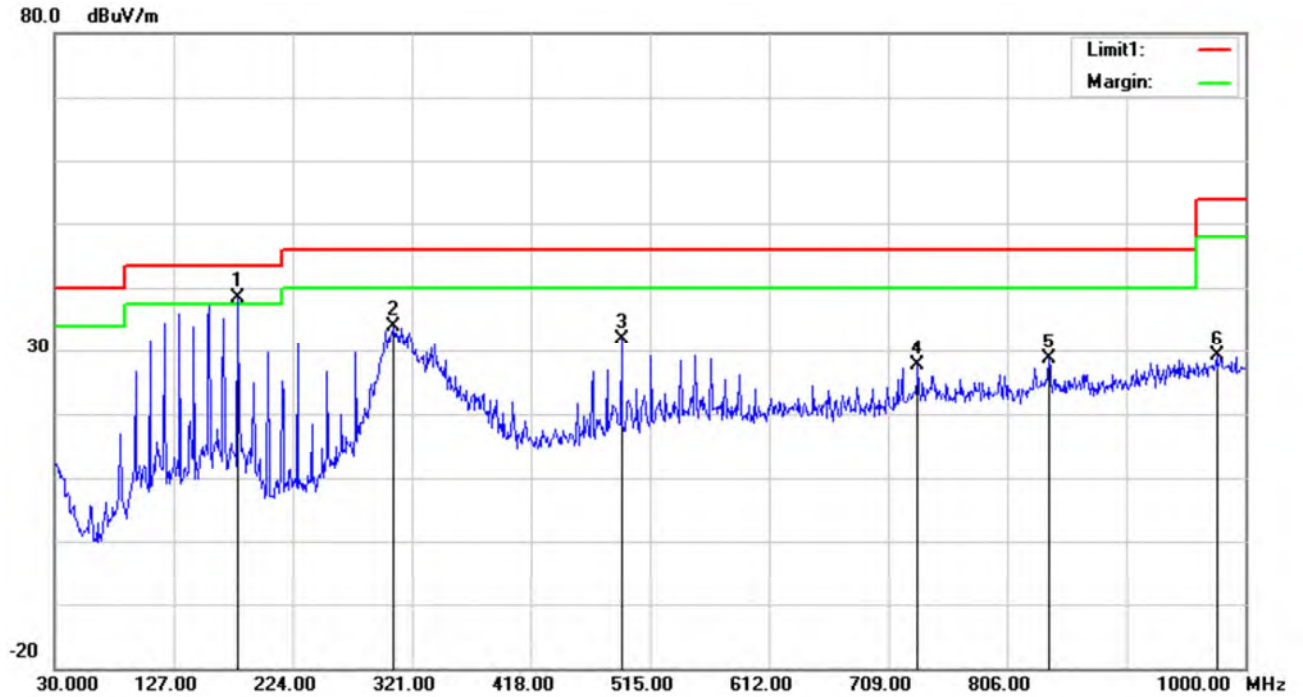
Mode:	GFSK_M CH	Ant.Polar.:	Vertical
-------	-----------	-------------	----------



No.	Frequency (MHz)	Reading (dBuV)	Correct Factor(dB/m)	Result (dBuV/m)	Limit (dBuV/m)	Margin (dB)	Remark
1	156.1000	53.44	-18.66	34.78	43.50	-8.72	QP
2	297.7200	43.62	-14.89	28.73	46.00	-17.27	QP
3	491.7200	39.39	-8.18	31.21	46.00	-14.79	QP
4	600.3600	35.80	-5.84	29.96	46.00	-16.04	QP
5	828.3100	36.33	-0.95	35.38	46.00	-10.62	QP
6	936.9500	30.51	1.13	31.64	46.00	-14.36	QP

Produkte
 Products

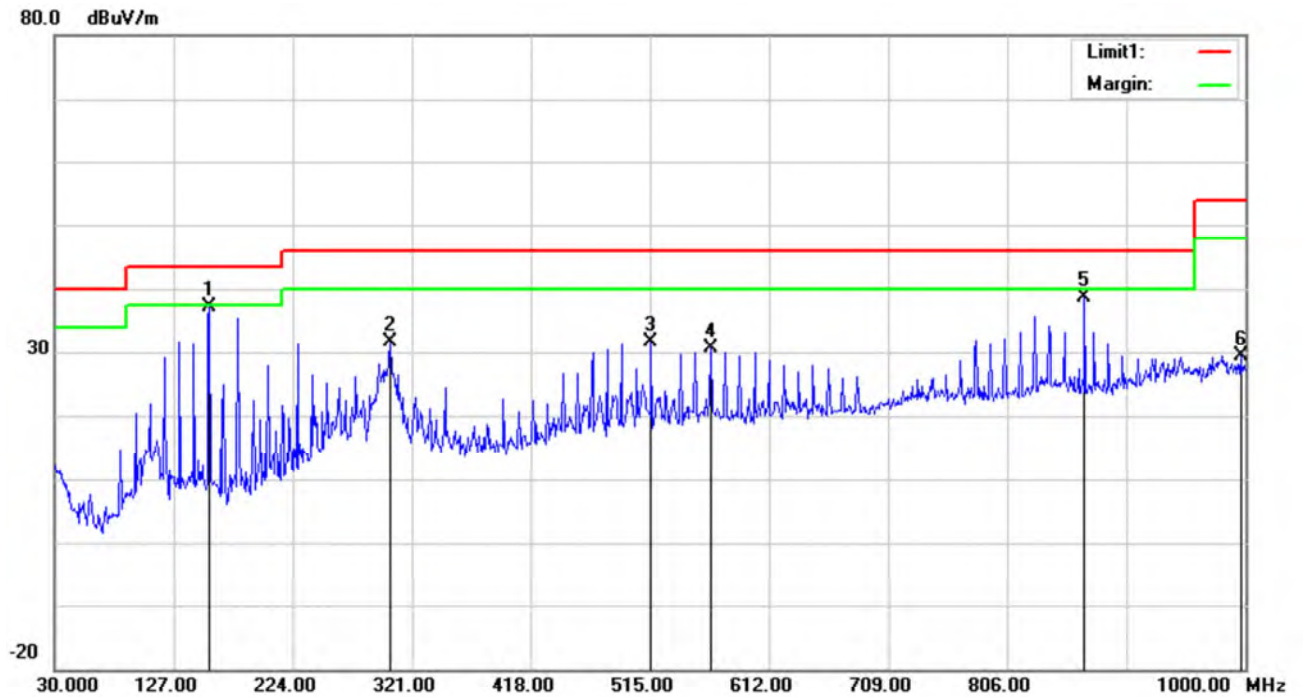
Mode:	GFSK_H CH	Ant.Polar.:	Horizontal
-------	-----------	-------------	------------



No.	Frequency (MHz)	Reading (dBuV)	Correct Factor(dB/m)	Result (dBuV/m)	Limit (dBuV/m)	Margin (dB)	Remark
1	179.3800	58.31	-20.02	38.29	43.50	-5.21	QP
2	306.4500	48.52	-14.58	33.94	46.00	-12.06	QP
3	491.7200	40.13	-8.18	31.95	46.00	-14.05	QP
4	733.2500	29.89	-2.35	27.54	46.00	-18.46	QP
5	839.9500	29.07	-0.34	28.73	46.00	-17.27	QP
6	976.7200	26.78	2.45	29.23	54.00	-24.77	QP

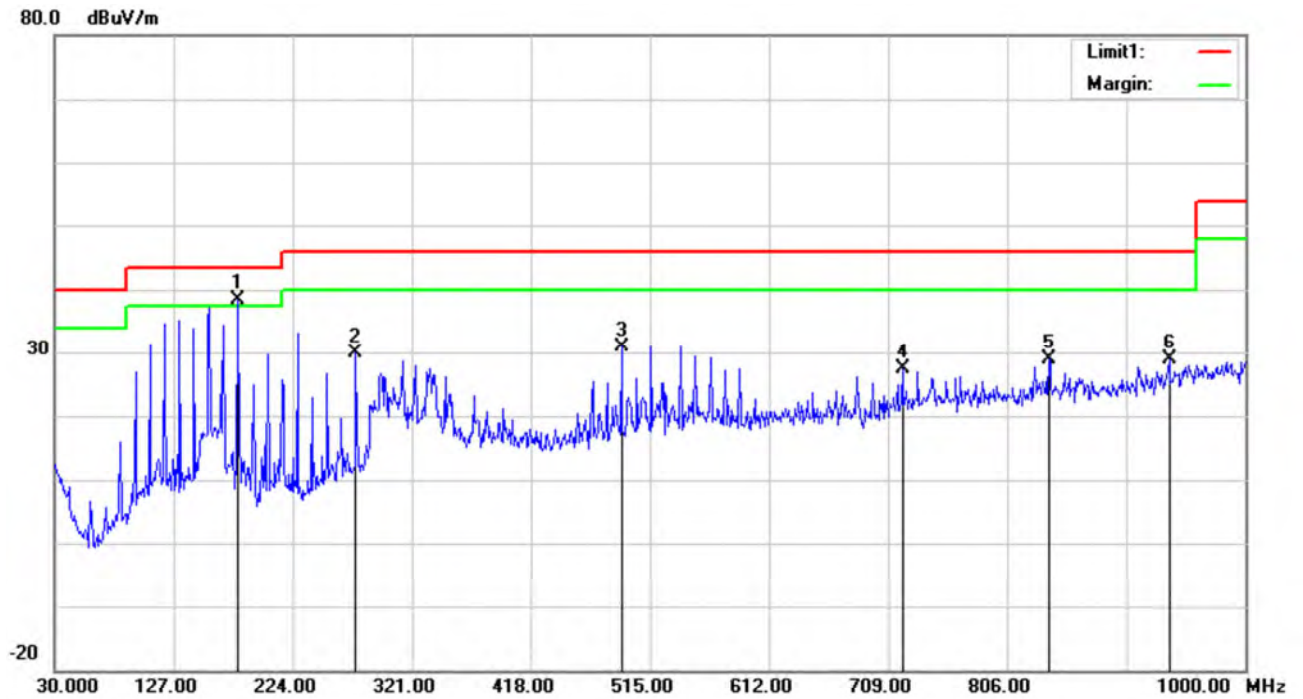
Produkte
 Products

Mode:	GFSK_H CH	Ant.Polar.:	Vertical
-------	-----------	-------------	----------



No.	Frequency (MHz)	Reading (dBuV)	Correct Factor(dB/m)	Result (dBuV/m)	Limit (dBuV/m)	Margin (dB)	Remark
1	156.1000	55.89	-18.66	37.23	43.50	-6.27	QP
2	303.5400	46.36	-14.69	31.67	46.00	-14.33	QP
3	515.9700	39.54	-7.87	31.67	46.00	-14.33	QP
4	564.4700	36.28	-5.54	30.74	46.00	-15.26	QP
5	869.0500	39.25	-0.52	38.73	46.00	-7.27	QP
6	996.1200	27.36	2.04	29.40	54.00	-24.60	QP

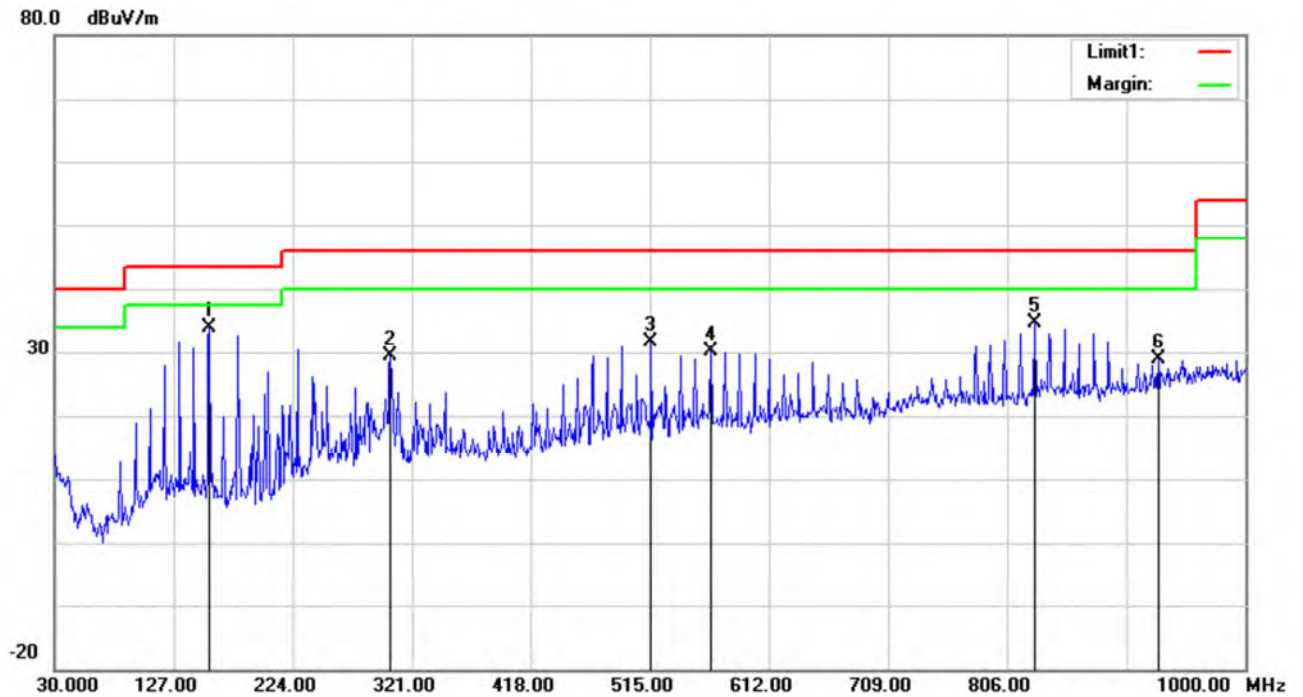
Mode: $\pi/4$ DQPSK_L CH Ant.Polar.: Horizontal



No.	Frequency (MHz)	Reading (dBuV)	Correct Factor(dB/m)	Result (dBuV/m)	Limit (dBuV/m)	Margin (dB)	Remark
1	179.3800	58.49	-20.02	38.47	43.50	-5.03	QP
2	275.4100	45.22	-15.46	29.76	46.00	-16.24	QP
3	491.7200	39.16	-8.18	30.98	46.00	-15.02	QP
4	720.6400	30.57	-3.20	27.37	46.00	-18.63	QP
5	839.9500	29.22	-0.34	28.88	46.00	-17.12	QP
6	937.9200	27.73	1.20	28.93	46.00	-17.07	QP

Produkte
 Products

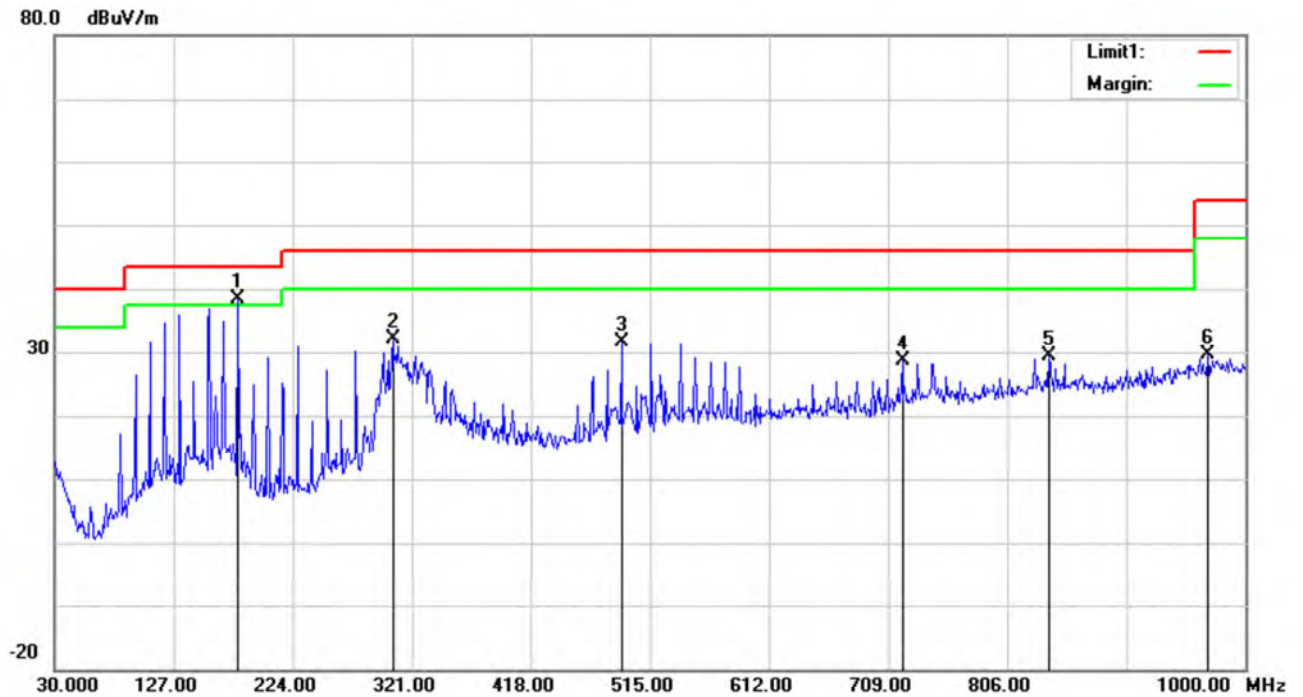
Mode: $\pi/4$ DQPSK_L CH Ant.Polar.: Vertical



No.	Frequency (MHz)	Reading (dBuV)	Correct Factor(dB/m)	Result (dBuV/m)	Limit (dBuV/m)	Margin (dB)	Remark
1	156.1000	52.60	-18.66	33.94	43.50	-9.56	QP
2	303.5400	44.16	-14.69	29.47	46.00	-16.53	QP
3	515.9700	39.55	-7.87	31.68	46.00	-14.32	QP
4	564.4700	35.65	-5.54	30.11	46.00	-15.89	QP
5	828.3100	35.69	-0.95	34.74	46.00	-11.26	QP
6	929.1900	28.34	0.50	28.84	46.00	-17.16	QP

Produkte
 Products

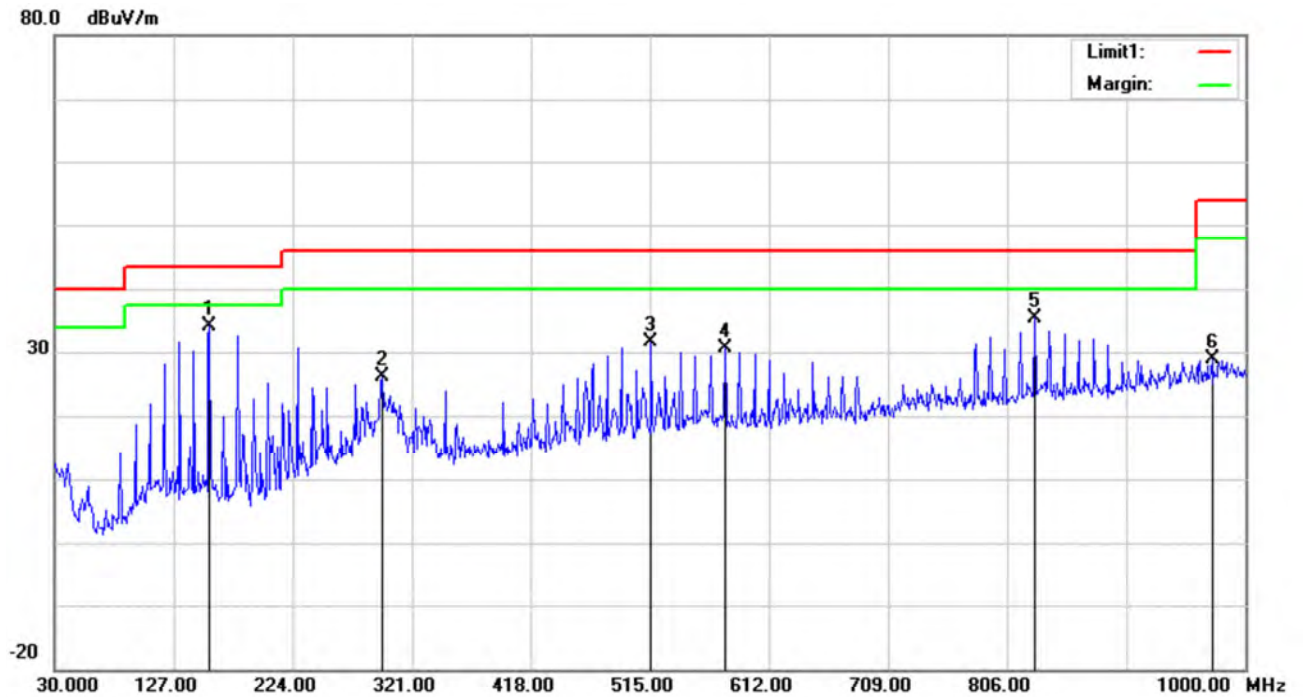
Mode: $\pi/4$ DQPSK_M CH Ant.Polar.: Horizontal



No.	Frequency (MHz)	Reading (dBuV)	Correct Factor(dB/m)	Result (dBuV/m)	Limit (dBuV/m)	Margin (dB)	Remark
1	179.3800	58.35	-20.02	38.33	43.50	-5.17	QP
2	305.4800	46.84	-14.62	32.22	46.00	-13.78	QP
3	491.7200	39.77	-8.18	31.59	46.00	-14.41	QP
4	720.6400	31.75	-3.20	28.55	46.00	-17.45	QP
5	839.9500	29.71	-0.34	29.37	46.00	-16.63	QP
6	969.9300	27.57	2.00	29.57	54.00	-24.43	QP

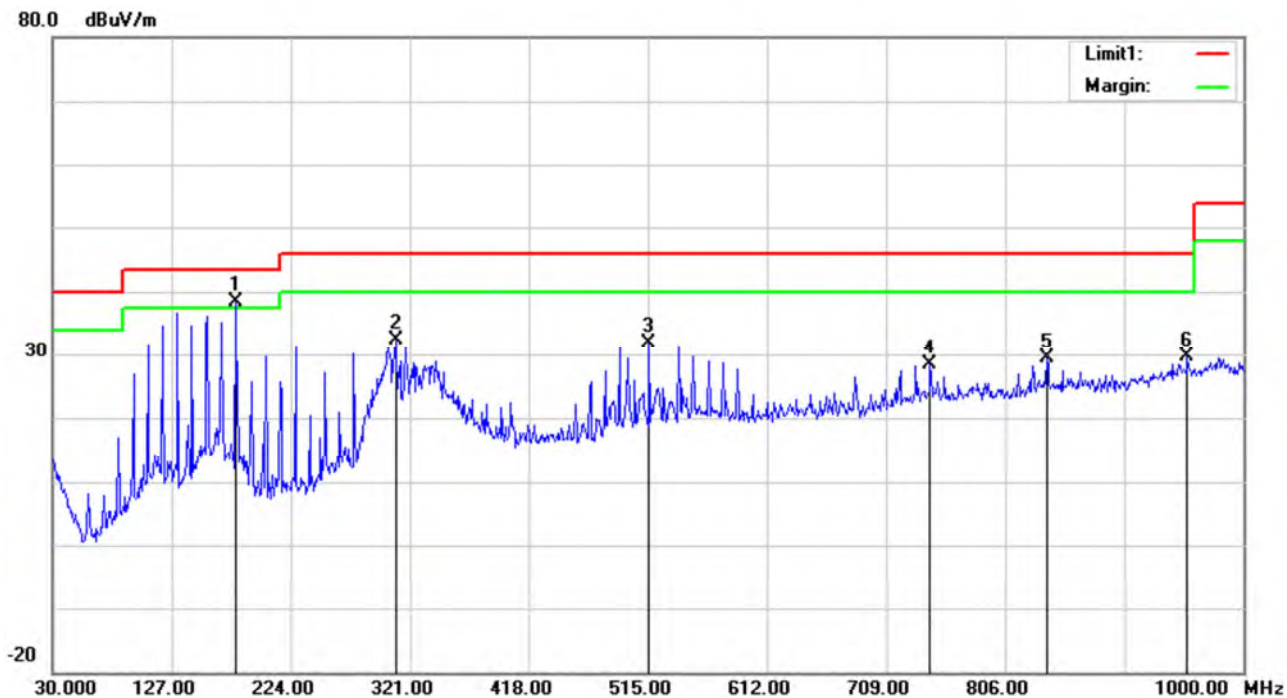
Produkte
 Products

Mode:	$\pi/4$ DQPSK_M CH	Ant.Polar.:	Vertical
-------	--------------------	-------------	----------



No.	Frequency (MHz)	Reading (dBuV)	Correct Factor(dB/m)	Result (dBuV/m)	Limit (dBuV/m)	Margin (dB)	Remark
1	156.1000	52.83	-18.66	34.17	43.50	-9.33	QP
2	296.7500	41.05	-14.92	26.13	46.00	-19.87	QP
3	515.9700	39.43	-7.87	31.56	46.00	-14.44	QP
4	576.1100	36.30	-5.70	30.60	46.00	-15.40	QP
5	828.3100	36.39	-0.95	35.44	46.00	-10.56	QP
6	972.8400	26.64	2.19	28.83	54.00	-25.17	QP

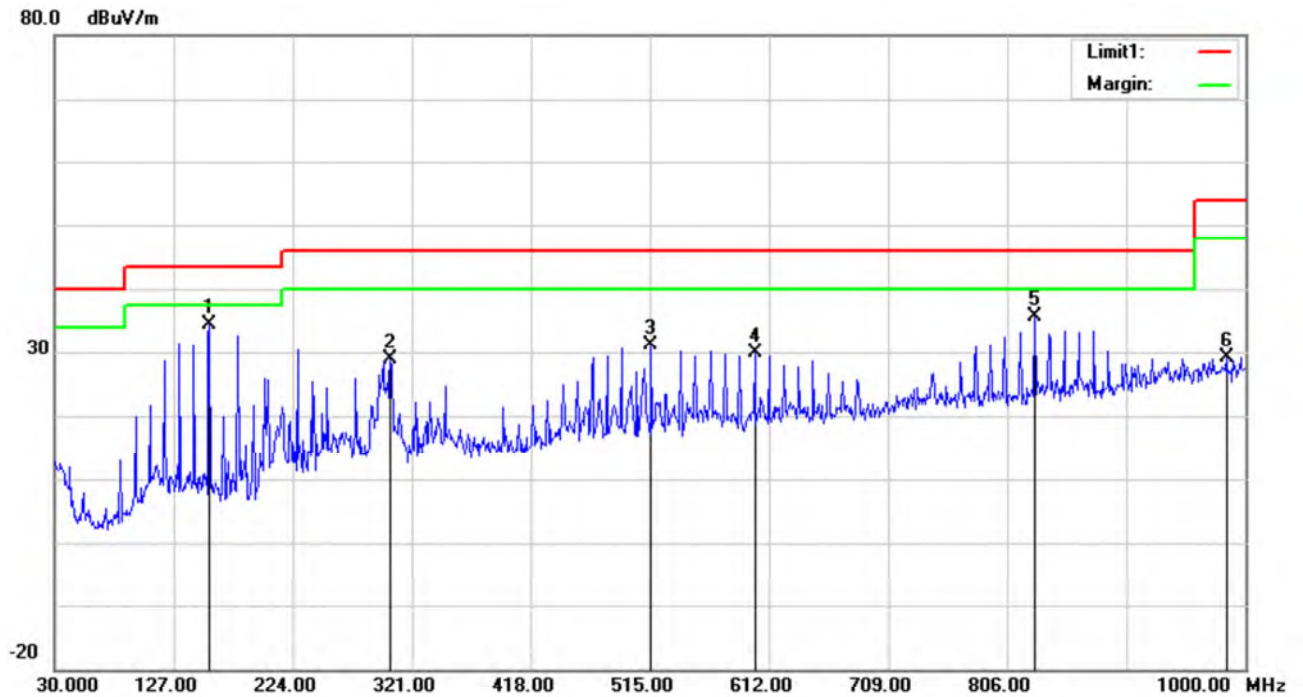
Mode: $\pi/4$ DQPSK_H CH Ant.Polar.: Horizontal



No.	Frequency (MHz)	Reading (dBuV)	Correct Factor(dB/m)	Result (dBuV/m)	Limit (dBuV/m)	Margin (dB)	Remark
1	179.3800	58.44	-20.02	38.42	43.50	-5.08	peak
2	309.3600	46.78	-14.48	32.30	46.00	-13.70	peak
3	515.9700	39.69	-7.87	31.82	46.00	-14.18	peak
4	744.8900	30.42	-2.13	28.29	46.00	-17.71	peak
5	839.9500	29.81	-0.34	29.47	46.00	-16.53	peak
6	954.4100	27.91	1.67	29.58	46.00	-16.42	peak

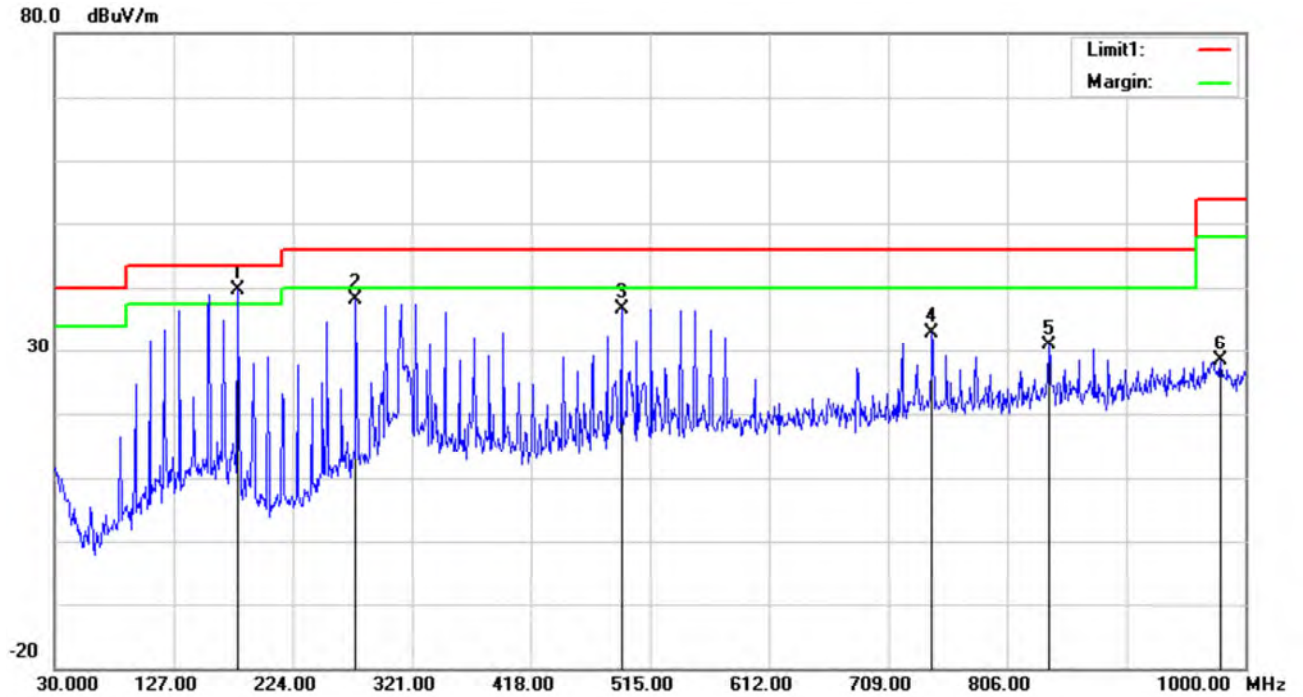
Produkte
 Products

Mode: $\pi/4$ DQPSK_H CH Ant.Polar.: Vertical



No.	Frequency (MHz)	Reading (dBuV)	Correct Factor(dB/m)	Result (dBuV/m)	Limit (dBuV/m)	Margin (dB)	Remark
1	156.1000	53.09	-18.66	34.43	43.50	-9.07	peak
2	303.5400	43.50	-14.69	28.81	46.00	-17.19	peak
3	515.9700	39.04	-7.87	31.17	46.00	-14.83	peak
4	600.3600	35.66	-5.84	29.82	46.00	-16.18	peak
5	828.3100	36.66	-0.95	35.71	46.00	-10.29	peak
6	984.4800	26.77	2.40	29.17	54.00	-24.83	peak

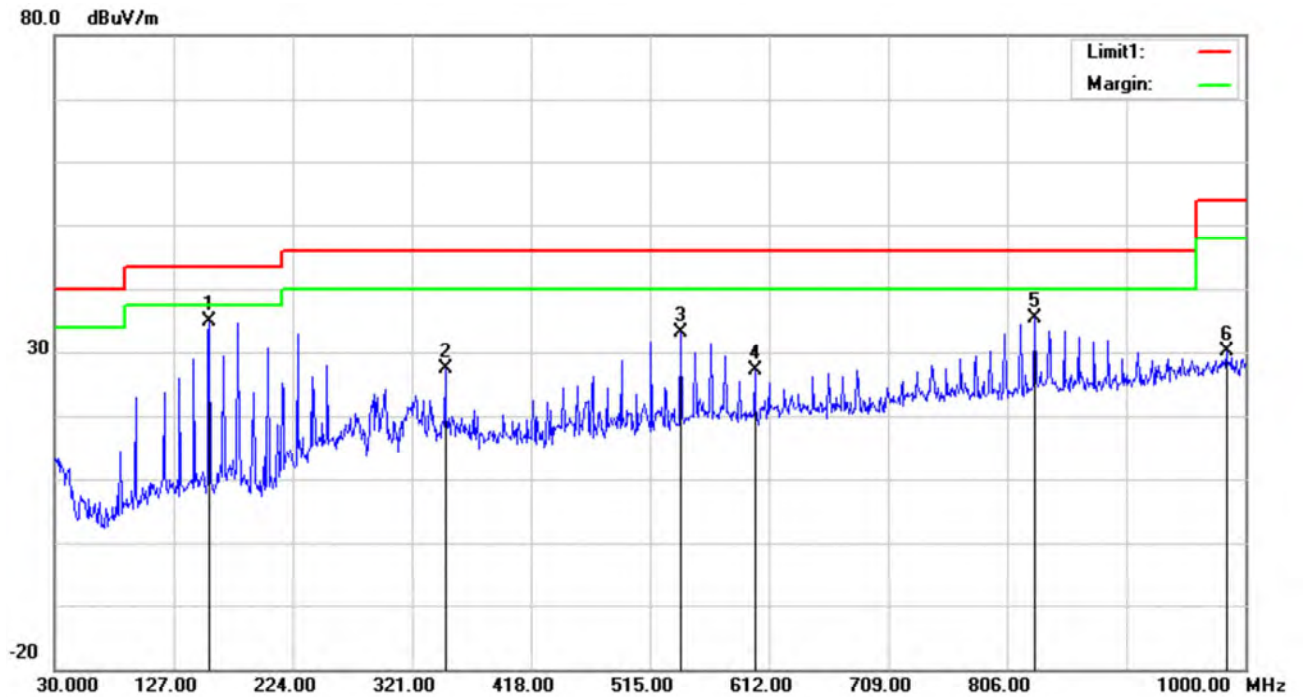
Mode:	8-DPSK_L CH	Ant.Polar.:	Horizontal
-------	-------------	-------------	------------



No.	Frequency (MHz)	Reading (dBuV)	Correct Factor(dB/m)	Result (dBuV/m)	Limit (dBuV/m)	Margin (dB)	Remark
1	179.3800	59.56	-20.02	39.54	43.50	-3.96	QP
2	275.4100	53.54	-15.46	38.08	46.00	-7.92	QP
3	491.7200	44.84	-8.18	36.66	46.00	-9.34	QP
4	744.8900	34.92	-2.13	32.79	46.00	-13.21	QP
5	839.9500	31.19	-0.34	30.85	46.00	-15.15	QP
6	979.6300	25.74	2.65	28.39	54.00	-25.61	QP

Produkte
 Products

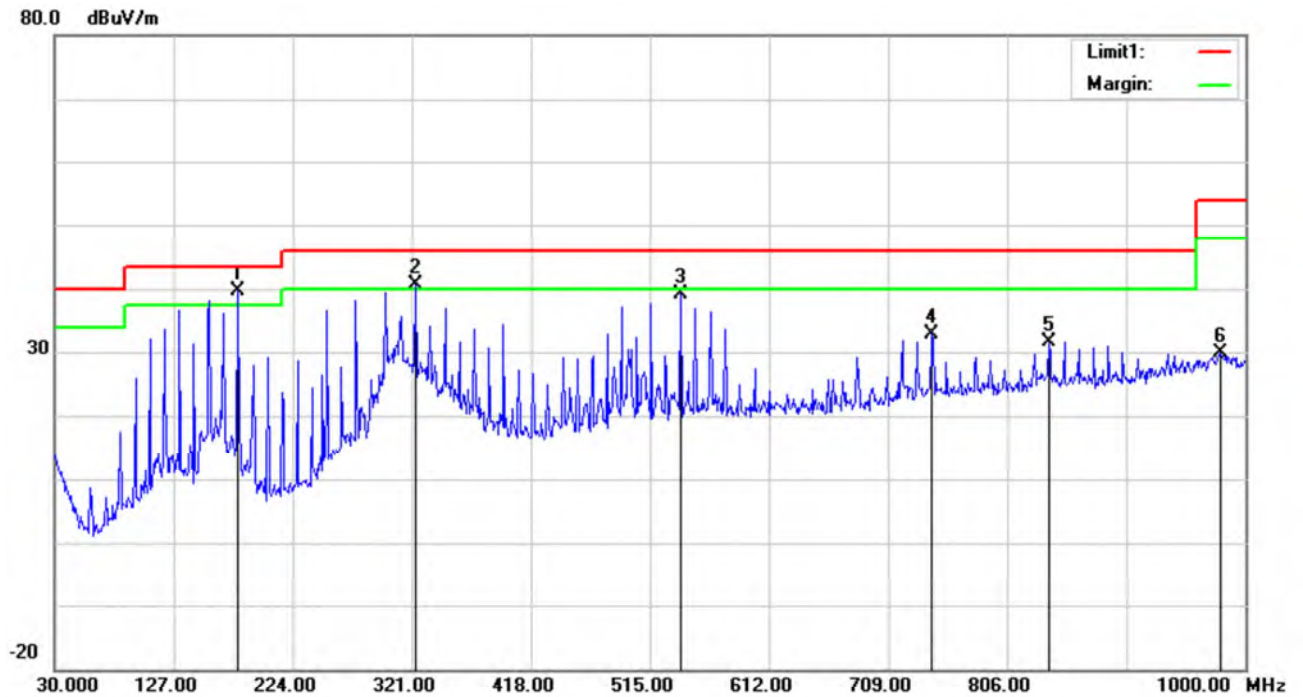
Mode:	8-DPSK_L CH	Ant.Polar.:	Vertical
-------	-------------	-------------	----------



No.	Frequency (MHz)	Reading (dBuV)	Correct Factor(dB/m)	Result (dBuV/m)	Limit (dBuV/m)	Margin (dB)	Remark
1	156.1000	53.51	-18.66	34.85	43.50	-8.65	QP
2	348.1600	40.58	-13.13	27.45	46.00	-18.55	QP
3	540.2200	40.04	-6.84	33.20	46.00	-12.80	QP
4	600.3600	33.05	-5.84	27.21	46.00	-18.79	QP
5	828.3100	36.21	-0.95	35.26	46.00	-10.74	QP
6	984.4800	27.76	2.40	30.16	54.00	-23.84	QP

Produkte
 Products

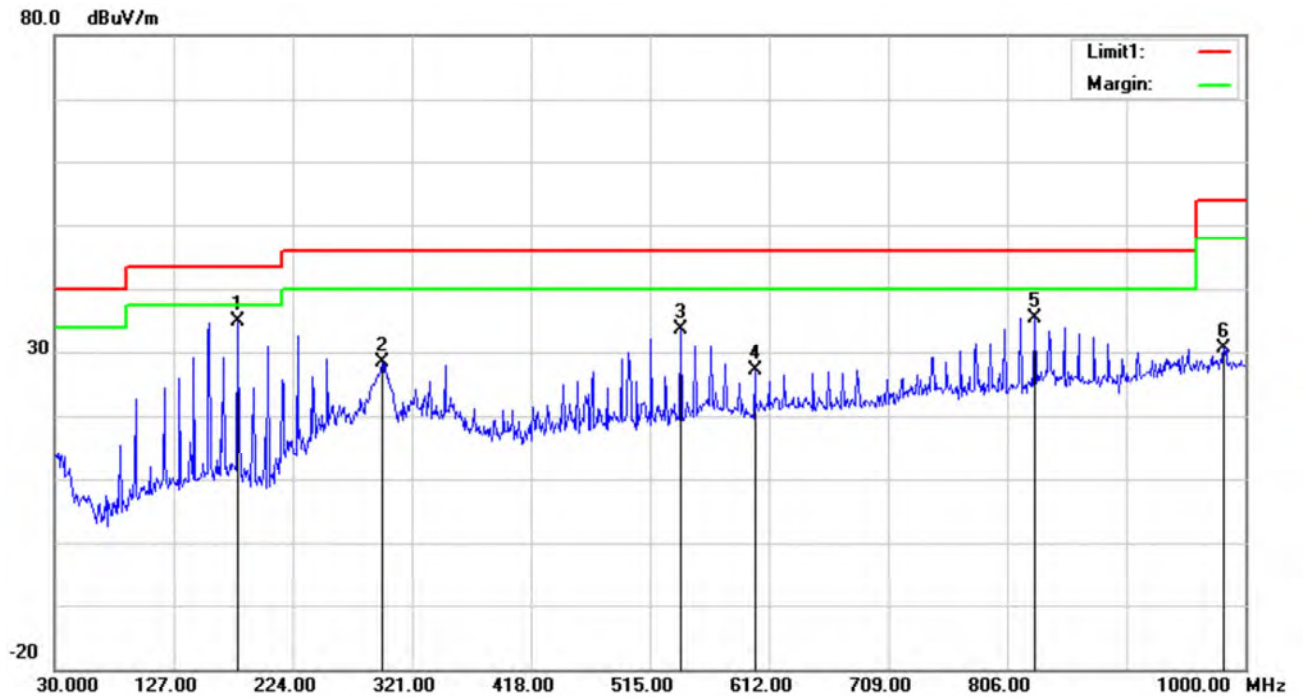
Mode:	8-DPSK_M CH	Ant.Polar.:	Horizontal
-------	-------------	-------------	------------



No.	Frequency (MHz)	Reading (dBuV)	Correct Factor(dB/m)	Result (dBuV/m)	Limit (dBuV/m)	Margin (dB)	Remark
1	179.3800	59.76	-20.02	39.74	43.50	-3.76	QP
2	323.9100	54.51	-13.88	40.63	46.00	-5.37	QP
3	540.2200	46.06	-6.84	39.22	46.00	-6.78	QP
4	744.8900	35.09	-2.13	32.96	46.00	-13.04	QP
5	839.9500	31.87	-0.34	31.53	46.00	-14.47	QP
6	979.6300	27.15	2.65	29.80	54.00	-24.20	QP

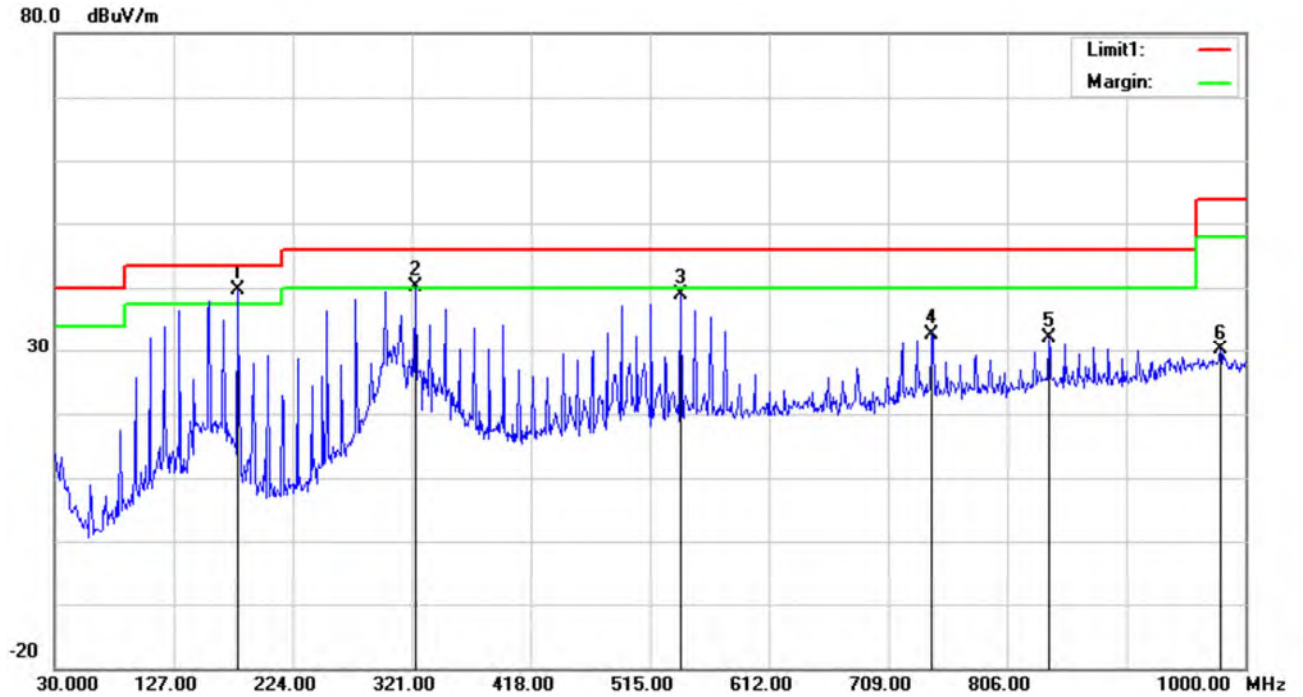
Produkte
 Products

Mode:	8-DPSK_M CH	Ant.Polar.:	Vertical
-------	-------------	-------------	----------



No.	Frequency (MHz)	Reading (dBuV)	Correct Factor(dB/m)	Result (dBuV/m)	Limit (dBuV/m)	Margin (dB)	Remark
1	179.3800	54.79	-20.02	34.77	43.50	-8.73	QP
2	296.7500	43.31	-14.92	28.39	46.00	-17.61	QP
3	540.2200	40.47	-6.84	33.63	46.00	-12.37	QP
4	600.3600	33.06	-5.84	27.22	46.00	-18.78	QP
5	828.3100	36.44	-0.95	35.49	46.00	-10.51	QP
6	982.5400	28.07	2.52	30.59	54.00	-23.41	QP

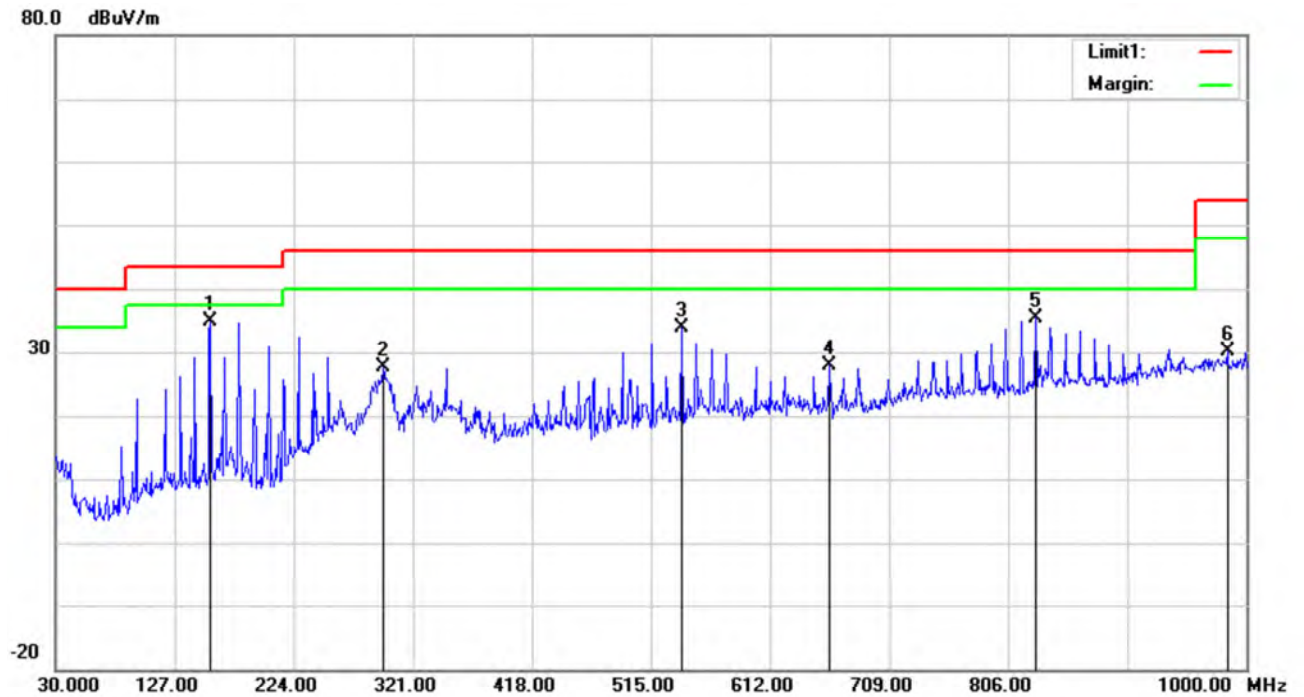
Mode: 8-DPSK_H CH Ant.Polar.: Horizontal



No.	Frequency (MHz)	Reading (dBuV)	Correct Factor(dB/m)	Result (dBuV/m)	Limit (dBuV/m)	Margin (dB)	Remark
1	179.3800	59.65	-20.02	39.63	43.50	-3.87	QP
2	323.9100	54.01	-13.88	40.13	46.00	-5.87	QP
3	540.2200	45.61	-6.84	38.77	46.00	-7.23	QP
4	744.8900	34.77	-2.13	32.64	46.00	-13.36	QP
5	839.9500	32.44	-0.34	32.10	46.00	-13.90	QP
6	979.6300	27.44	2.65	30.09	54.00	-23.91	QP

Produkte
 Products

Mode:	8-DPSK_H CH	Ant.Polar.:	Vertical
-------	-------------	-------------	----------



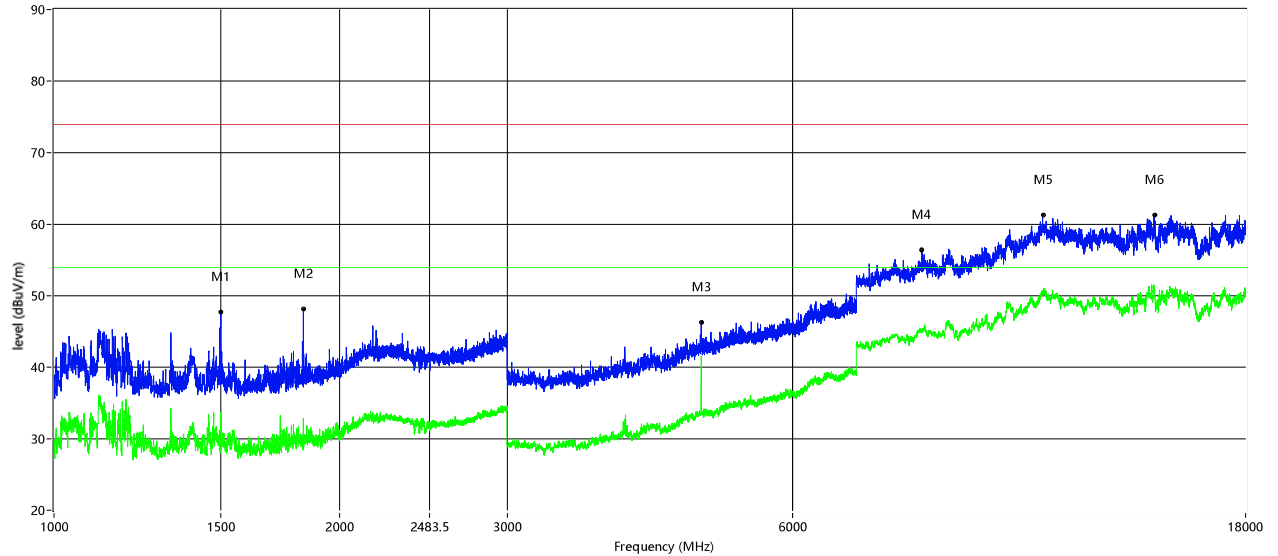
No.	Frequency (MHz)	Reading (dBuV)	Correct Factor(dB/m)	Result (dBuV/m)	Limit (dBuV/m)	Margin (dB)	Remark
1	156.1000	53.42	-18.66	34.76	43.50	-8.74	QP
2	296.7500	42.62	-14.92	27.70	46.00	-18.30	QP
3	540.2200	40.62	-6.84	33.78	46.00	-12.22	QP
4	660.5000	32.66	-4.80	27.86	46.00	-18.14	QP
5	828.3100	36.37	-0.95	35.42	46.00	-10.58	QP
6	984.4800	27.73	2.40	30.13	54.00	-23.87	QP

Produkte
 Products

1GHz - 18GHz

GFSK_L_CH

RE_FCC Test Case_FCC 15C 1GHz-18GHz

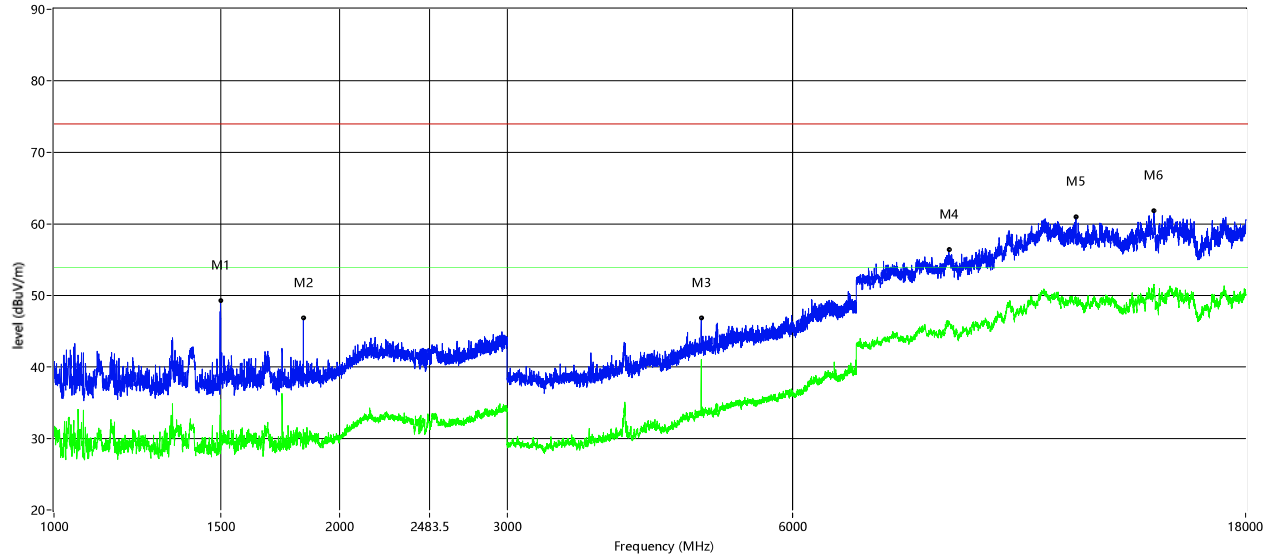


Frequency (MHz)	Peak Reading (dBuV/m)	Average Reading (dBuV/m)	Factor (dB)	Peak Level (dBuV/m)	Average Level (dBuV/m)	PK Limit (dBuV/m)	AV Limit (dBuV/m)	PK Over Limit (dB)	AV Over Limit (dB)	Min Margin (dB)	ANT
1498.5	48.33	34.30	-0.56	47.77	33.74	74.00	54.00	-26.23	-20.26	-20.26	Horizontal
1831	47.76	32.38	0.45	48.21	32.83	74.00	54.00	-25.79	-21.17	-21.17	Horizontal
4804	53.24	48.54	-6.96	46.28	41.58	74.00	54.00	-27.72	-12.42	-12.42	Horizontal
8207.25	52.24	40.60	4.2	56.44	44.80	74.00	54.00	-17.56	-9.20	-9.20	Horizontal
11001.25	51.14	40.12	10.21	61.35	50.33	74.00	54.00	-12.65	-3.67	-3.67	Horizontal
14419.5	50.03	40.27	11.19	61.22	51.46	74.00	54.00	-12.78	-2.54	-2.54	Horizontal

Produkte
 Products

GFSK_L_CH

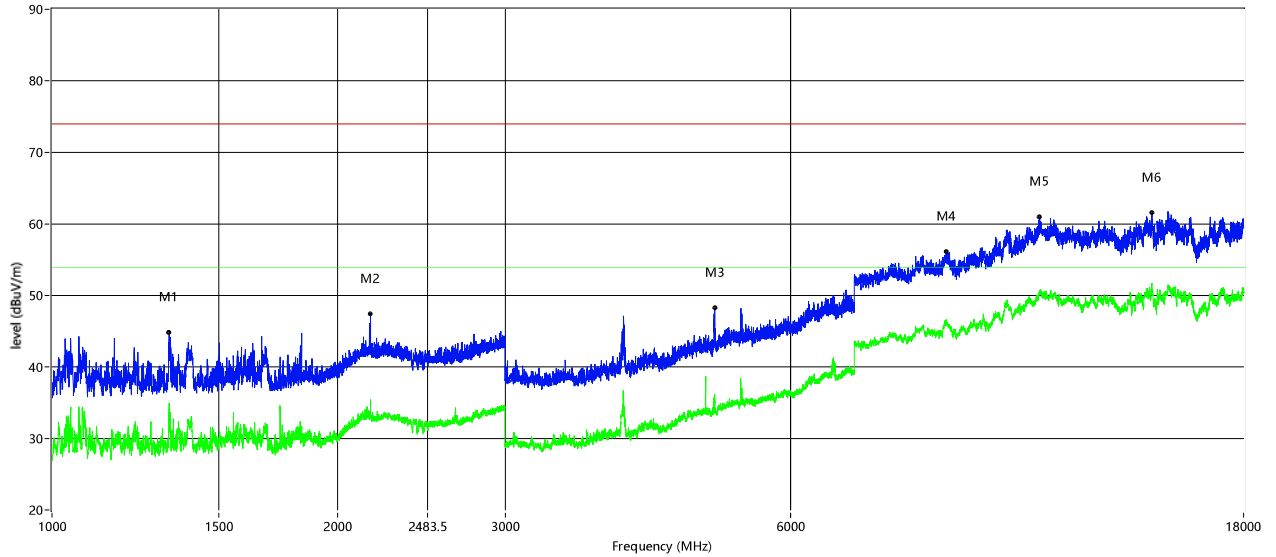
RE_FCC Test Case_FCC 15C 1GHz-18GHz



Frequency (MHz)	Peak Reading (dBuV/m)	Average Level (dBuV/m)	Factor (dB)	Peak Level (dBuV/m)	Average Level (dBuV/m)	PK Limit (dBuV/m)	AV Limit (dBuV/m)	PK Over Limit (dB)	AV Over Limit (dB)	Min Margin (dB)	ANT
1497.5	49.79	36.03	-0.56	49.23	35.47	74.00	54.00	-24.77	-18.53	-18.53	Vertical
1831	46.34	30.83	0.45	46.79	31.28	74.00	54.00	-27.21	-22.72	-22.72	Vertical
4804	53.87	48.02	-6.96	46.91	41.06	74.00	54.00	-27.09	-12.94	-12.94	Vertical
8757.25	51.44	41.16	4.98	56.42	46.14	74.00	54.00	-17.58	-7.86	-7.86	Vertical
11919.75	52.28	40.81	8.7	60.98	49.51	74.00	54.00	-13.02	-4.49	-4.49	Vertical
14411.25	50.58	40.22	11.29	61.87	51.51	74.00	54.00	-12.13	-2.49	-2.49	Vertical

GFSK_M_CH

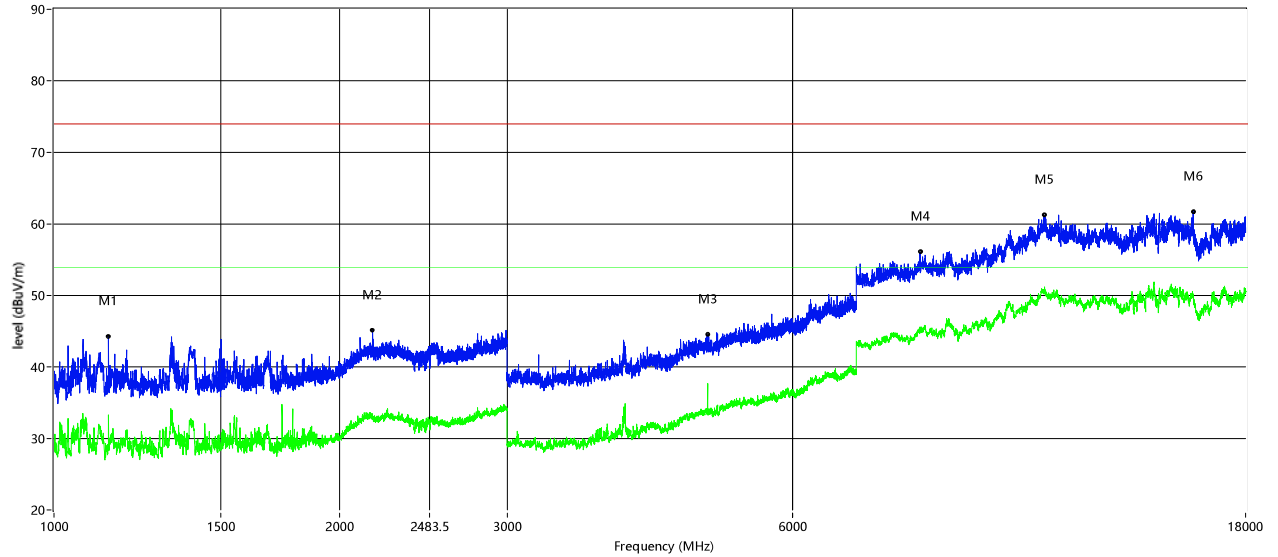
RE_FCC Test Case_FCC 15C 1GHz-18GHz



Frequency (MHz)	Peak Reading (dBuV/m)	Average Reading (dBuV/m)	Factor (dB)	Peak Level (dBuV/m)	Average Level (dBuV/m)	PK Limit (dBuV/m)	AV Limit (dBuV/m)	PK Over Limit (dB)	AV Over Limit (dB)	Min Margin (dB)	ANT
1328.5	45.77	35.80	-0.85	44.92	34.95	74.00	54.00	-29.08	-19.05	-19.05	Horizontal
2165	43.02	30.98	4.47	47.49	35.45	74.00	54.00	-26.51	-18.55	-18.55	Horizontal
4988	54.60	41.82	-6.38	48.22	35.44	74.00	54.00	-25.78	-18.56	-18.56	Horizontal
8746.25	51.08	41.11	5.02	56.10	46.13	74.00	54.00	-17.90	-7.87	-7.87	Horizontal
10968.25	51.04	40.57	9.98	61.02	50.55	74.00	54.00	-12.98	-3.45	-3.45	Horizontal
14411.25	50.29	40.43	11.29	61.58	51.72	74.00	54.00	-12.42	-2.28	-2.28	Horizontal

GFSK_M_CH

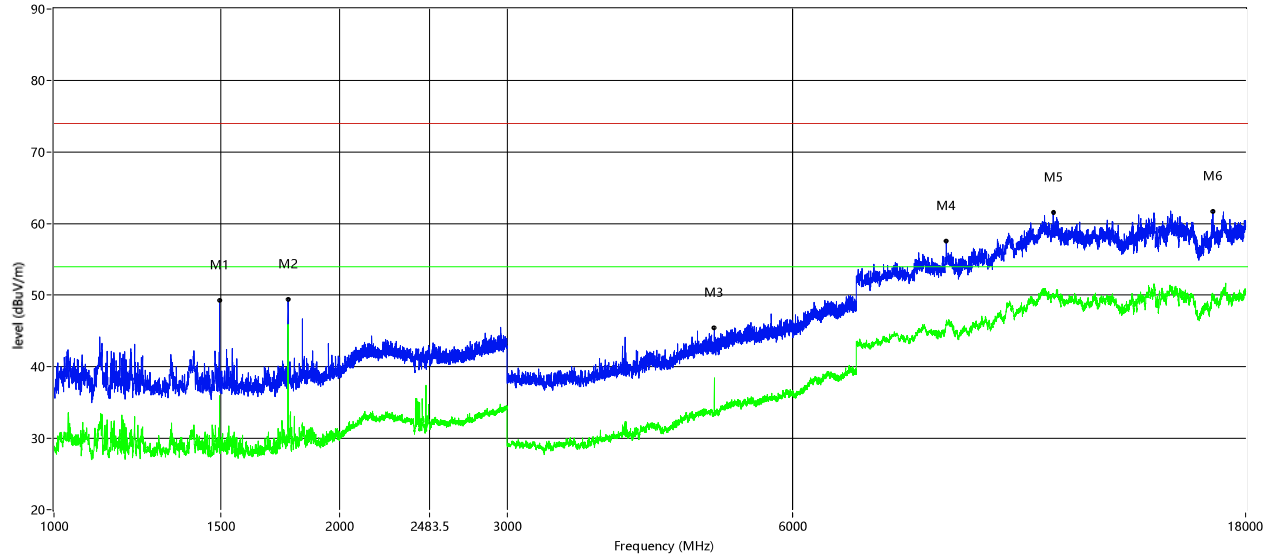
RE_FCC Test Case_FCC 15C 1GHz-18GHz



Frequency (MHz)	Peak Reading (dBuV/m)	Average Level (dBuV/m)	Factor (dB)	Peak Level (dBuV/m)	Average Level (dBuV/m)	PK Limit (dBuV/m)	AV Limit (dBuV/m)	PK Over Limit (dB)	AV Over Limit (dB)	Min Margin (dB)	ANT
1141.5	45.73	34.71	-1.4	44.33	33.31	74.00	54.00	-29.67	-20.69	-20.69	Vertical
2165.5	40.68	28.67	4.47	45.15	33.14	74.00	54.00	-28.85	-20.86	-20.86	Vertical
4880	51.05	44.24	-6.51	44.54	37.73	74.00	54.00	-29.46	-16.27	-16.27	Vertical
8168.75	51.89	41.46	4.19	56.08	45.65	74.00	54.00	-17.92	-8.35	-8.35	Vertical
11031.5	51.20	40.78	10.05	61.25	50.83	74.00	54.00	-12.75	-3.17	-3.17	Vertical
15852.25	52.81	41.28	8.95	61.76	50.23	74.00	54.00	-12.24	-3.77	-3.77	Vertical

GFSK_H_CH

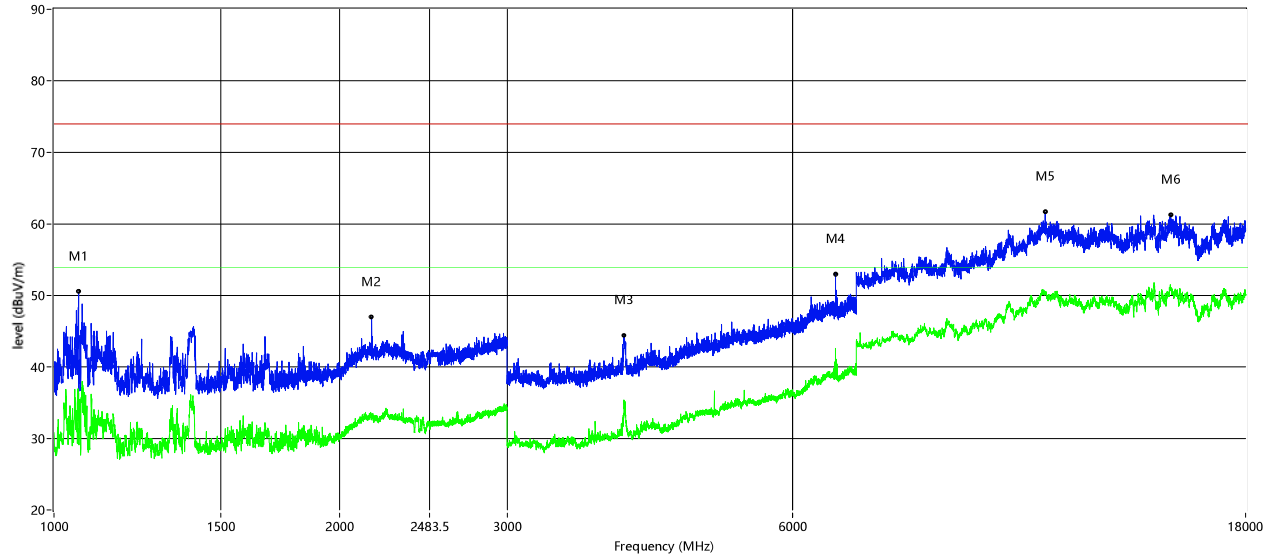
RE_FCC Test Case_FCC 15C 1GHz-18GHz



Frequency (MHz)	Peak Reading (dBuV/m)	Average Reading (dBuV/m)	Factor (dB)	Peak Level (dBuV/m)	Average Level (dBuV/m)	PK Limit (dBuV/m)	AV Limit (dBuV/m)	PK Over Limit (dB)	AV Over Limit (dB)	Min Margin (dB)	ANT
1494.5	49.91	36.48	-0.56	49.35	35.92	74.00	54.00	-24.65	-18.08	-18.08	Horizontal
1764	49.37	45.91	0.02	49.39	45.93	74.00	54.00	-24.61	-8.07	-8.07	Horizontal
4960	51.79	44.81	-6.38	45.41	38.43	74.00	54.00	-28.59	-15.57	-15.57	Horizontal
8705	52.37	41.21	5.14	57.51	46.35	74.00	54.00	-16.49	-7.65	-7.65	Horizontal
11279	52.09	40.13	9.54	61.63	49.67	74.00	54.00	-12.37	-4.33	-4.33	Horizontal
16625	51.70	39.64	10.06	61.76	49.70	74.00	54.00	-12.24	-4.30	-4.30	Horizontal

GFSK_H_CH

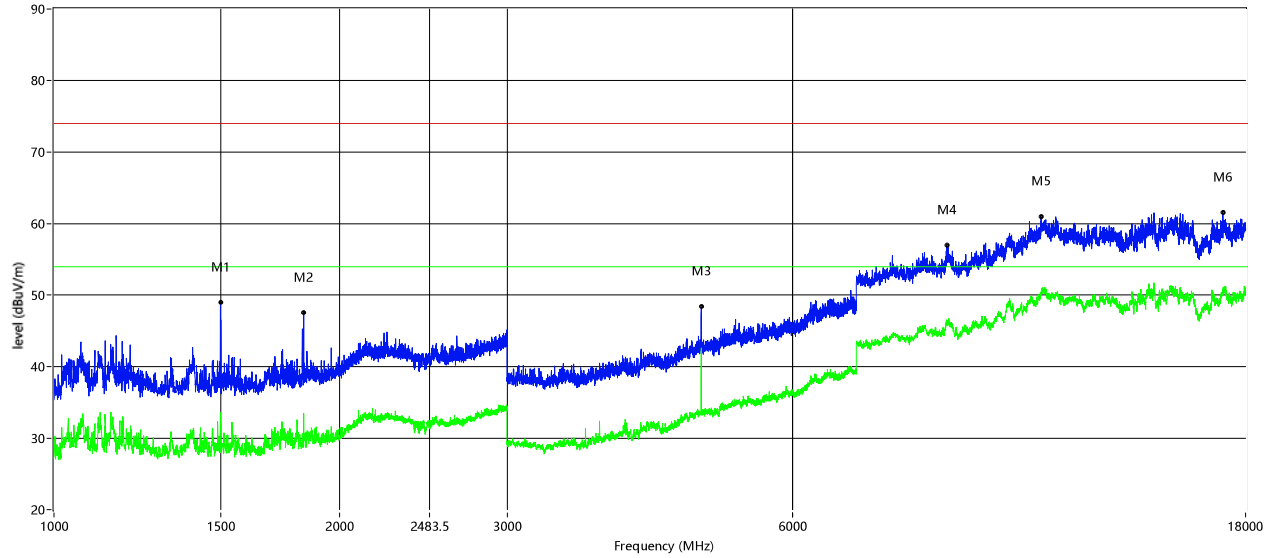
RE_FCC Test Case_FCC 15C 1GHz-18GHz



Frequency (MHz)	Peak Reading (dBuV/m)	Average Level (dBuV/m)	Factor (dB)	Peak Level (dBuV/m)	Average Level (dBuV/m)	PK Limit (dBuV/m)	AV Limit (dBuV/m)	PK Over Limit (dB)	AV Over Limit (dB)	Min Margin (dB)	ANT
1061.5	52.27	38.20	-1.75	50.52	36.45	74.00	54.00	-23.48	-17.55	-17.55	Vertical
2160.5	42.45	28.93	4.52	46.97	33.45	74.00	54.00	-27.03	-20.55	-20.55	Vertical
3984	54.64	45.71	-10.26	44.38	35.45	74.00	54.00	-29.62	-18.55	-18.55	Vertical
6654	53.44	43.04	-0.39	53.05	42.65	74.00	54.00	-20.95	-11.35	-11.35	Vertical
11061.75	51.76	40.36	9.89	61.65	50.25	74.00	54.00	-12.35	-3.75	-3.75	Vertical
15010.75	50.90	40.46	10.39	61.29	50.85	74.00	54.00	-12.71	-3.15	-3.15	Vertical

$\pi/4$ DQPSK _L_CH

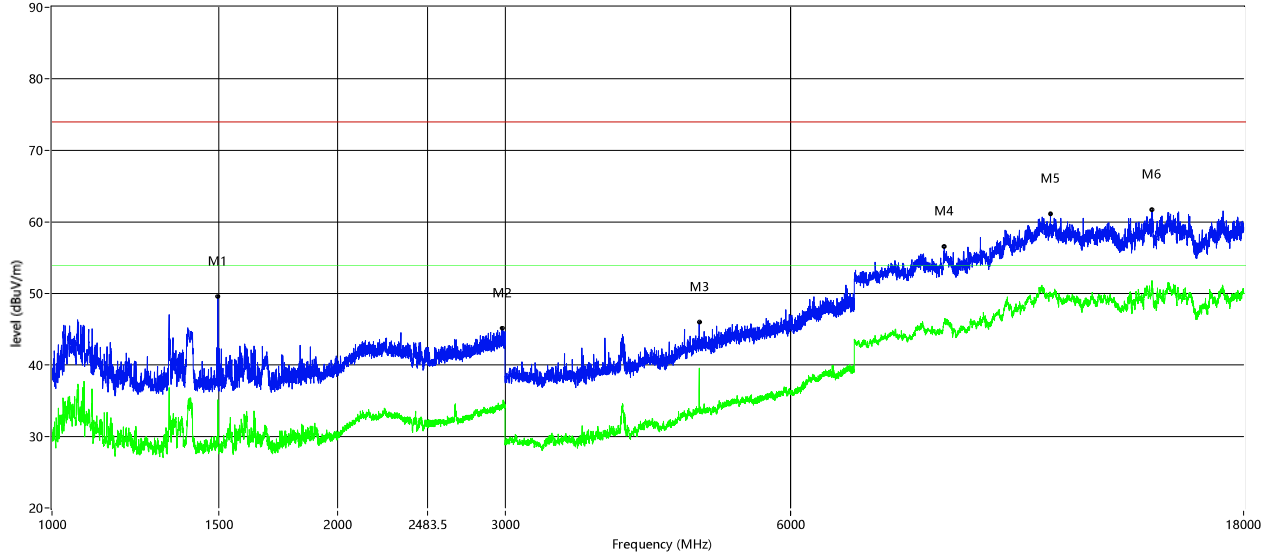
RE_FCC Test Case_FCC 15C 1GHz-18GHz



Frequency (MHz)	Peak Reading (dBuV/m)	Average Reading (dBuV/m)	Factor (dB)	Peak Level (dBuV/m)	Average Level (dBuV/m)	PK Limit (dBuV/m)	AV Limit (dBuV/m)	PK Over Limit (dB)	AV Over Limit (dB)	Min Margin (dB)	ANT
1497	49.49	34.10	-0.56	48.93	33.54	74.00	54.00	-25.07	-20.46	-20.46	Horizontal
1832.5	47.11	32.94	0.48	47.59	33.42	74.00	54.00	-26.41	-20.58	-20.58	Horizontal
4804	55.37	49.62	-6.96	48.41	42.66	74.00	54.00	-25.59	-11.34	-11.34	Horizontal
8716	51.85	41.02	5.11	56.96	46.13	74.00	54.00	-17.04	-7.87	-7.87	Horizontal
10957.25	51.13	40.31	9.89	61.02	50.20	74.00	54.00	-12.98	-3.80	-3.80	Horizontal
17037.5	51.52	40.53	10.03	61.55	50.56	74.00	54.00	-12.45	-3.44	-3.44	Horizontal

$\pi/4$ DQPSK _L_CH

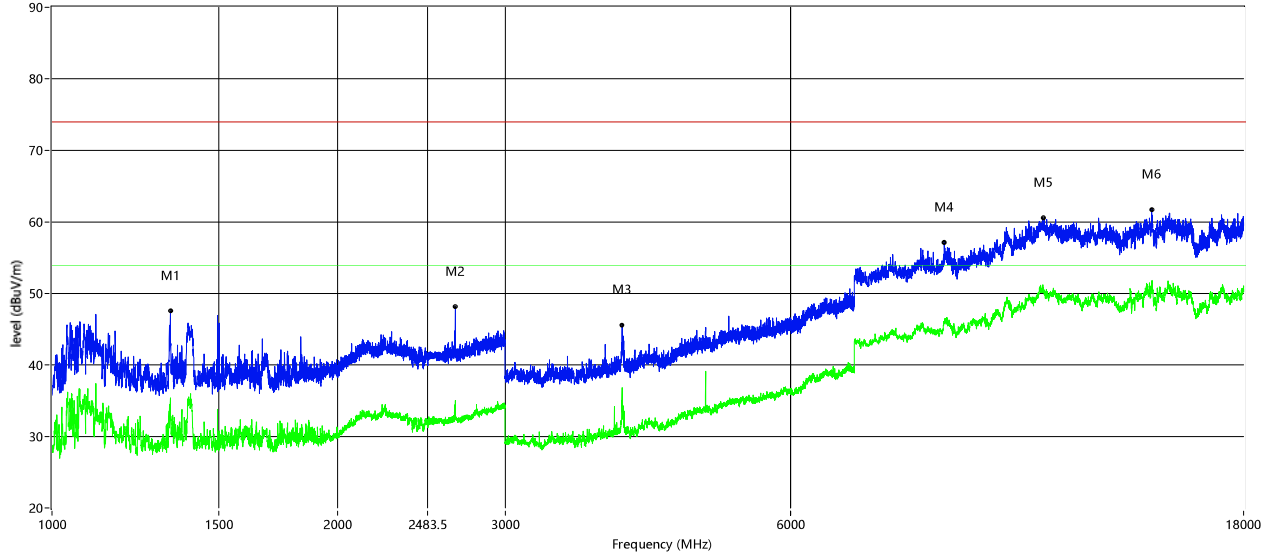
RE_FCC Test Case_FCC 15C 1GHz-18GHz



Frequency (MHz)	Peak Reading (dBuV/m)	Average Level (dBuV/m)	Factor (dB)	Peak Level (dBuV/m)	Average Level (dBuV/m)	PK Limit (dBuV/m)	AV Limit (dBuV/m)	PK Over Limit (dB)	AV Over Limit (dB)	Min Margin (dB)	ANT
1495.5	50.13	35.69	-0.56	49.57	35.13	74.00	54.00	-24.43	-18.87	-18.87	Vertical
2982	39.07	27.95	6.03	45.10	33.98	74.00	54.00	-28.90	-20.02	-20.02	Vertical
4804	52.95	46.58	-6.96	45.99	39.62	74.00	54.00	-28.01	-14.38	-14.38	Vertical
8702.25	51.39	40.91	5.15	56.54	46.06	74.00	54.00	-17.46	-7.94	-7.94	Vertical
11259.75	51.65	40.16	9.56	61.21	49.72	74.00	54.00	-12.79	-4.28	-4.28	Vertical
14411.25	50.38	40.14	11.29	61.67	51.43	74.00	54.00	-12.33	-2.57	-2.57	Vertical

$\pi/4$ DQPSK _M_CH

RE_FCC Test Case_FCC 15C 1GHz-18GHz

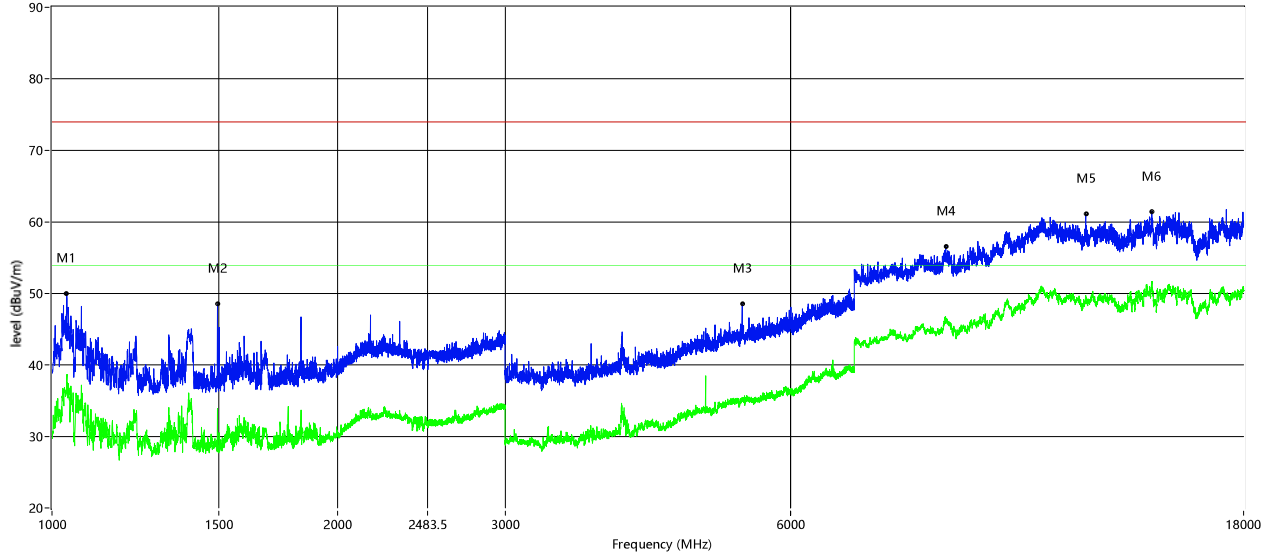


Frequency (MHz)	Peak Reading (dBuV/m)	Average Reading (dBuV/m)	Factor (dB)	Peak Level (dBuV/m)	Average Level (dBuV/m)	PK Limit (dBuV/m)	AV Limit (dBuV/m)	PK Over Limit (dB)	AV Over Limit (dB)	Min Margin (dB)	ANT
1332	48.40	36.30	-0.84	47.56	35.46	74.00	54.00	-26.44	-18.54	-18.54	Horizontal
2659	43.65	30.55	4.51	48.16	35.06	74.00	54.00	-25.84	-18.94	-18.94	Horizontal
3985	55.87	47.11	-10.25	45.62	36.86	74.00	54.00	-28.38	-17.14	-17.14	Horizontal
8705	52.06	40.65	5.14	57.20	45.79	74.00	54.00	-16.80	-8.21	-8.21	Horizontal
11059	50.66	41.30	9.9	60.56	51.20	74.00	54.00	-13.44	-2.80	-2.80	Horizontal
14400.25	50.37	39.89	11.42	61.79	51.31	74.00	54.00	-12.21	-2.69	-2.69	Horizontal

Produkte
 Products

$\pi/4$ DQPSK _M_CH

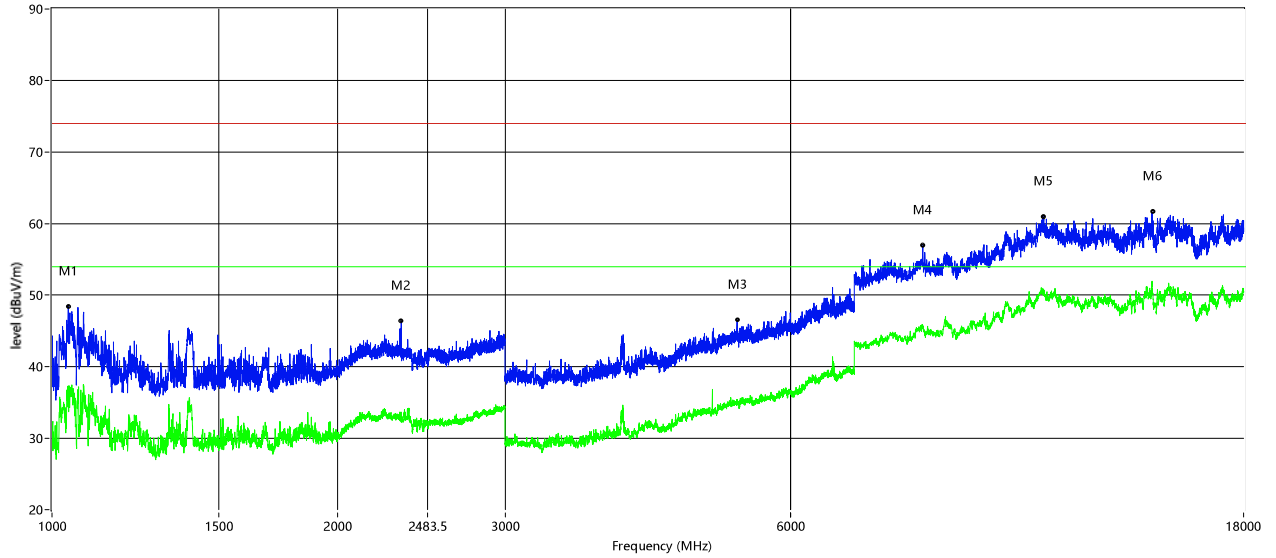
RE_FCC Test Case_FCC 15C 1GHz-18GHz



Frequency (MHz)	Peak Reading (dBuV/m)	Average Level (dBuV/m)	Factor (dB)	Peak Level (dBuV/m)	Average Level (dBuV/m)	PK Limit (dBuV/m)	AV Limit (dBuV/m)	PK Over Limit (dB)	AV Over Limit (dB)	Min Margin (dB)	ANT
1036.5	51.80	39.67	-1.86	49.94	37.81	74.00	54.00	-24.06	-16.19	-16.19	Vertical
1493.5	49.08	34.49	-0.56	48.52	33.93	74.00	54.00	-25.48	-20.07	-20.07	Vertical
5332	53.53	40.42	-4.93	48.60	35.49	74.00	54.00	-25.40	-18.51	-18.51	Vertical
8735.25	51.58	41.10	5.05	56.63	46.15	74.00	54.00	-17.37	-7.85	-7.85	Vertical
12274.5	52.07	40.17	9.03	61.10	49.20	74.00	54.00	-12.90	-4.80	-4.80	Vertical
14408.5	50.16	40.20	11.32	61.48	51.52	74.00	54.00	-12.52	-2.48	-2.48	Vertical

$\pi/4$ DQPSK_H_CH

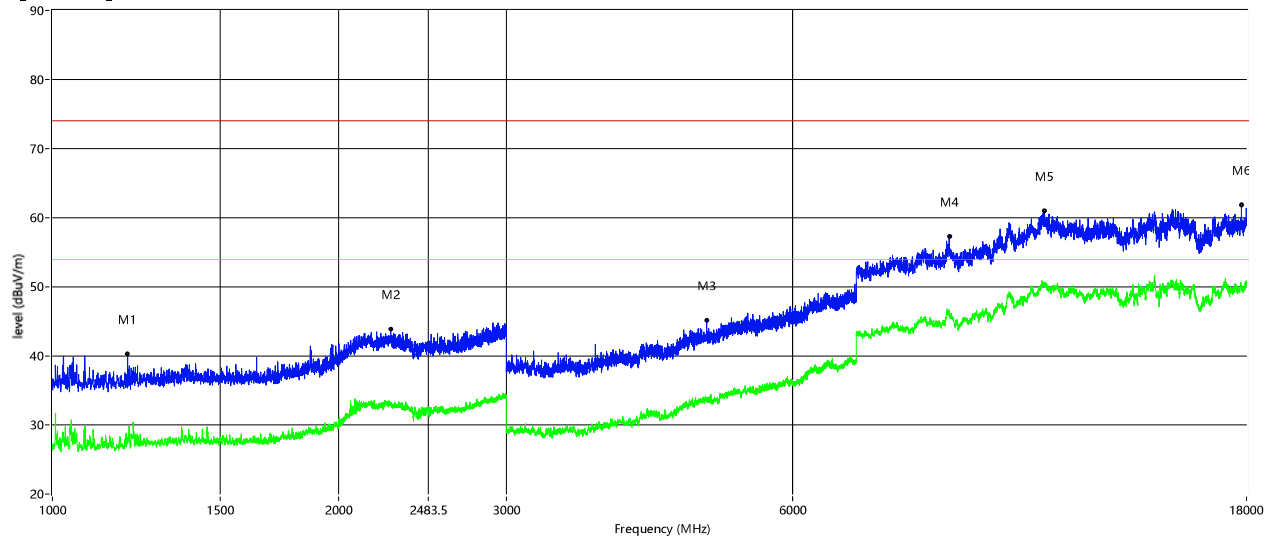
RE_FCC Test Case_FCC 15C 1GHz-18GHz



Frequency (MHz)	Peak Reading (dBuV/m)	Average Reading (dBuV/m)	Factor (dB)	Peak Level (dBuV/m)	Average Level (dBuV/m)	PK Limit (dBuV/m)	AV Limit (dBuV/m)	PK Over Limit (dB)	AV Over Limit (dB)	Min Margin (dB)	ANT
1038.5	47.36	39.05	-1.86	45.50	37.19	74.00	54.00	-28.50	-16.81	-16.81	Horizontal
2332	42.00	29.21	4.46	46.46	33.67	74.00	54.00	-27.54	-20.33	-20.33	Horizontal
5265	51.52	40.41	-4.96	46.56	35.45	74.00	54.00	-27.44	-18.55	-18.55	Horizontal
8262.25	52.72	41.56	4.22	56.94	45.78	74.00	54.00	-17.06	-8.22	-8.22	Horizontal
11064.5	51.16	41.04	9.87	61.03	50.91	74.00	54.00	-12.97	-3.09	-3.09	Horizontal
14416.75	50.42	40.19	11.23	61.65	51.42	74.00	54.00	-12.35	-2.58	-2.58	Horizontal

$\pi/4$ DQPSK _H_CH

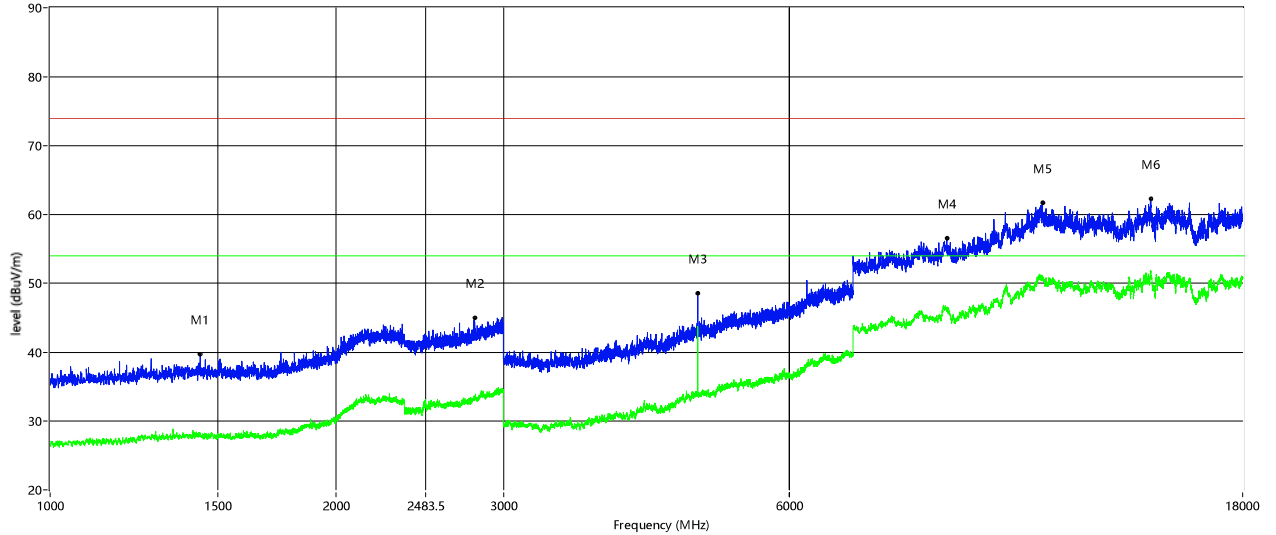
RE_FCC Test Case_FCC 15C 1GHz-18GHz



Frequency (MHz)	Peak Reading (dBuV/m)	Average Level (dBuV/m)	Factor (dB)	Peak Level (dBuV/m)	Average Level (dBuV/m)	PK Limit (dBuV/m)	AV Limit (dBuV/m)	PK Over Limit (dB)	AV Over Limit (dB)	Min Margin(dB)	ANT
1199.5	41.49	29.37	-1.21	40.28	28.16	74.00	54.00	-33.72	-25.84	-25.84	Vertical
2268	39.17	28.59	4.62	43.79	33.21	74.00	54.00	-30.21	-20.79	-20.79	Vertical
4872	51.76	40.58	-6.56	45.20	34.02	74.00	54.00	-28.80	-19.98	-19.98	Vertical
8760.001	52.38	41.69	4.97	57.35	46.66	74.00	54.00	-16.65	-7.34	-7.34	Vertical
11039.75	50.97	40.30	10.01	60.98	50.31	74.00	54.00	-13.02	-3.69	-3.69	Vertical
17785.5	51.72	40.05	10.11	61.83	50.16	74.00	54.00	-12.17	-3.84	-3.84	Vertical

8-DPSK _L_CH

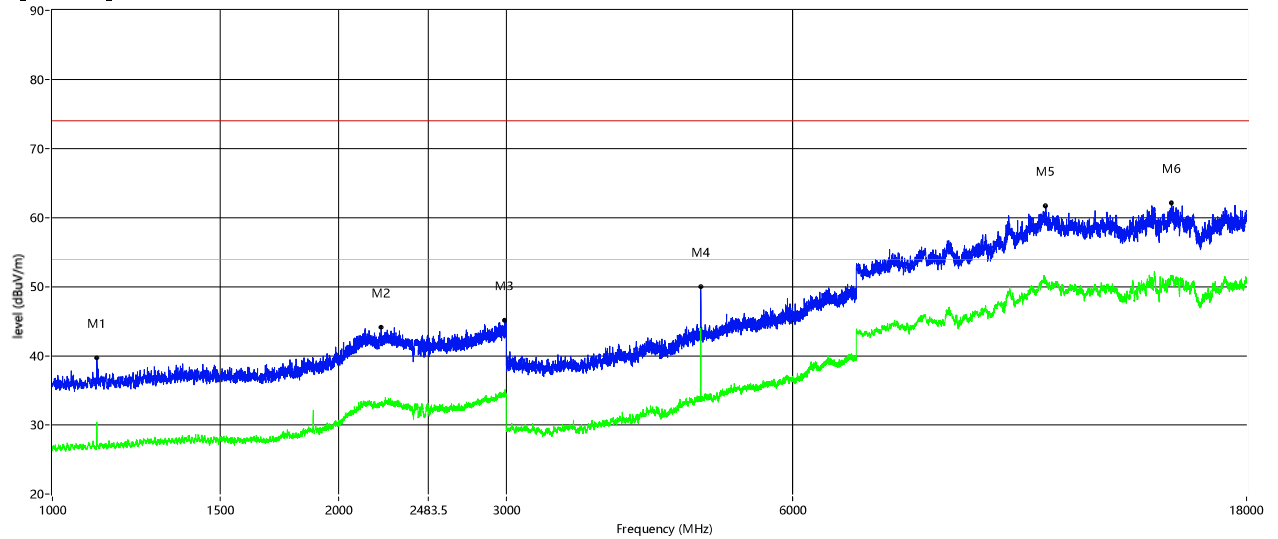
RE_FCC Test Case_FCC 15C 1GHz-18GHz



Frequency (MHz)	Peak Reading (dBuV/m)	Average Reading (dBuV/m)	Factor (dB)	Peak Level (dBuV/m)	Average Level (dBuV/m)	PK Limit (dBuV/m)	AV Limit (dBuV/m)	PK Over Limit (dB)	AV Over Limit (dB)	Min Margin (dB)	ANT
1438	40.34	28.57	-0.6	39.74	27.97	74.00	54.00	-34.26	-26.03	-26.03	Horizontal
2796.5	39.70	28.03	5.25	44.95	33.28	74.00	54.00	-29.05	-20.72	-20.72	Horizontal
4804	55.59	49.15	-6.96	48.63	42.19	74.00	54.00	-25.37	-11.81	-11.81	Horizontal
8784.75	51.71	41.03	4.9	56.61	45.93	74.00	54.00	-17.39	-8.07	-8.07	Horizontal
11075.5	51.92	40.89	9.81	61.73	50.70	74.00	54.00	-12.27	-3.30	-3.30	Horizontal
14397.5	50.81	40.23	11.41	62.22	51.64	74.00	54.00	-11.78	-2.36	-2.36	Horizontal

8-DPSK _L_CH

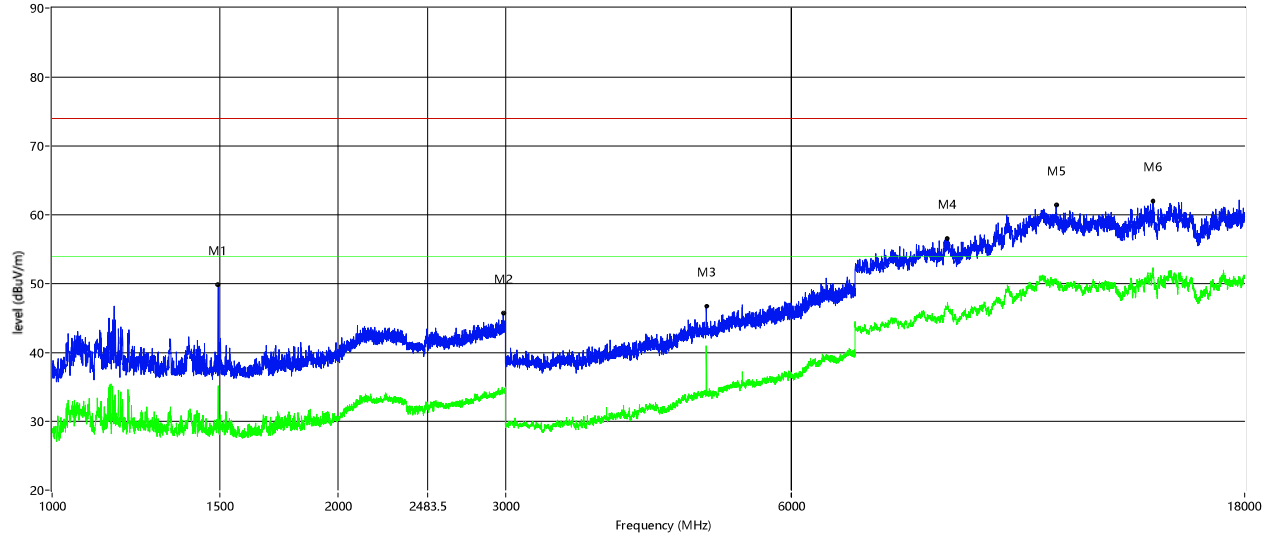
RE_FCC Test Case_FCC 15C 1GHz-18GHz



Frequency (MHz)	Peak Reading (dBuV/m)	Average Level (dBuV/m)	Factor (dB)	Peak Level (dBuV/m)	Average Level (dBuV/m)	PK Limit (dBuV/m)	AV Limit (dBuV/m)	PK Over Limit (dB)	AV Over Limit (dB)	Min Margin (dB)	ANT
1114	41.15	31.80	-1.46	39.69	30.34	74.00	54.00	-34.31	-23.66	-23.66	Vertical
2216	39.87	28.69	4.27	44.14	32.96	74.00	54.00	-29.86	-21.04	-21.04	Vertical
2989.5	39.10	28.22	6.06	45.16	34.28	74.00	54.00	-28.84	-19.72	-19.72	Vertical
4804	56.96	50.90	-6.96	50.00	43.94	74.00	54.00	-24.00	-10.06	-10.06	Vertical
11064.5	51.80	41.04	9.87	61.67	50.91	74.00	54.00	-12.33	-3.09	-3.09	Vertical
15016.25	51.72	40.69	10.38	62.10	51.07	74.00	54.00	-11.90	-2.93	-2.93	Vertical

8-DPSK _M_CH

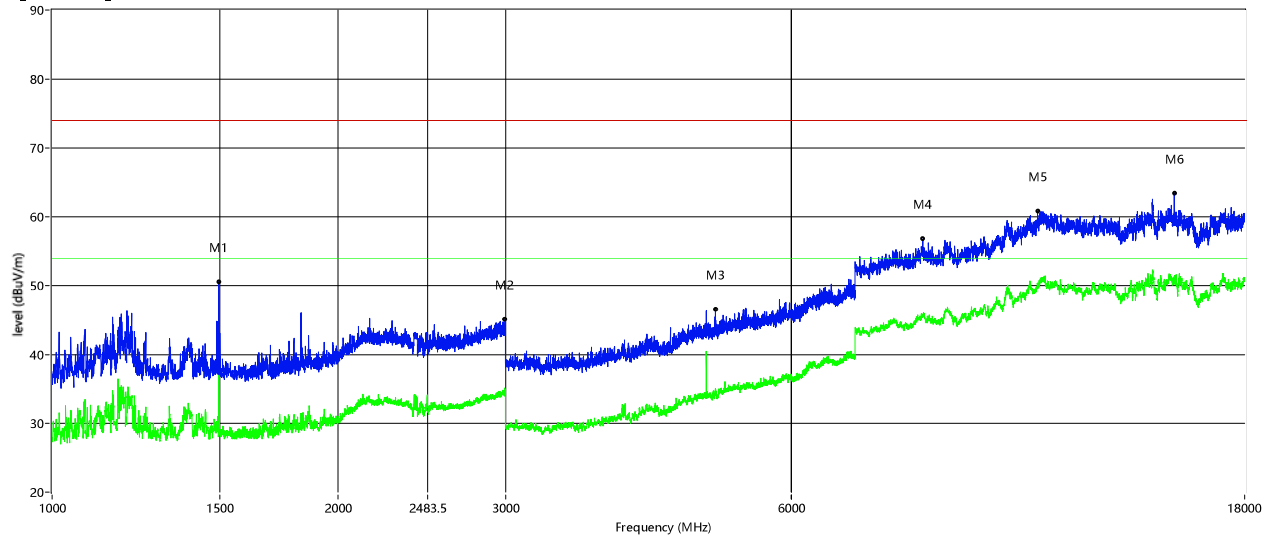
RE_FCC Test Case_FCC 15C 1GHz-18GHz



Frequency (MHz)	Peak Reading (dBuV/m)	Average Reading (dBuV/m)	Factor (dB)	Peak Level (dBuV/m)	Average Level (dBuV/m)	PK Limit (dBuV/m)	AV Limit (dBuV/m)	PK Over Limit (dB)	AV Over Limit (dB)	Min Margin (dB)	ANT
1495	50.46	35.77	-0.56	49.90	35.21	74.00	54.00	-24.10	-18.79	-18.79	Horizontal
2983.5	39.61	28.44	6.04	45.65	34.48	74.00	54.00	-28.35	-19.52	-19.52	Horizontal
4880	53.19	47.52	-6.51	46.68	41.01	74.00	54.00	-27.32	-12.99	-12.99	Horizontal
8757.25	51.64	42.37	4.98	56.62	47.35	74.00	54.00	-17.38	-6.65	-6.65	Horizontal
11402.75	51.74	40.40	9.75	61.49	50.15	74.00	54.00	-12.51	-3.85	-3.85	Horizontal
14422.25	50.82	40.33	11.16	61.98	51.49	74.00	54.00	-12.02	-2.51	-2.51	Horizontal

8-DPSK _M_CH

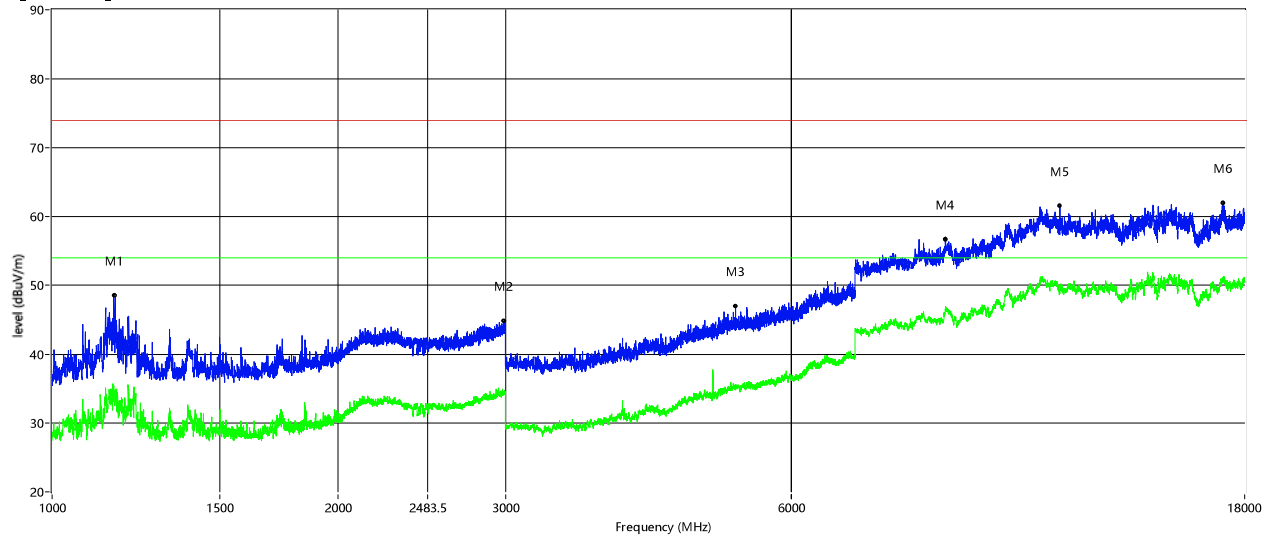
RE_FCC Test Case_FCC 15C 1GHz-18GHz



Frequency (MHz)	Peak Reading (dBuV/m)	Average Level (dBuV/m)	Factor (dB)	Peak Level (dBuV/m)	Average Level (dBuV/m)	PK Limit (dBuV/m)	AV Limit (dBuV/m)	PK Over Limit (dB)	AV Over Limit (dB)	Min Margin (dB)	ANT
1498	51.18	37.57	-0.56	50.62	37.01	74.00	54.00	-23.38	-16.99	-16.99	Vertical
2996	39.06	28.50	6.09	45.15	34.59	74.00	54.00	-28.85	-19.41	-19.41	Vertical
4990	52.88	41.45	-6.38	46.50	35.07	74.00	54.00	-27.50	-18.93	-18.93	Vertical
8245.75	52.57	41.42	4.22	56.79	45.64	74.00	54.00	-17.21	-8.36	-8.36	Vertical
10888.5	51.49	40.75	9.31	60.80	50.06	74.00	54.00	-13.20	-3.94	-3.94	Vertical
15181.25	52.53	39.98	10.9	63.43	50.88	74.00	54.00	-10.57	-3.12	-3.12	Vertical

8-DPSK_H_CH

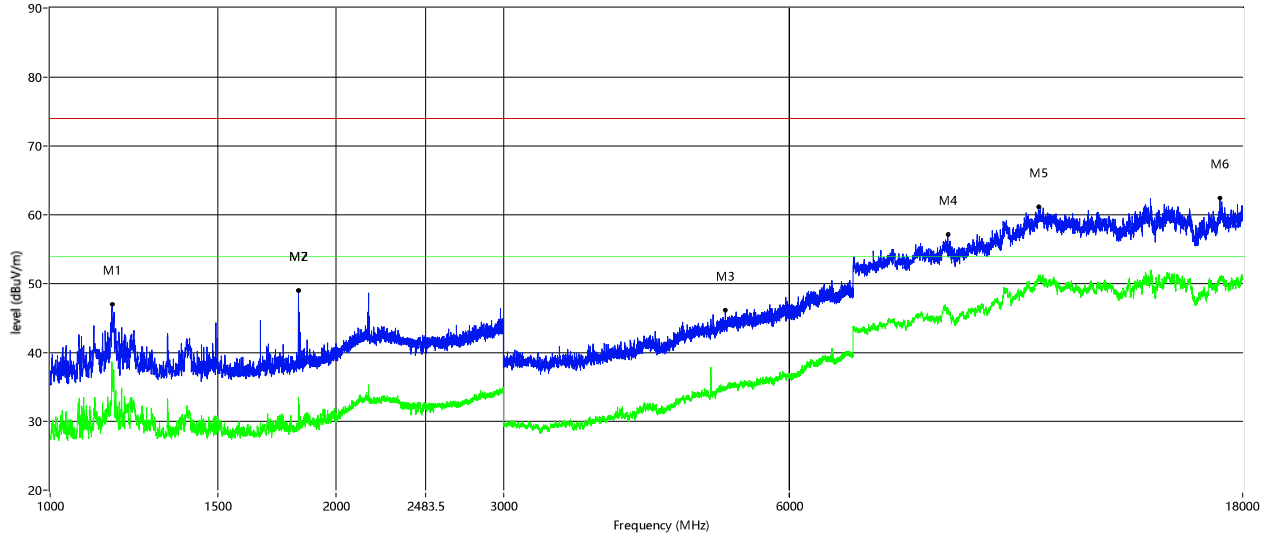
RE_FCC Test Case_FCC 15C 1GHz-18GHz



Frequency (MHz)	Peak Reading (dBuV/m)	Average Reading (dBuV/m)	Factor (dB)	Peak Level (dBuV/m)	Average Level (dBuV/m)	PK Limit (dBuV/m)	AV Limit (dBuV/m)	PK Over Limit (dB)	AV Over Limit (dB)	Min Margin (dB)	ANT
1161.5	49.87	34.97	-1.34	48.53	33.63	74.00	54.00	-25.47	-20.37	-20.37	Horizontal
2986.5	38.76	28.45	6.05	44.81	34.50	74.00	54.00	-29.19	-19.50	-19.50	Horizontal
5241	51.88	40.50	-4.93	46.95	35.57	74.00	54.00	-27.05	-18.43	-18.43	Horizontal
8710.5	51.63	41.30	5.13	56.76	46.43	74.00	54.00	-17.24	-7.57	-7.57	Horizontal
11499	51.65	39.04	9.95	61.60	48.99	74.00	54.00	-12.40	-5.01	-5.01	Horizontal
17087	51.64	40.22	10.39	62.03	50.61	74.00	54.00	-11.97	-3.39	-3.39	Horizontal

8-DPSK _H_CH

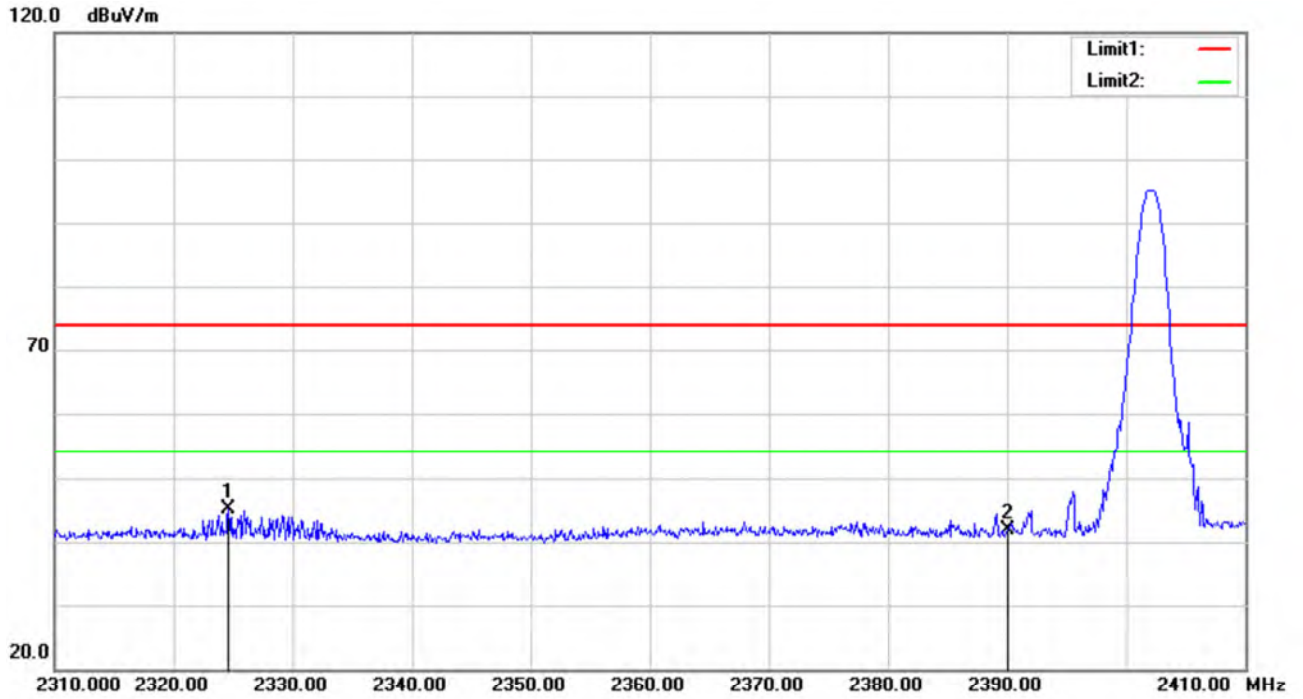
RE_FCC Test Case_FCC 15C 1GHz-18GHz



Frequency (MHz)	Peak Reading (dBuV/m)	Average Level (dBuV/m)	Factor (dB)	Peak Level (dBuV/m)	Average Level (dBuV/m)	PK Limit (dBuV/m)	AV Limit (dBuV/m)	PK Over Limit (dB)	AV Over Limit (dB)	Min Margin(dB)	ANT
1162	48.37	37.57	-1.34	47.03	36.23	74.00	54.00	-26.97	-17.77	-17.77	Vertical
1825	48.68	33.21	0.34	49.02	33.55	74.00	54.00	-24.98	-20.45	-20.45	Vertical
5136	51.43	39.82	-5.3	46.13	34.52	74.00	54.00	-27.87	-19.48	-19.48	Vertical
8804	52.38	41.32	4.83	57.21	46.15	74.00	54.00	-16.79	-7.85	-7.85	Vertical
10968.25	51.22	40.72	9.98	61.20	50.70	74.00	54.00	-12.80	-3.30	-3.30	Vertical
17037.5	52.36	40.72	10.03	62.39	50.75	74.00	54.00	-11.61	-3.25	-3.25	Vertical

Test Results of Radiated Emissions in Restricted Bands

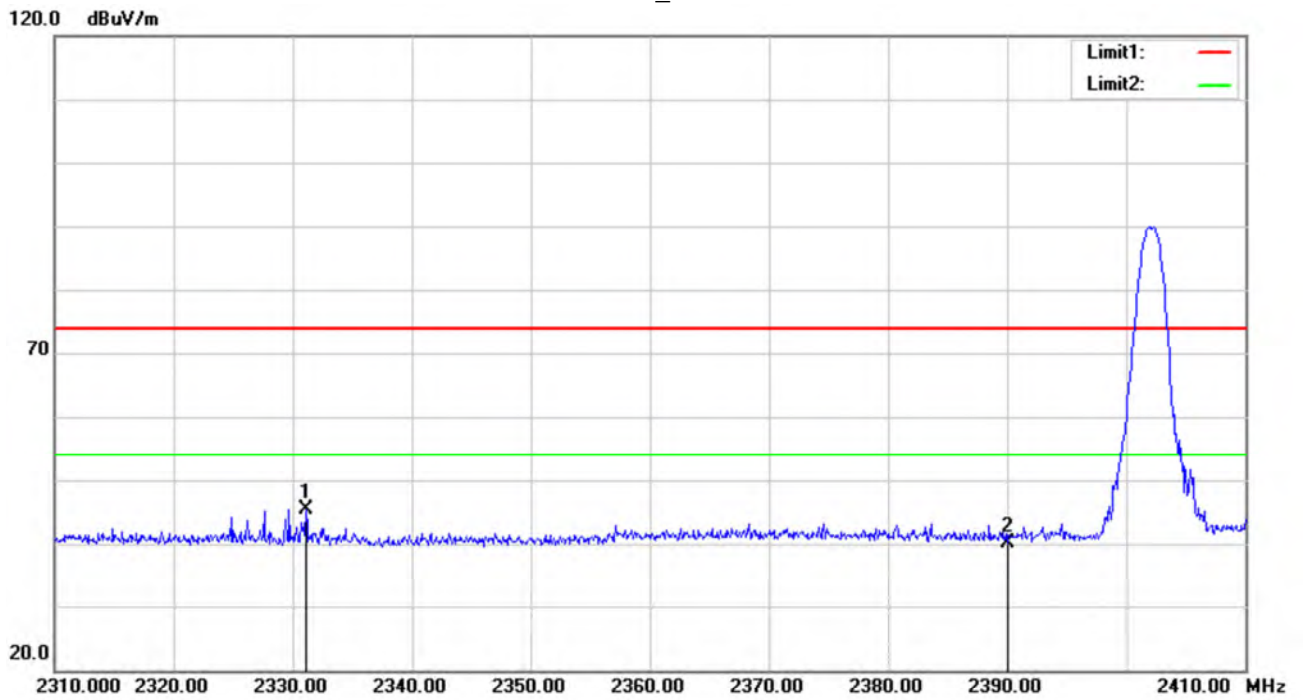
GFSK_L CH



No.	Frequency (MHz)	Reading (dBuV)	Correct Factor(dB/m)	Result (dBuV/m)	Limit (dBuV/m)	Margin (dB)	Remark
1	2324.600	41.64	3.60	45.24	74.00	-28.76	peak
2	2390.000	37.50	4.34	41.84	74.00	-32.16	peak

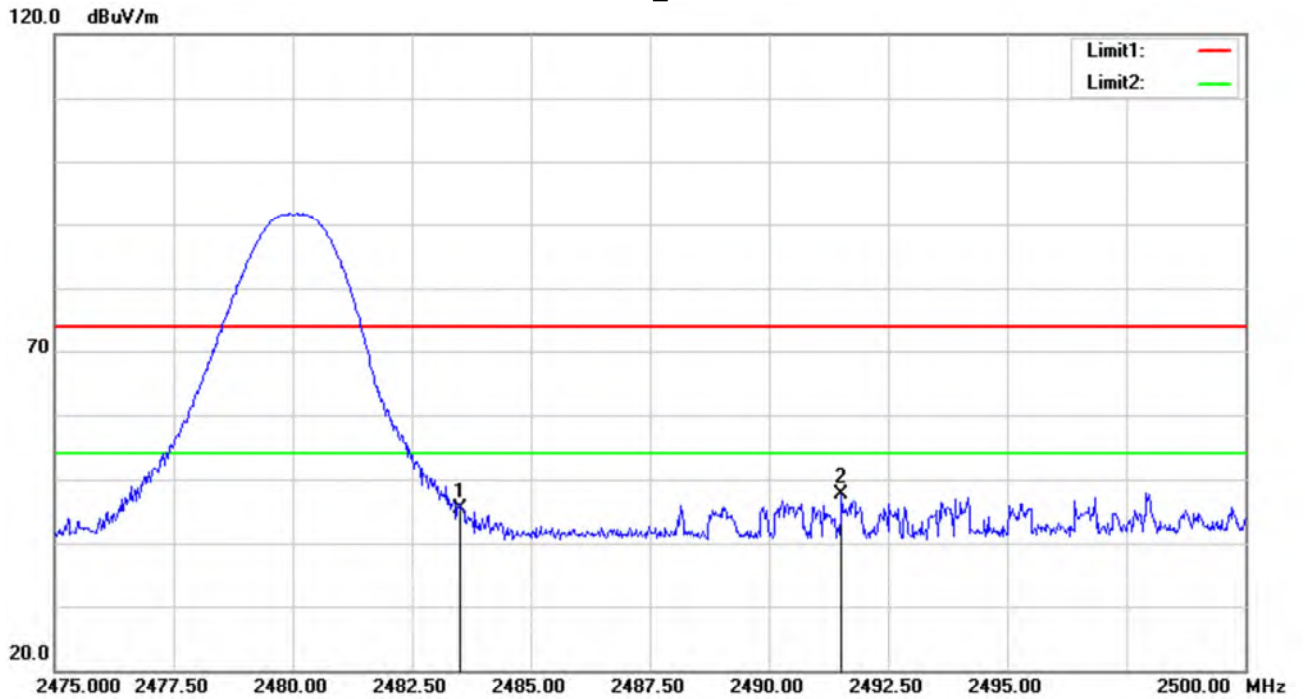
Produkte
 Products

GFSK_L CH



No.	Frequency (MHz)	Reading (dBuV)	Correct Factor(dB/m)	Result (dBuV/m)	Limit (dBuV/m)	Margin (dB)	Remark
1	2331.100	41.84	3.64	45.48	74.00	-28.52	peak
2	2390.000	35.90	4.34	40.24	74.00	-33.76	peak

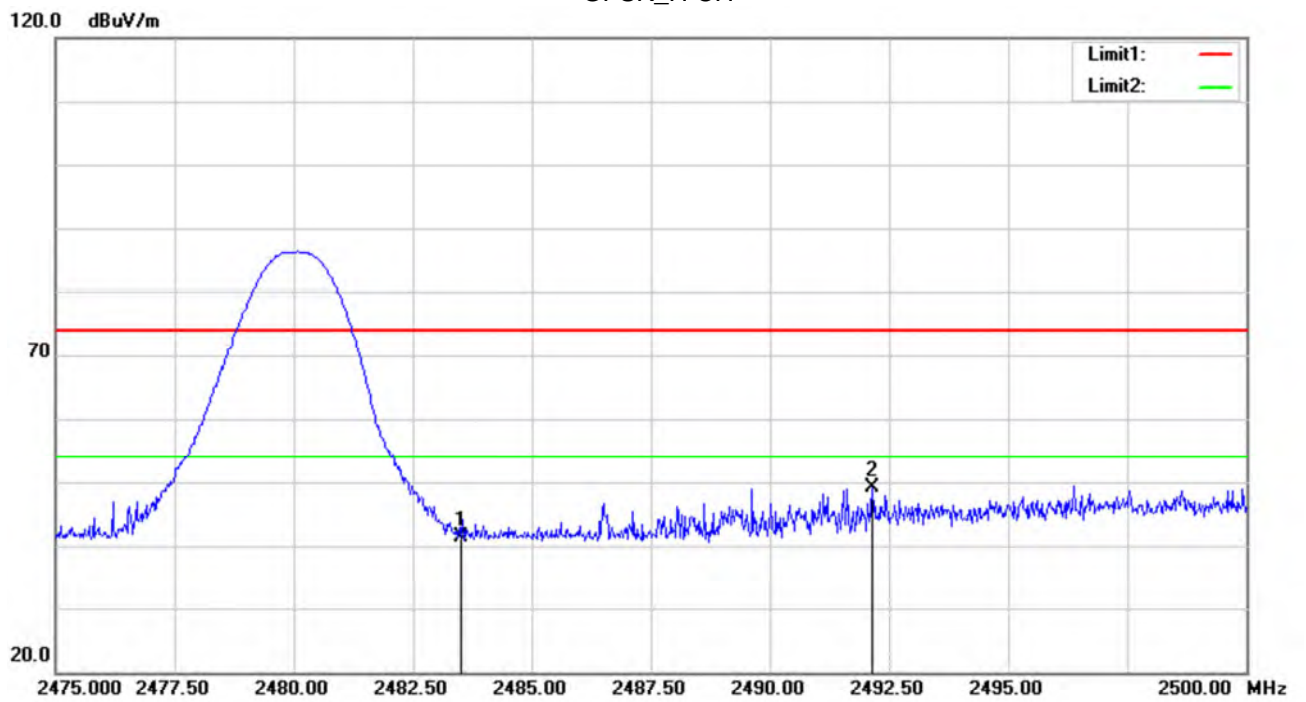
GFSK_H CH



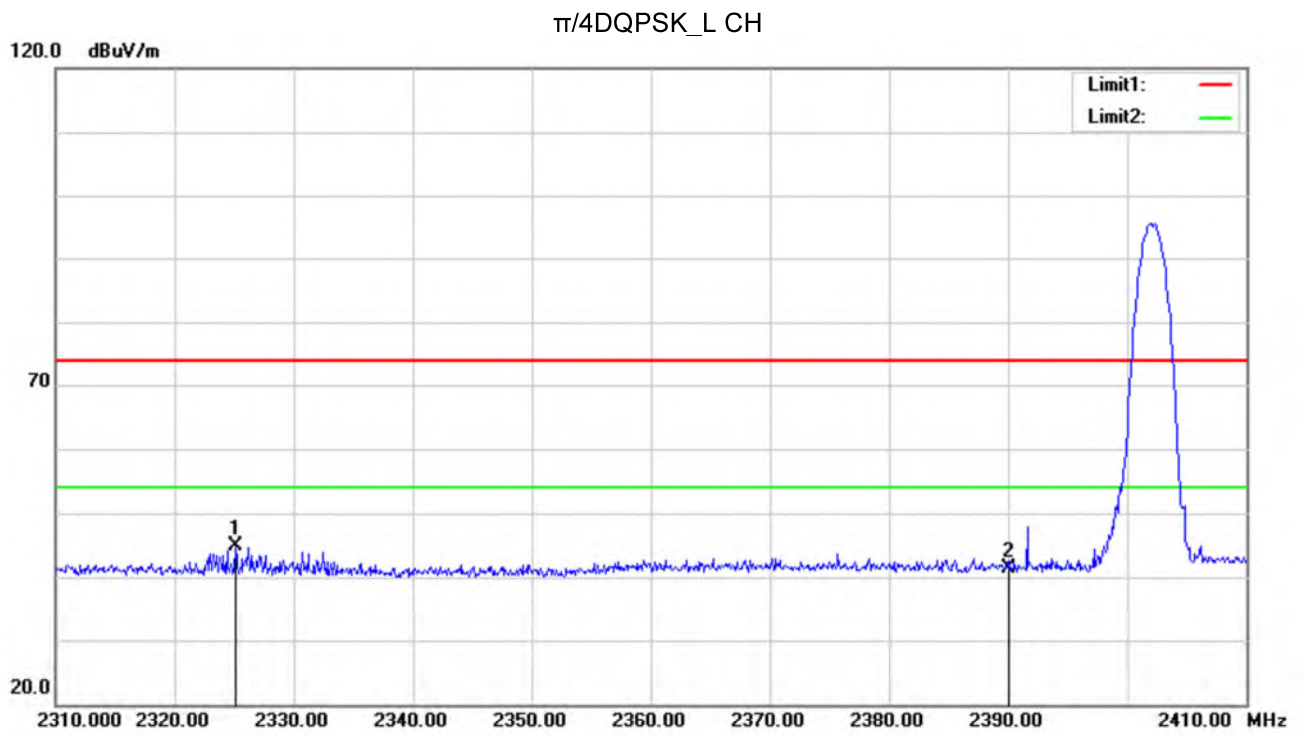
No.	Frequency (MHz)	Reading (dBuV)	Correct Factor(dB/m)	Result (dBuV/m)	Limit (dBuV/m)	Margin (dB)	Remark
1	2483.500	40.87	4.60	45.47	74.00	-28.53	peak
2	2491.525	42.88	4.63	47.51	74.00	-26.49	peak

Produkte
 Products

GFSK_H CH



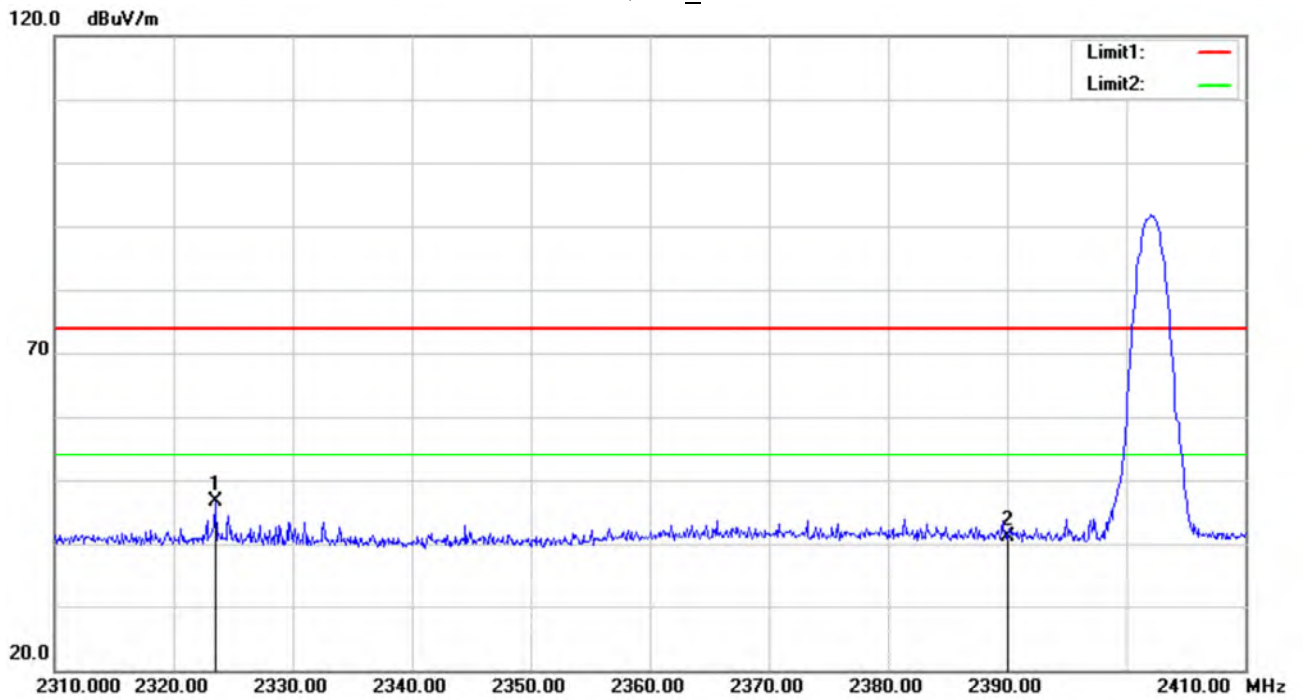
No.	Frequency (MHz)	Reading (dBuV)	Correct Factor(dB/m)	Result (dBuV/m)	Limit (dBuV/m)	Margin (dB)	Remark
1	2483.500	36.81	4.60	41.41	74.00	-32.59	peak
2	2492.150	44.60	4.63	49.23	74.00	-24.77	peak



No.	Frequency (MHz)	Reading (dBuV)	Correct Factor(dB/m)	Result (dBuV/m)	Limit (dBuV/m)	Margin (dB)	Remark
1	2325.100	41.35	3.61	44.96	74.00	-29.04	peak
2	2390.000	36.94	4.34	41.28	74.00	-32.72	peak

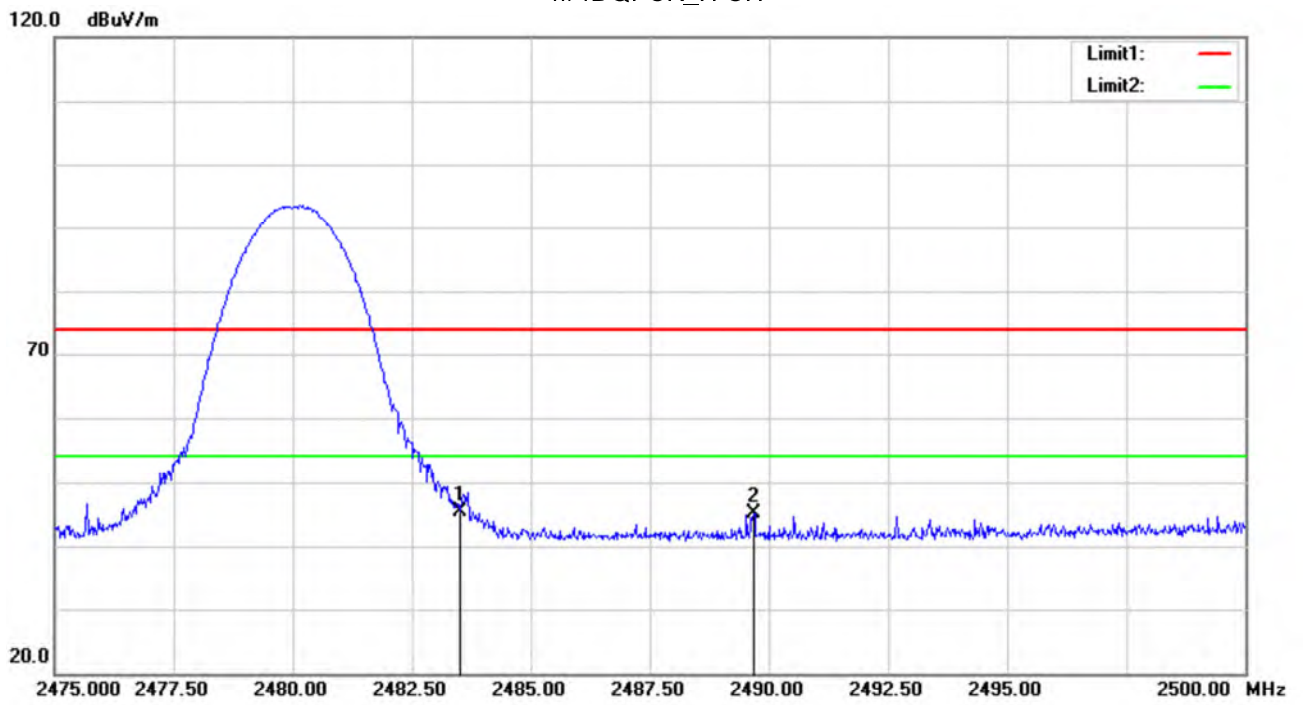
Produkte
 Products

π/4DQPSK_L CH



No.	Frequency (MHz)	Reading (dBuV)	Correct Factor(dB/m)	Result (dBuV/m)	Limit (dBuV/m)	Margin (dB)	Remark
1	2323.500	42.96	3.60	46.56	74.00	-27.44	peak
2	2390.000	36.87	4.34	41.21	74.00	-32.79	peak

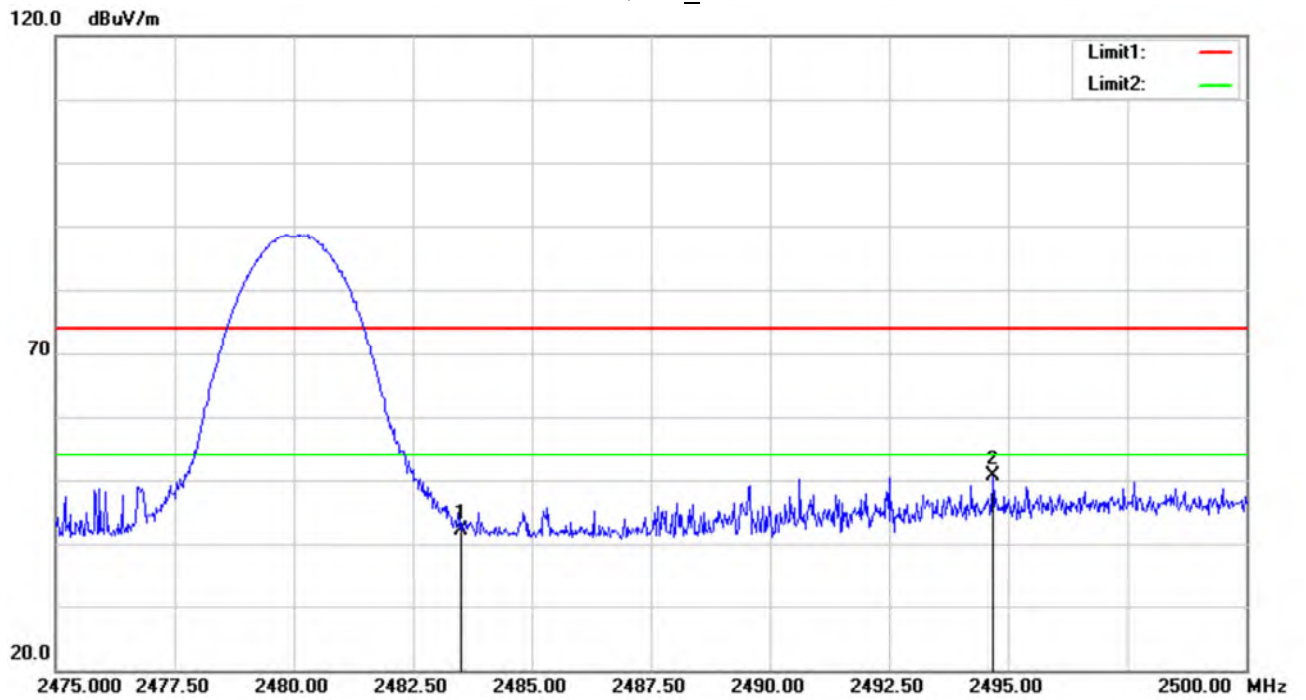
$\pi/4$ DQPSK_H CH



No.	Frequency (MHz)	Reading (dBuV)	Correct Factor(dB/m)	Result (dBuV/m)	Limit (dBuV/m)	Margin (dB)	Remark
1	2483.500	40.89	4.60	45.49	74.00	-28.51	peak
2	2489.675	40.60	4.62	45.22	74.00	-28.78	peak

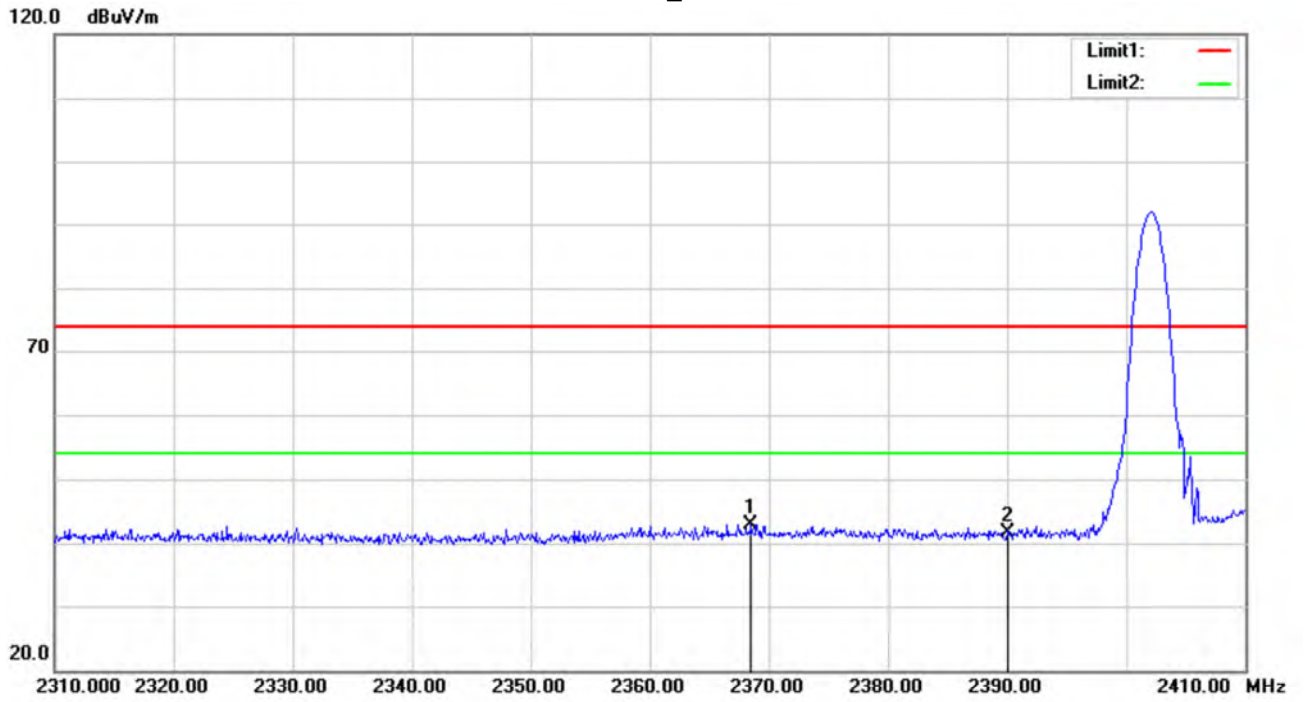
Produkte
 Products

π/4DQPSK_H CH



No.	Frequency (MHz)	Reading (dBuV)	Correct Factor(dB/m)	Result (dBuV/m)	Limit (dBuV/m)	Margin (dB)	Remark
1	2483.500	37.43	4.60	42.03	74.00	-31.97	peak
2	2494.675	45.95	4.63	50.58	74.00	-23.42	peak

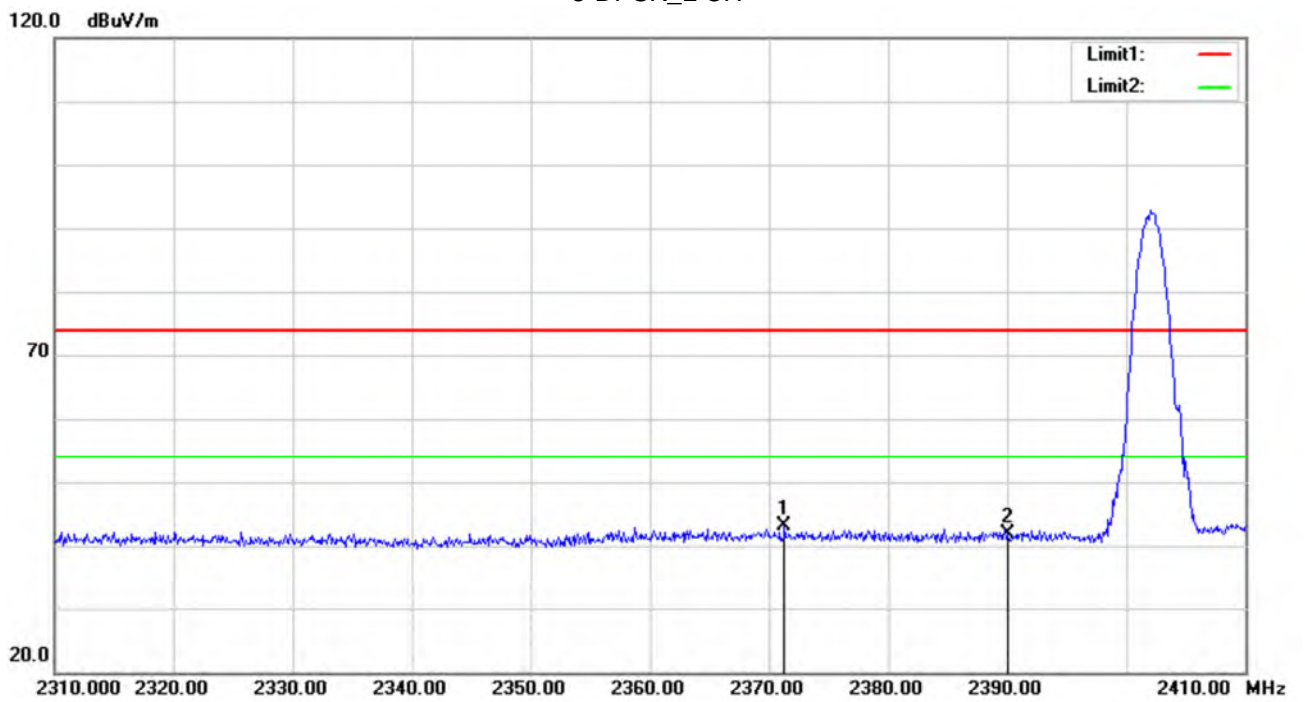
8-DPSK_L CH



No.	Frequency (MHz)	Reading (dBuV)	Correct Factor(dB/m)	Result (dBuV/m)	Limit (dBuV/m)	Margin (dB)	Remark
1	2368.500	38.91	4.01	42.92	74.00	-31.08	peak
2	2390.000	37.27	4.34	41.61	74.00	-32.39	peak

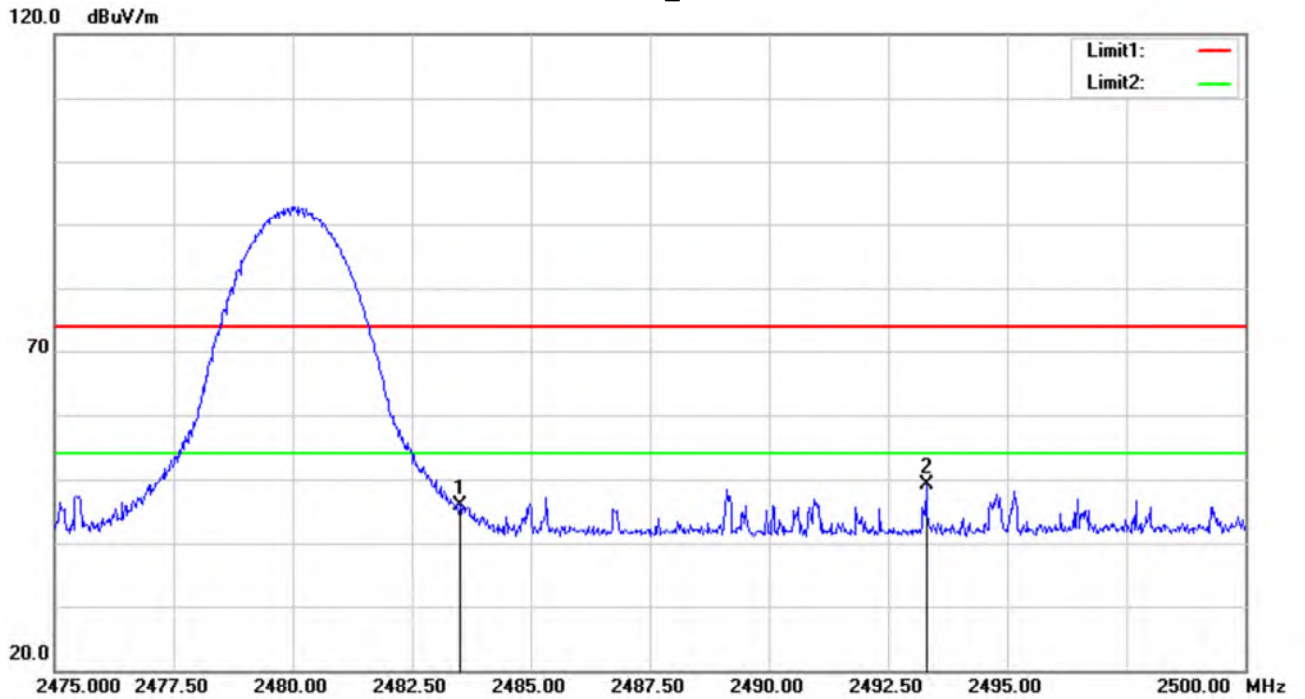
Produkte
 Products

8-DPSK_L CH



No.	Frequency (MHz)	Reading (dBuV)	Correct Factor(dB/m)	Result (dBuV/m)	Limit (dBuV/m)	Margin (dB)	Remark
1	2371.300	39.01	4.06	43.07	74.00	-30.93	peak
2	2390.000	37.53	4.34	41.87	74.00	-32.13	peak

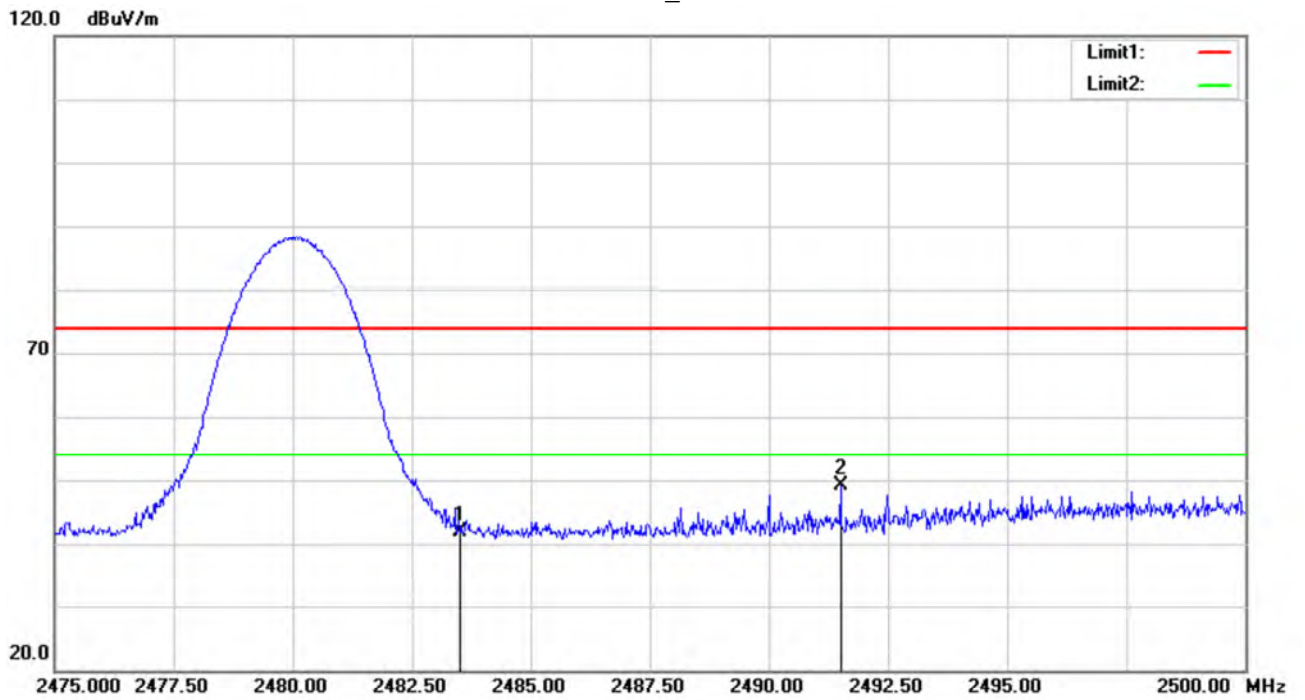
8-DPSK_H CH



No.	Frequency (MHz)	Reading (dBuV)	Correct Factor(dB/m)	Result (dBuV/m)	Limit (dBuV/m)	Margin (dB)	Remark
1	2483.500	41.25	4.60	45.85	74.00	-28.15	peak
2	2493.300	44.41	4.64	49.05	74.00	-24.95	peak

Produkte
 Products

8-DPSK_H CH



No.	Frequency (MHz)	Reading (dBuV)	Correct Factor(dB/m)	Result (dBuV/m)	Limit (dBuV/m)	Margin (dB)	Remark
1	2483.500	37.28	4.60	41.88	74.00	-32.12	peak
2	2491.500	44.61	4.63	49.24	74.00	-24.76	peak