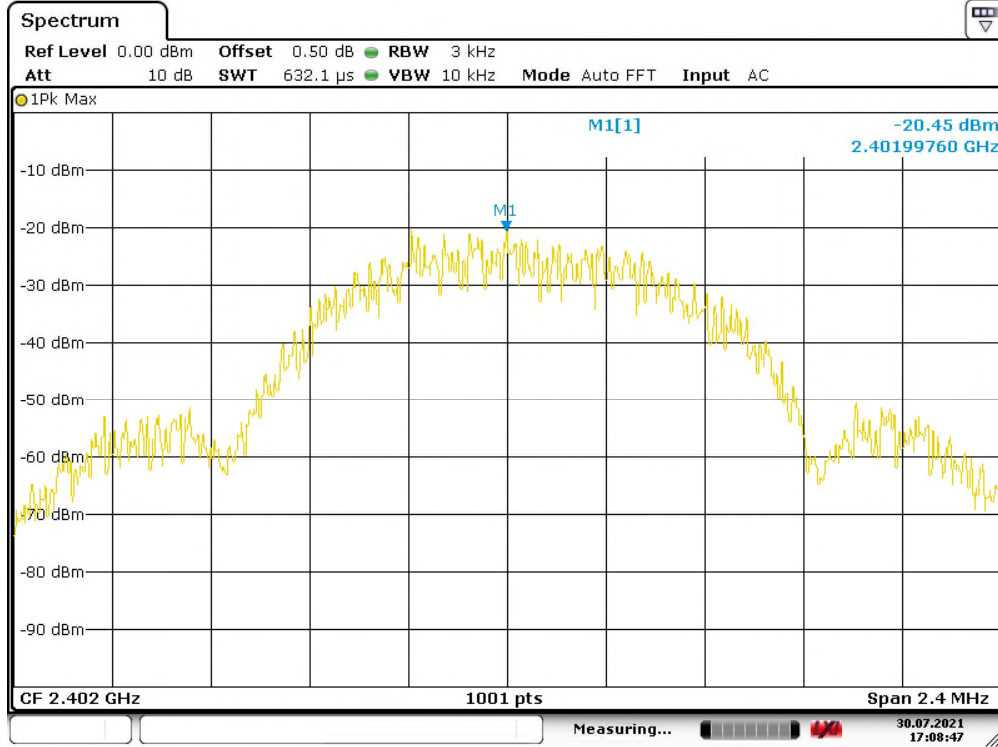


Prüfbericht - Nr.:
Test Report No.

CN219130 001

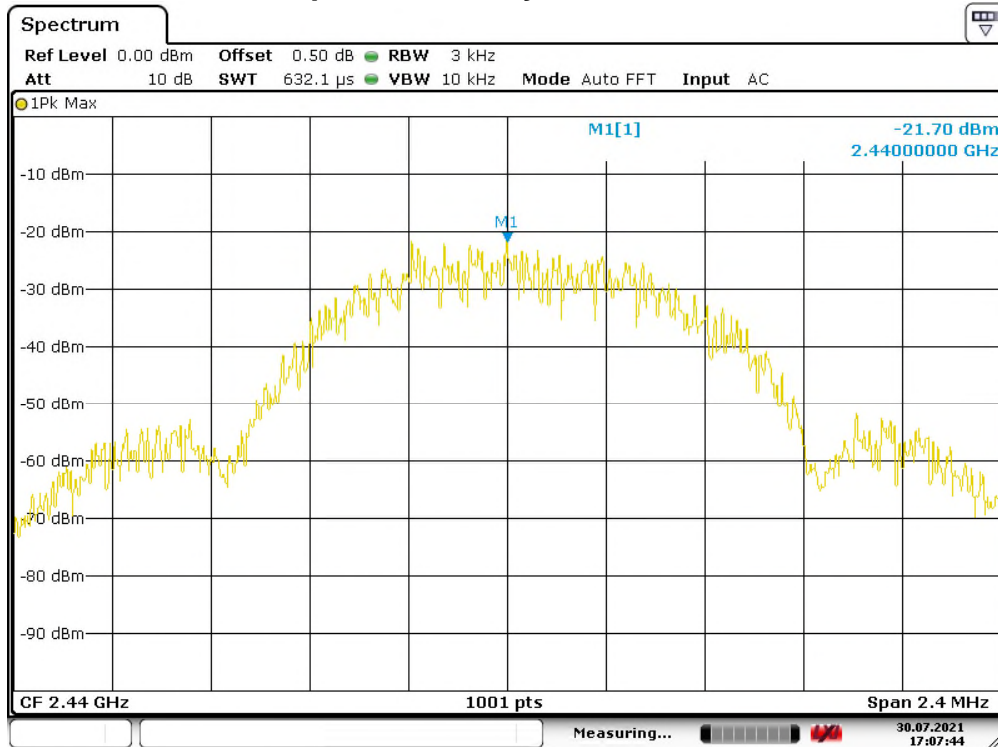
Seite 1 von 24
Page 1 of 24

Conducted Power Spectral Density–BLE-L Channel



Date: 30.JUL.2021 17:08:47

Conducted Power Spectral Density–BLE-M Channel



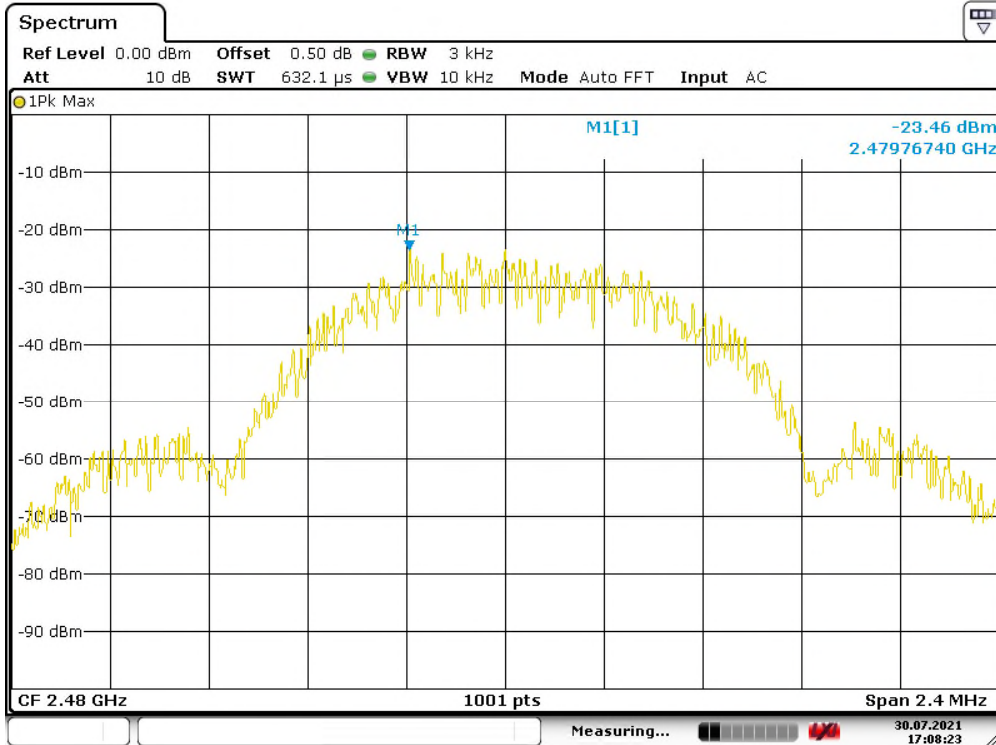
Date: 30.JUL.2021 17:07:44

Prüfbericht - Nr.:
Test Report No.

CN219130 001

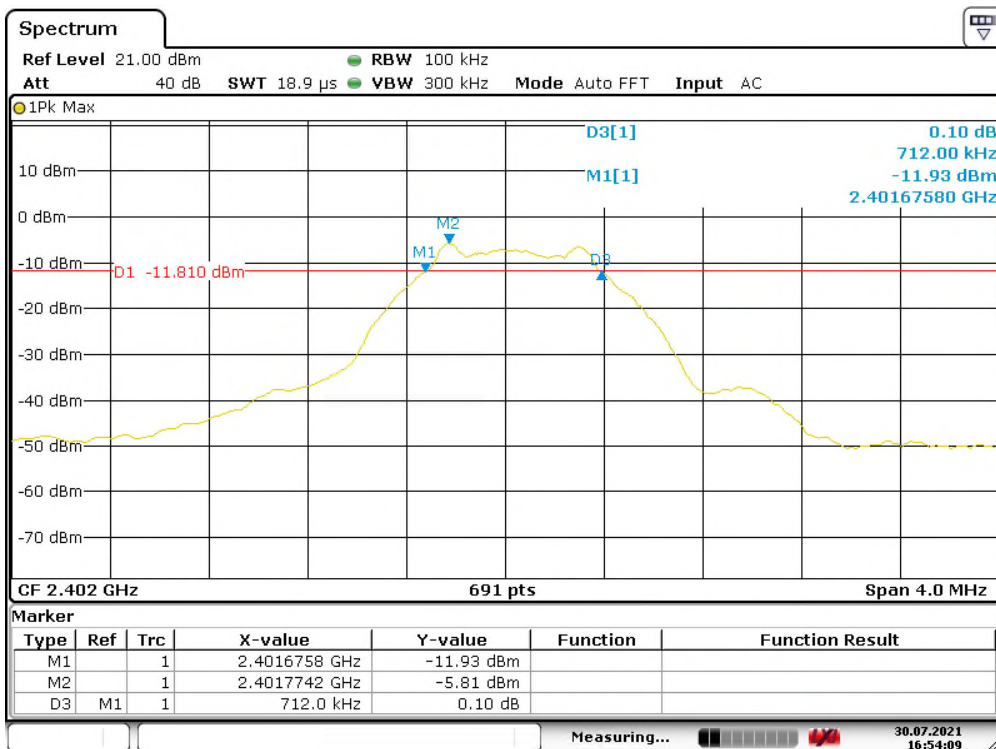
Seite 2 von 24
Page 2 of 24

Conducted Power Spectral Density–BLE-H Channel



Date: 30.JUL.2021 17:08:22

6dB Bandwidth–BLE-L Channel



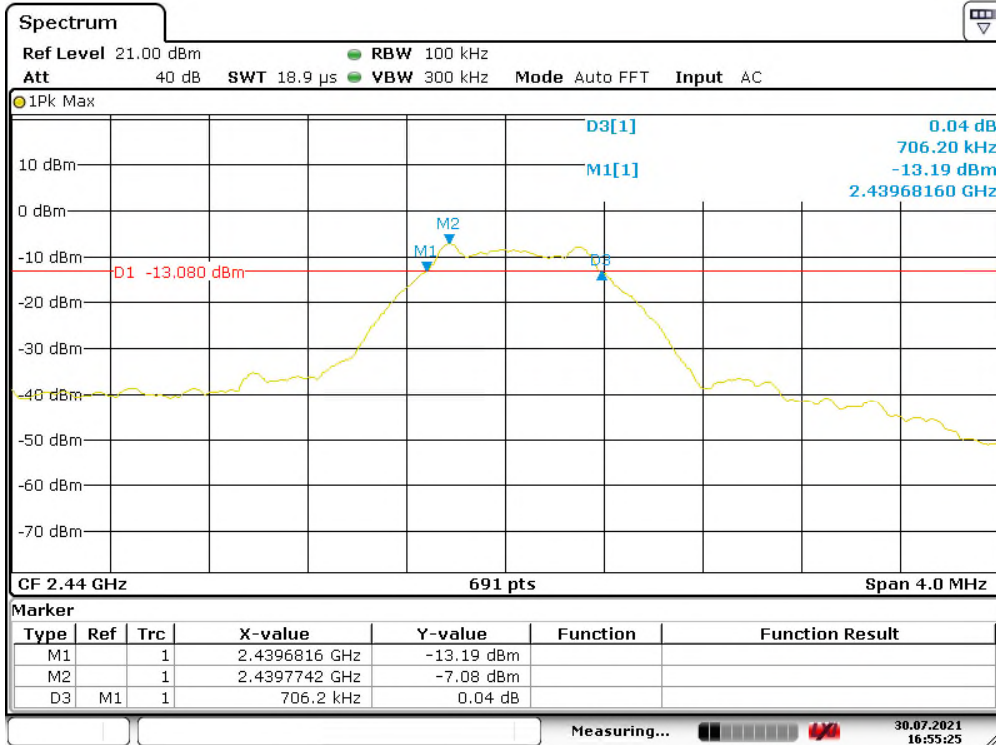
Date: 30.JUL.2021 16:54:09

Prüfbericht - Nr.:
Test Report No.

CN219130 001

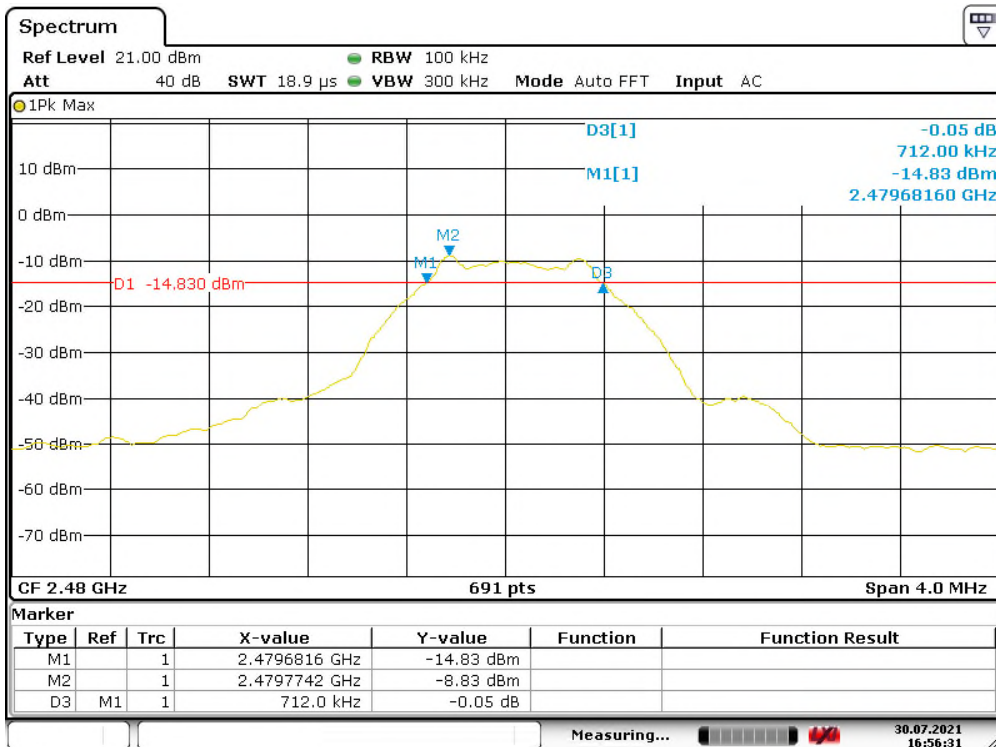
Seite 3 von 24
Page 3 of 24

6dB Bandwidth-BLE-M Channel



Date: 30.JUL.2021 16:55:24

6dB Bandwidth-BLE-H Channel



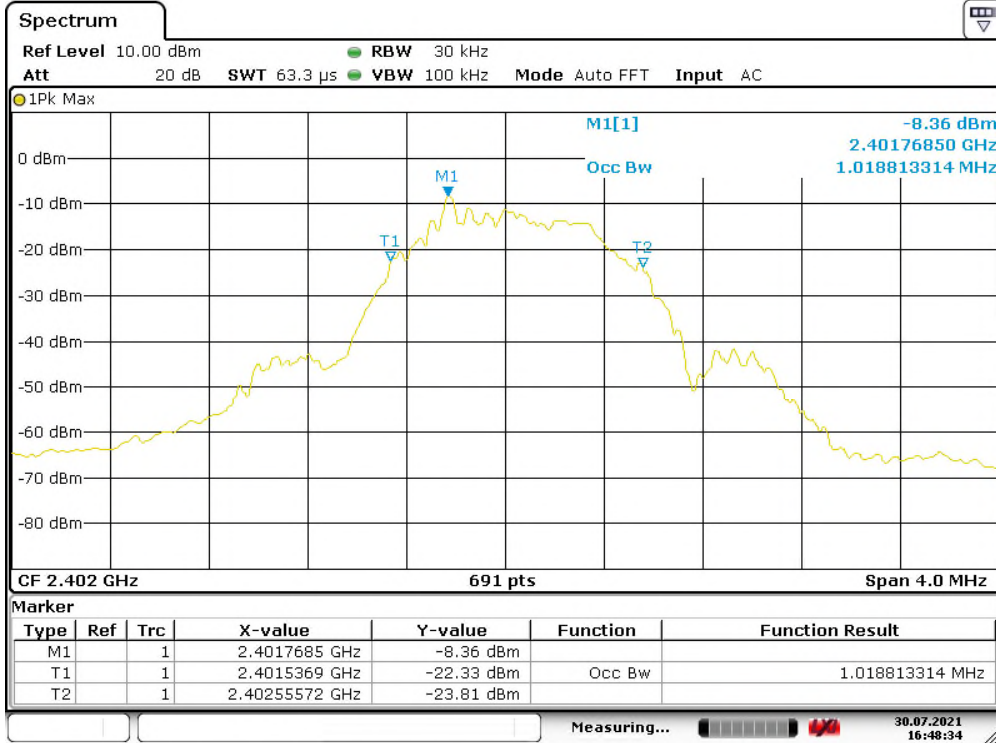
Date: 30.JUL.2021 16:56:31

Prüfbericht - Nr.:
Test Report No.

CN219130 001

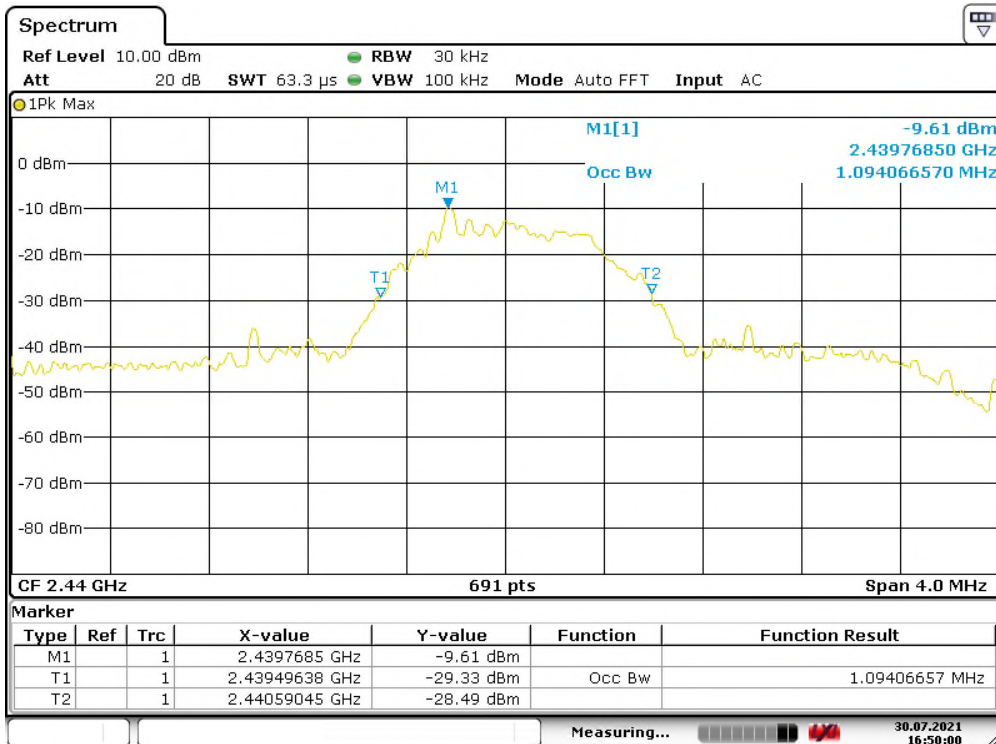
Seite 4 von 24
Page 4 of 24

99% Bandwidth-BLE-L Channel



Date: 30.JUL.2021 16:48:34

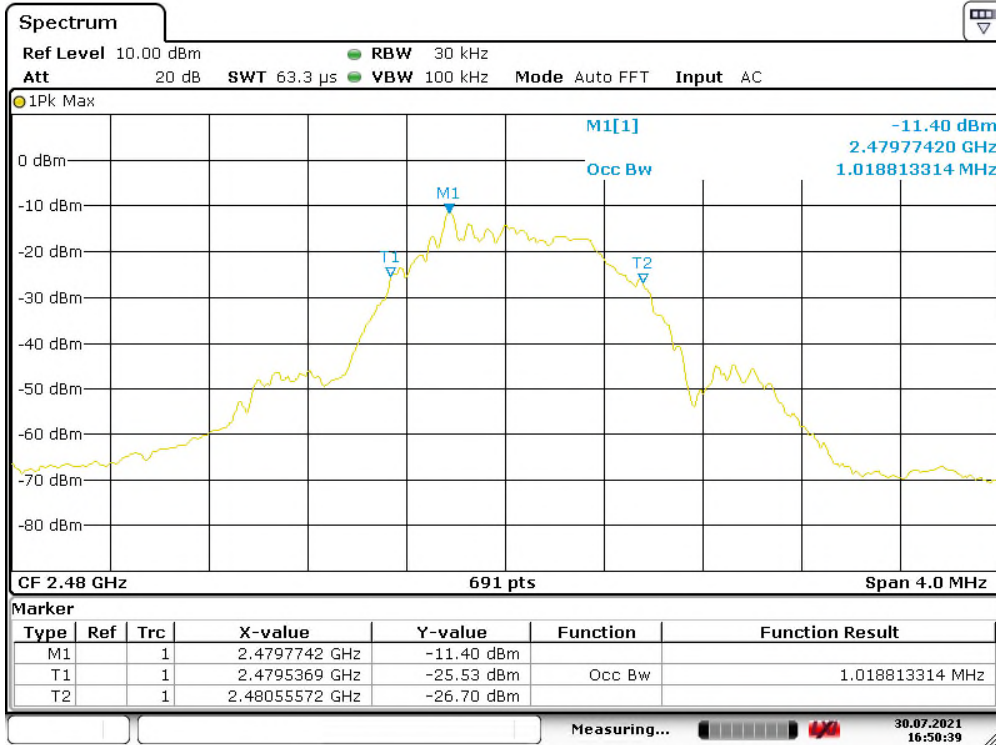
99% Bandwidth-BLE-M Channel



Date: 30.JUL.2021 16:50:00

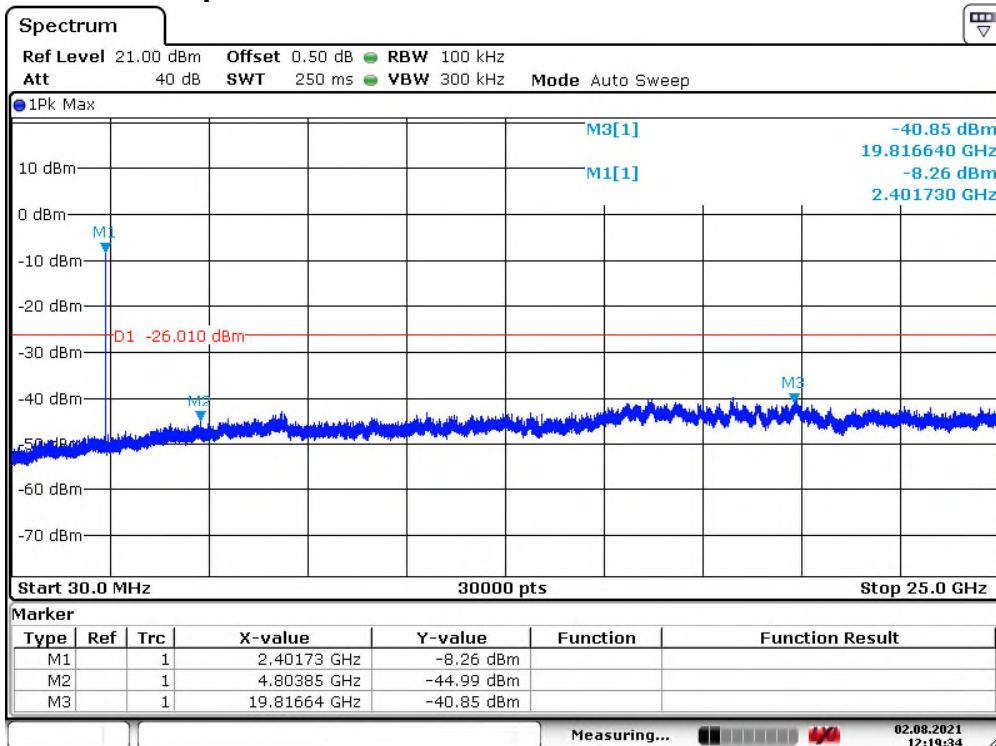
Prüfbericht - Nr.: CN219130 001
Test Report No.

99% Bandwidth- BLE-H Channel



Date: 30.JUL.2021 16:50:39

Conducted Spurious Emissions -BLE-L Channel



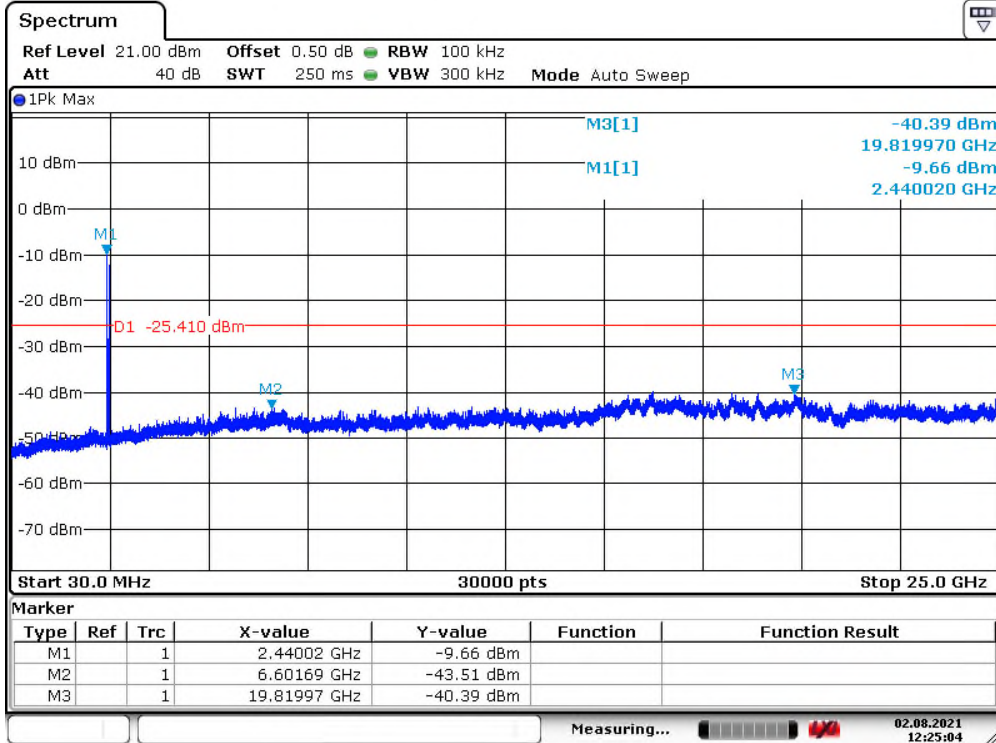
Date: 2.AUG.2021 12:19:34

Prüfbericht - Nr.:
Test Report No.

CN219130 001

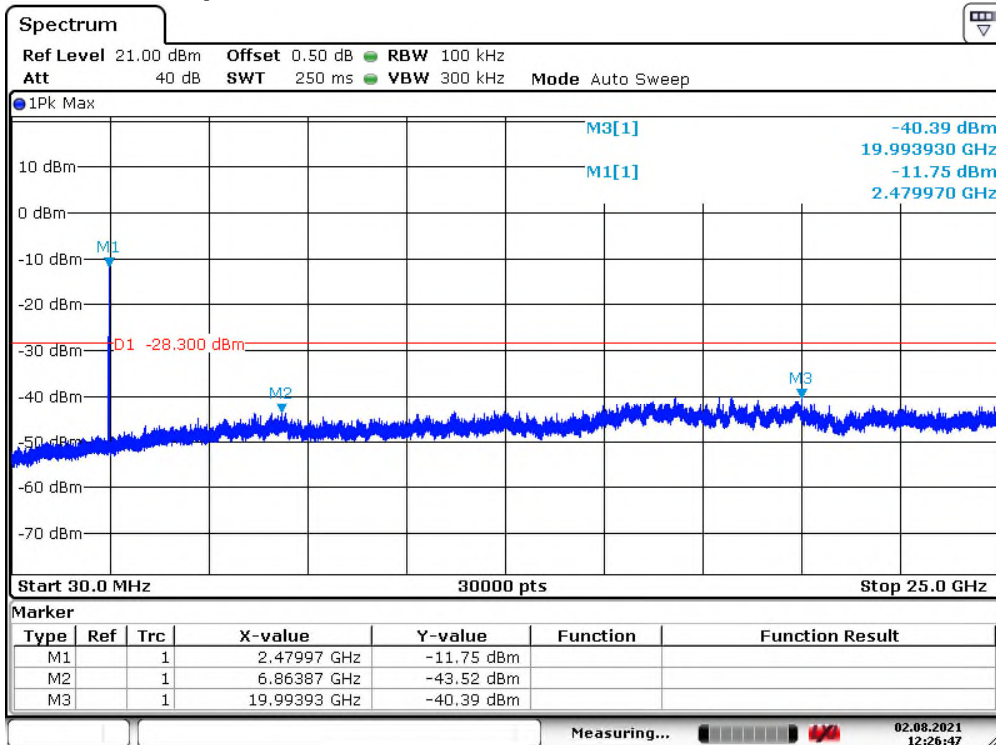
Seite 6 von 24
Page 6 of 24

Conducted Spurious Emissions –BLE-M Channel



Date: 2.AUG.2021 12:25:04

Conducted Spurious Emissions –BLE-H Channel



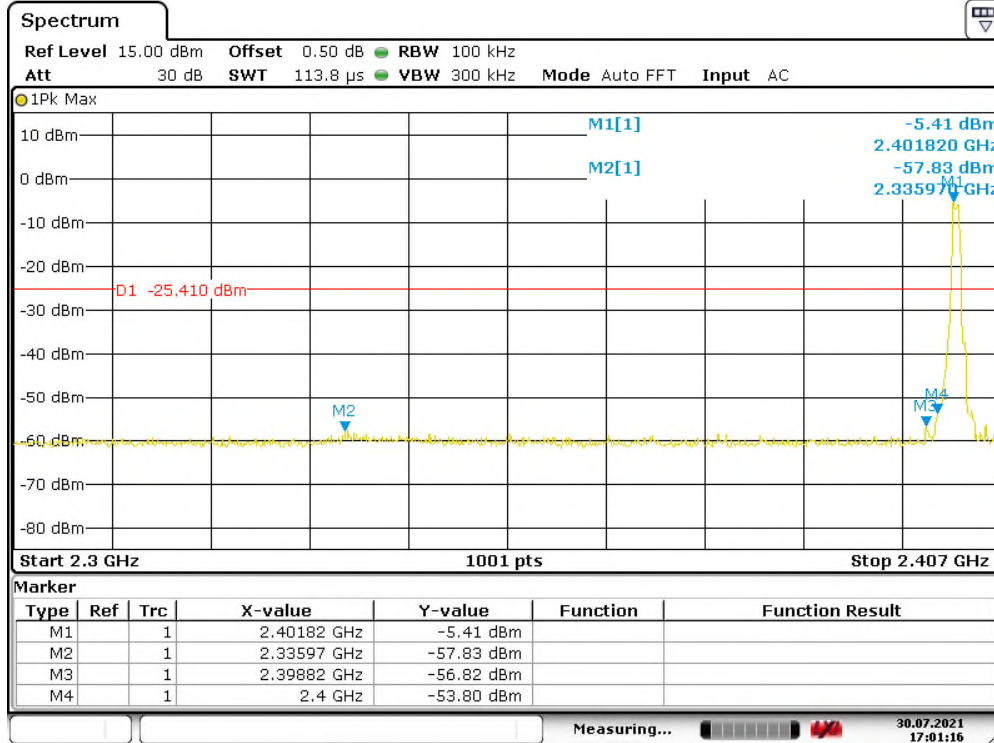
Date: 2.AUG.2021 12:26:46

Prüfbericht - Nr.:
Test Report No.

CN219130 001

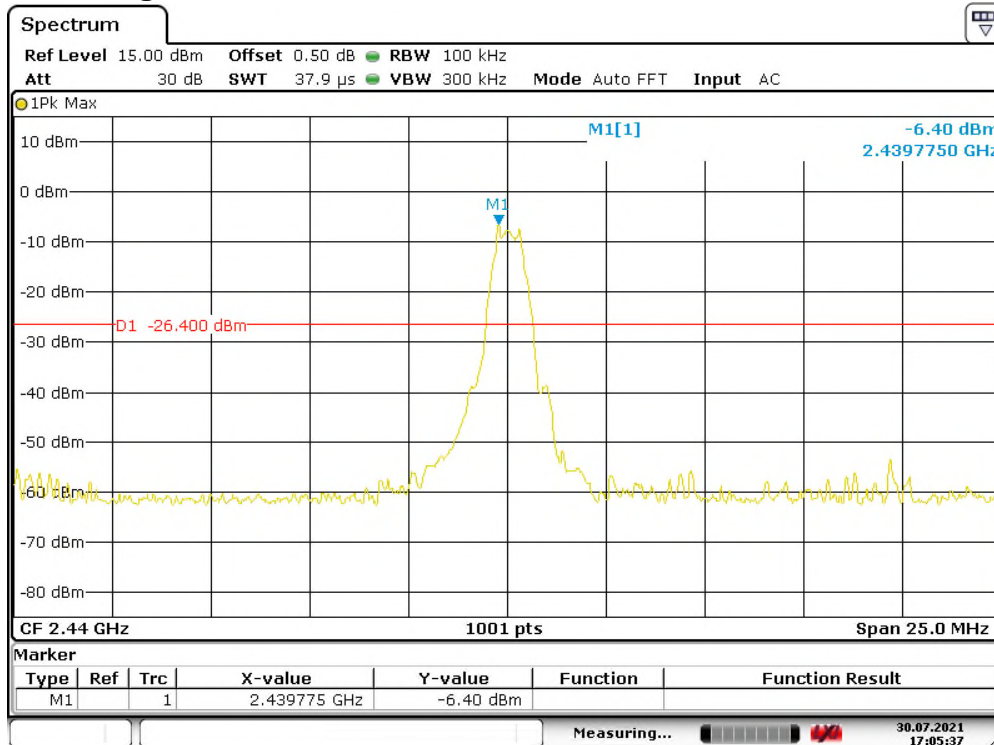
Seite 7 von 24
Page 7 of 24

Band Edge-BLE-L CH



Date: 30.JUL.2021 17:01:16

Band Edge-BLE-M CH



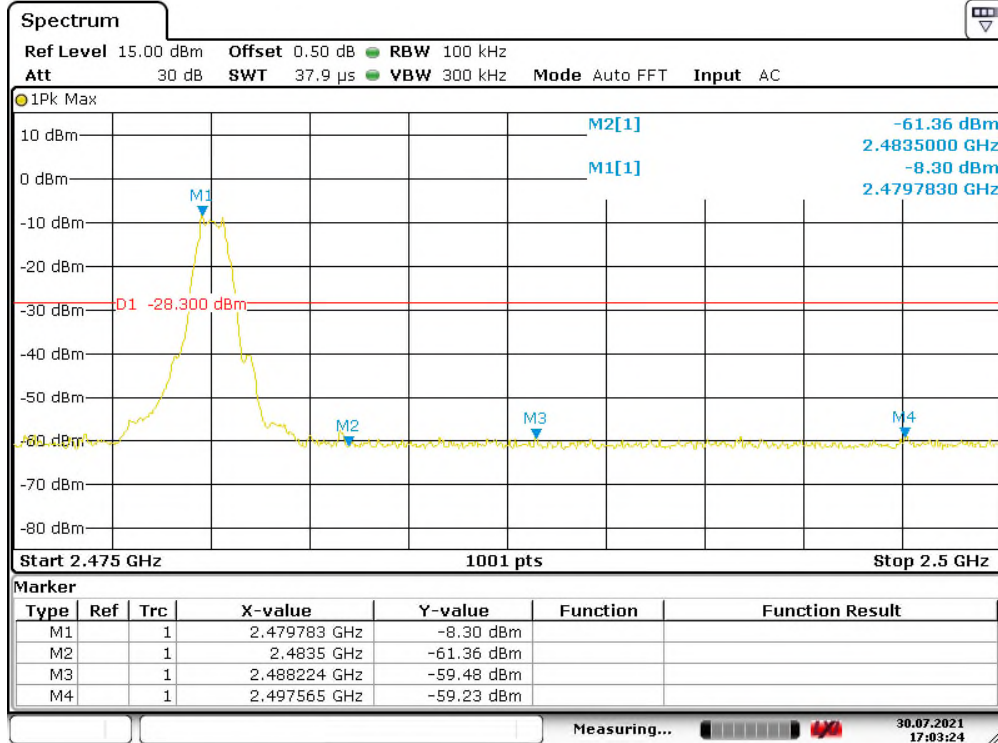
Date: 30.JUL.2021 17:05:36

Prüfbericht - Nr.:
Test Report No.

CN219130 001

Seite 8 von 24
Page 8 of 24

Band Edge-BLE-H CH



Date: 30.JUL.2021 17:03:24

Prüfbericht - Nr.:

CN219130 001

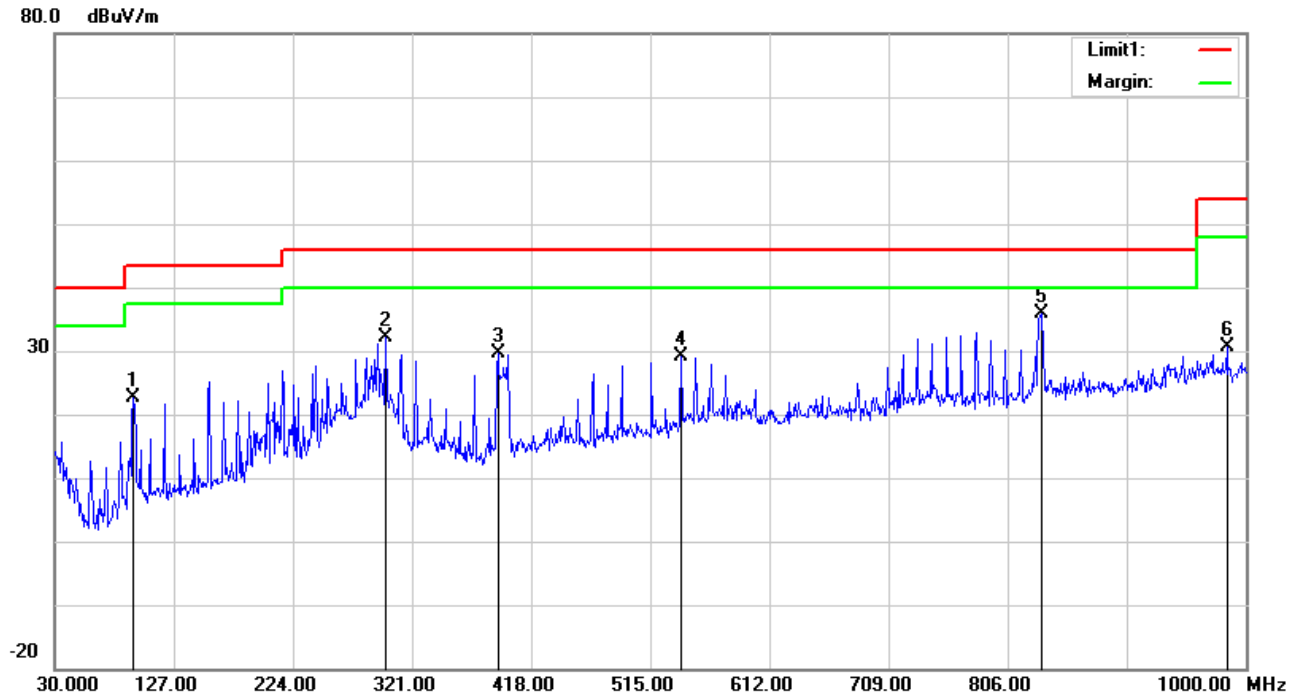
Seite 9 von 24

Test Report No.

Page 9 of 24

**Radiated Spurious Emissions
Below 1GHz**

Mode:	BLE_L CH	Ant.Polar.:	Horizontal
-------	----------	-------------	------------



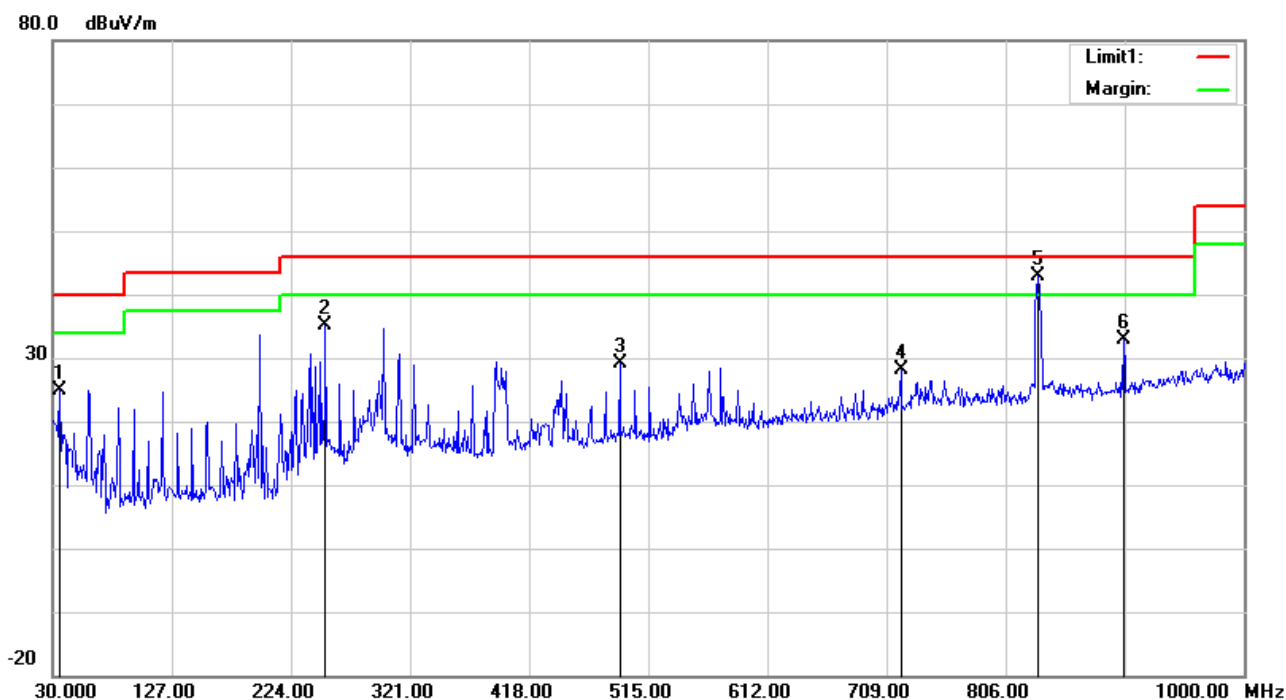
No.	Frequency (MHz)	Reading (dBuV)	Correct Factor(dB/m)	Result (dBuV/m)	Limit (dBuV/m)	Margin (dB)	Remark
1	94.0200	43.56	-20.89	22.67	43.50	-20.83	QP
2	299.6600	46.92	-14.82	32.10	46.00	-13.90	QP
3	390.8400	41.11	-11.54	29.57	46.00	-16.43	QP
4	540.2200	35.93	-6.84	29.09	46.00	-16.91	QP
5	834.1300	36.51	-0.59	35.92	46.00	-10.08	QP
6	984.4800	28.16	2.40	30.56	54.00	-23.44	QP

Prüfbericht - Nr.:
Test Report No.

CN219130 001

Seite 10 von 24
Page 10 of 24

Mode:	BLE_L CH	Ant.Polar.:	Vertical
--------------	----------	--------------------	----------



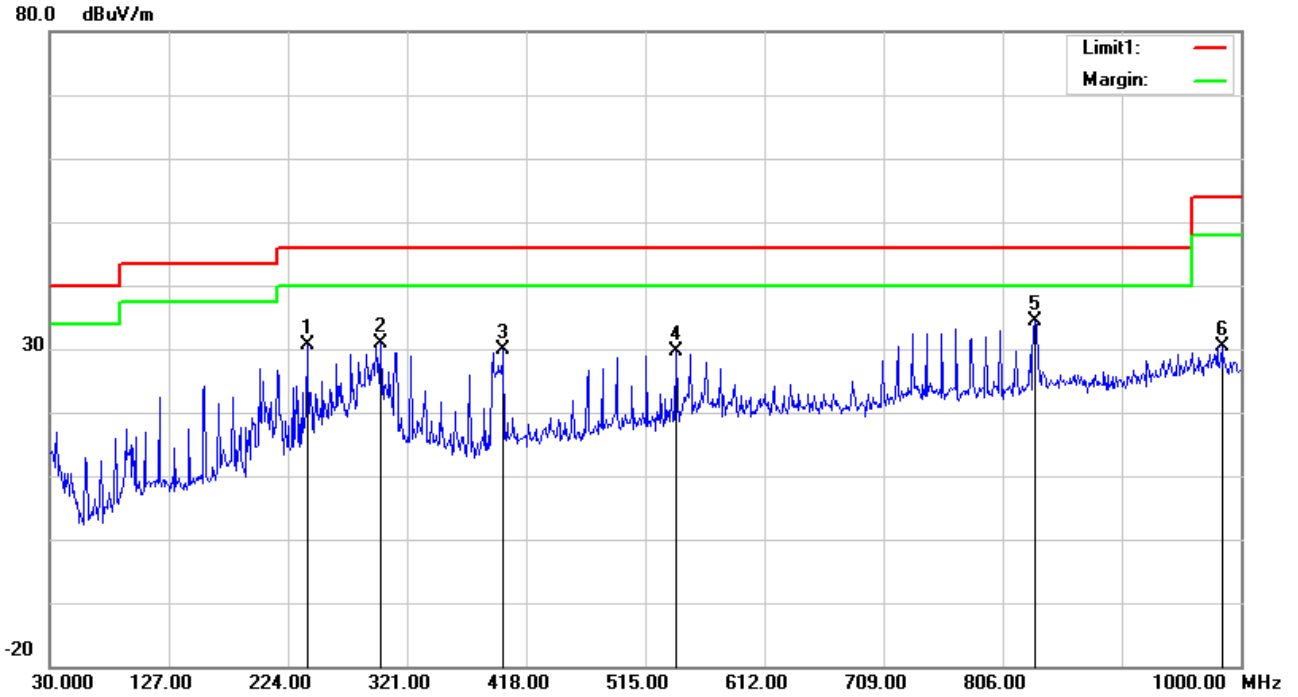
No.	Frequency (MHz)	Reading (dBuV)	Correct Factor(dB/m)	Result (dBuV/m)	Limit (dBuV/m)	Margin (dB)	Remark
1	35.8200	40.72	-15.91	24.81	40.00	-15.19	QP
2	252.1300	51.01	-15.80	35.21	46.00	-10.79	QP
3	491.7200	37.25	-8.18	29.07	46.00	-16.93	QP
4	720.6400	31.29	-3.20	28.09	46.00	-17.91	QP
5	832.1900	43.62	-0.66	42.96	46.00	-3.04	QP
6	902.0300	33.33	-0.40	32.93	46.00	-13.07	QP

Prüfbericht - Nr.:
Test Report No.

CN219130 001

Seite 11 von 24
Page 11 of 24

Mode:	BLE_M CH	Ant.Polar.:	Horizontal
--------------	----------	--------------------	------------



No.	Frequency (MHz)	Reading (dBuV)	Correct Factor(dB/m)	Result (dBuV/m)	Limit (dBuV/m)	Margin (dB)	Remark
1	239.5200	48.61	-18.10	30.51	46.00	-15.49	QP
2	299.6600	45.73	-14.82	30.91	46.00	-15.09	QP
3	399.5700	41.05	-11.16	29.89	46.00	-16.11	QP
4	540.2200	36.40	-6.84	29.56	46.00	-16.44	QP
5	832.1900	35.10	-0.66	34.44	46.00	-11.56	QP
6	984.4800	28.03	2.40	30.43	54.00	-23.57	QP

Prüfbericht - Nr.:

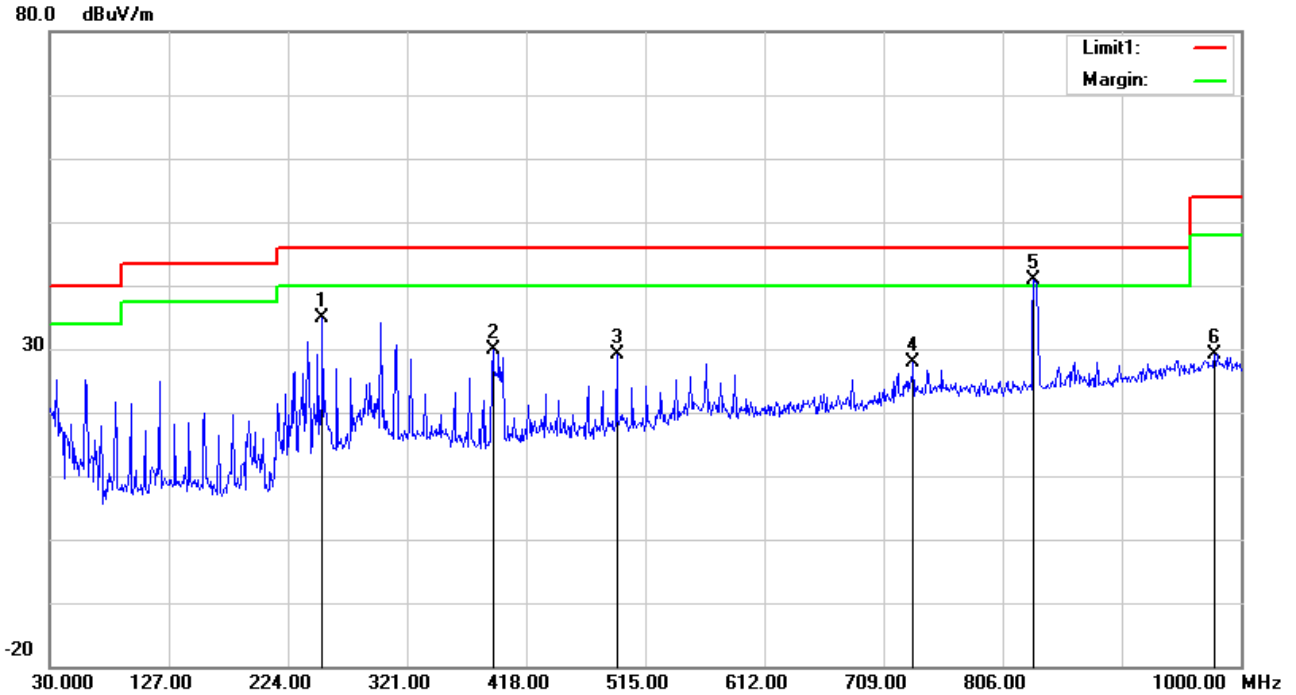
CN219130 001

Seite 12 von 24

Page 12 of 24

Test Report No.

Mode:	BLE_M CH	Ant.Polar.:	Vertical
-------	----------	-------------	----------



No.	Frequency (MHz)	Reading (dBuV)	Correct Factor(dB/m)	Result (dBuV/m)	Limit (dBuV/m)	Margin (dB)	Remark
1	252.1300	50.72	-15.80	34.92	46.00	-11.08	QP
2	390.8400	41.30	-11.54	29.76	46.00	-16.24	QP
3	491.7200	37.39	-8.18	29.21	46.00	-16.79	QP
4	733.2500	30.28	-2.35	27.93	46.00	-18.07	QP
5	831.2200	41.68	-0.70	40.98	46.00	-5.02	QP
6	978.6600	26.58	2.58	29.16	54.00	-24.84	QP

Prüfbericht - Nr.:

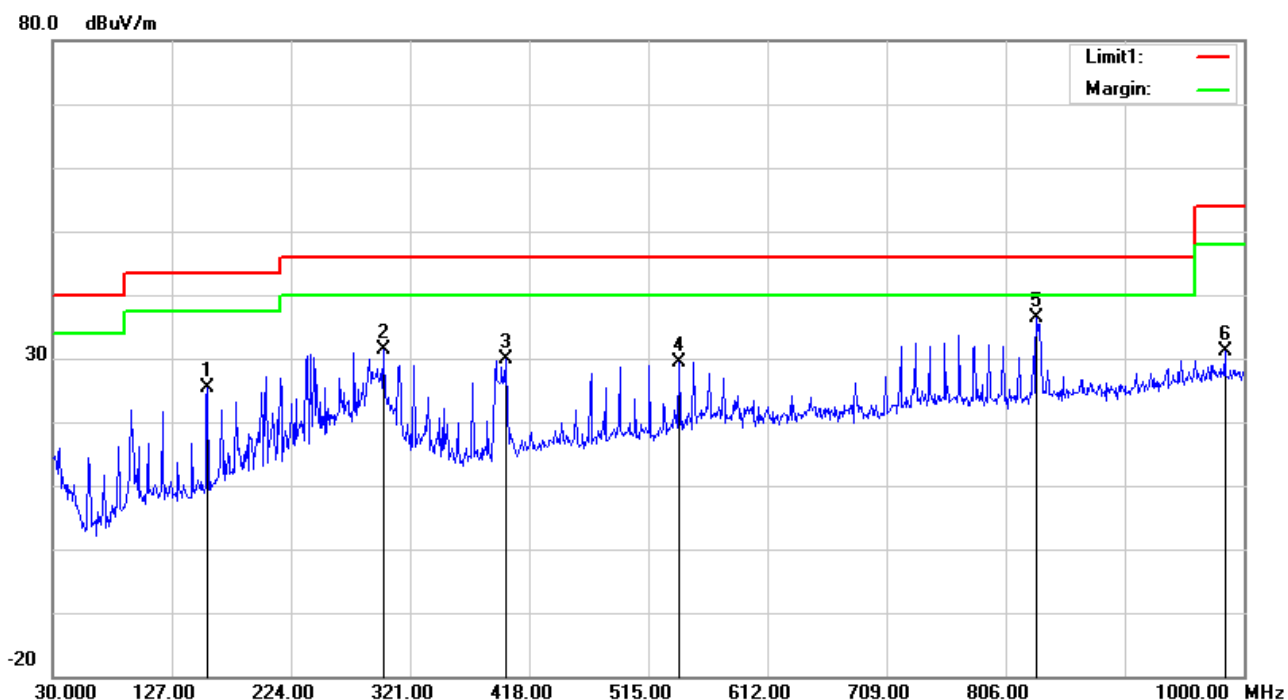
CN219130 001

Seite 13 von 24

Test Report No.

Page 13 of 24

Mode:	BLE_H CH	Ant.Polar.:	Horizontal
-------	----------	-------------	------------



No.	Frequency (MHz)	Reading (dBuV)	Correct Factor(dB/m)	Result (dBuV/m)	Limit (dBuV/m)	Margin (dB)	Remark
1	156.1000	44.11	-18.66	25.45	43.50	-18.05	QP
2	299.6600	46.11	-14.82	31.29	46.00	-14.71	QP
3	398.6000	41.08	-11.20	29.88	46.00	-16.12	QP
4	540.2200	36.34	-6.84	29.50	46.00	-16.50	QP
5	831.2200	37.08	-0.70	36.38	46.00	-9.62	QP
6	984.4800	28.83	2.40	31.23	54.00	-22.77	QP

Prüfbericht - Nr.:

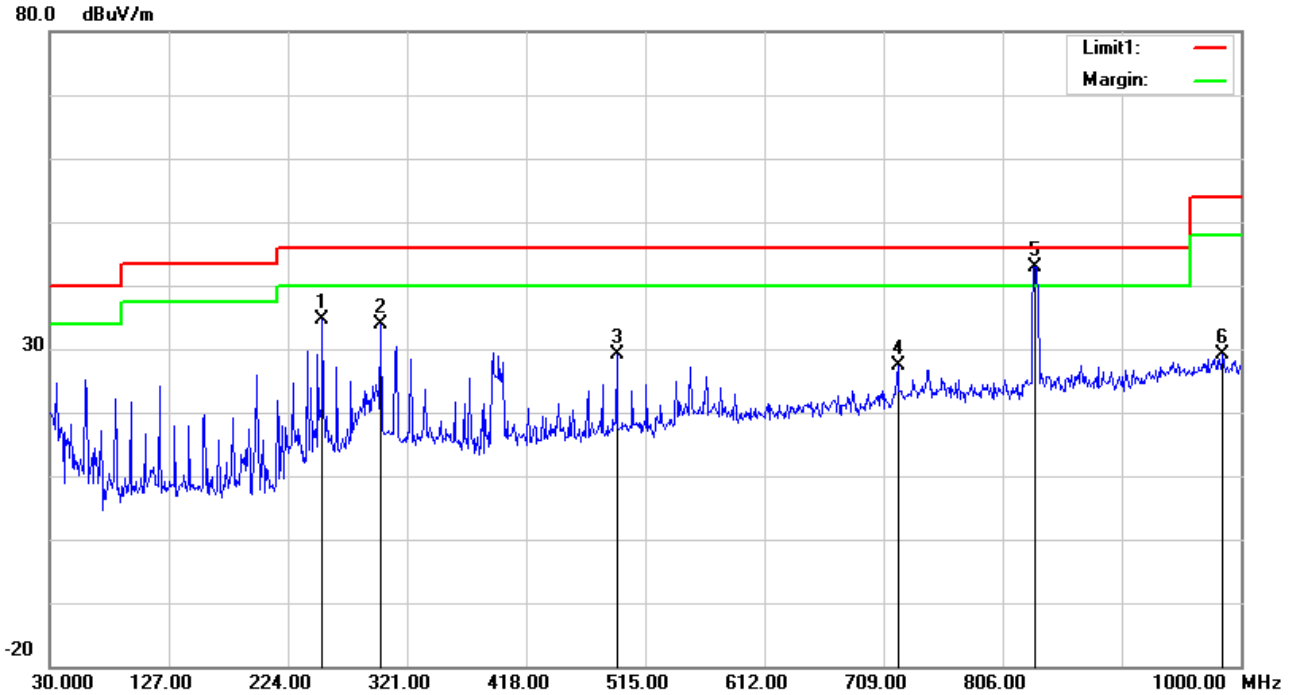
CN219130 001

Seite 14 von 24

Page 14 of 24

Test Report No.

Mode:	BLE_H CH	Ant.Polar.:	Vertical
-------	----------	-------------	----------



No.	Frequency (MHz)	Reading (dBuV)	Correct Factor(dB/m)	Result (dBuV/m)	Limit (dBuV/m)	Margin (dB)	Remark
1	252.1300	50.45	-15.80	34.65	46.00	-11.35	QP
2	299.6600	48.70	-14.82	33.88	46.00	-12.12	QP
3	491.7200	37.28	-8.18	29.10	46.00	-16.90	QP
4	720.6400	30.59	-3.20	27.39	46.00	-18.61	QP
5	832.1900	43.59	-0.66	42.93	46.00	-3.07	QP
6	985.4500	26.69	2.33	29.02	54.00	-24.98	QP

Prüfbericht - Nr.:
Test Report No.

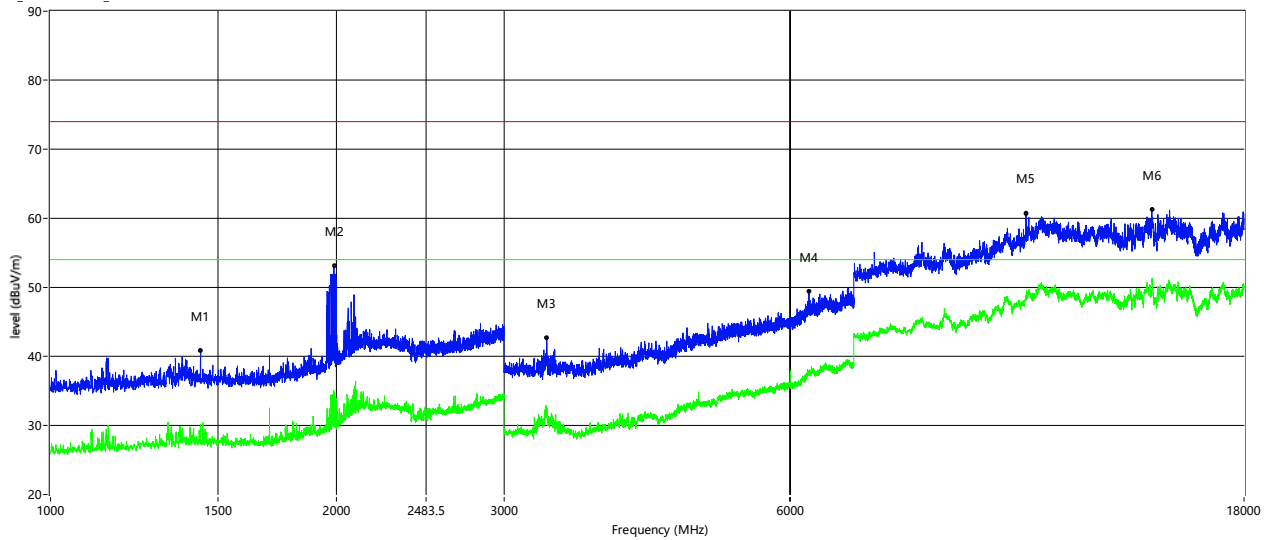
CN219130 001

Seite 15 von 24
Page 15 of 24

Above 1GHz

BLE_L

RE_FCC Test Case_FCC 15C 1GHz-18GHz



Frequency (MHz)	Peak Reading (dBuV/m)	Average Reading (dBuV/m)	Factor (dB)	Peak Level (dBuV/m)	Average Level (dBuV/m)	PK Limit (dBuV/m)	AV Limit (dBuV/m)	PK Over Limit (dB)	AV Over Limit (dB)	Min Margin (dB)	ANT
1439	41.43	30.74	-0.6	40.83	30.14	74.00	54.00	-33.17	-23.86	-23.86	Horizontal
1987.5	51.77	33.73	1.38	53.15	35.11	74.00	54.00	-20.85	-18.89	-18.89	Horizontal
3327	54.80	44.61	-12.09	42.71	32.52	74.00	54.00	-31.29	-21.48	-21.48	Horizontal
6280	51.09	39.51	-1.6	49.49	37.91	74.00	54.00	-24.51	-16.09	-16.09	Horizontal
10619	52.53	40.63	8.15	60.68	48.78	74.00	54.00	-13.32	-5.22	-5.22	Horizontal
14405.75	49.93	39.84	11.36	61.29	51.20	74.00	54.00	-12.71	-2.80	-2.80	Horizontal

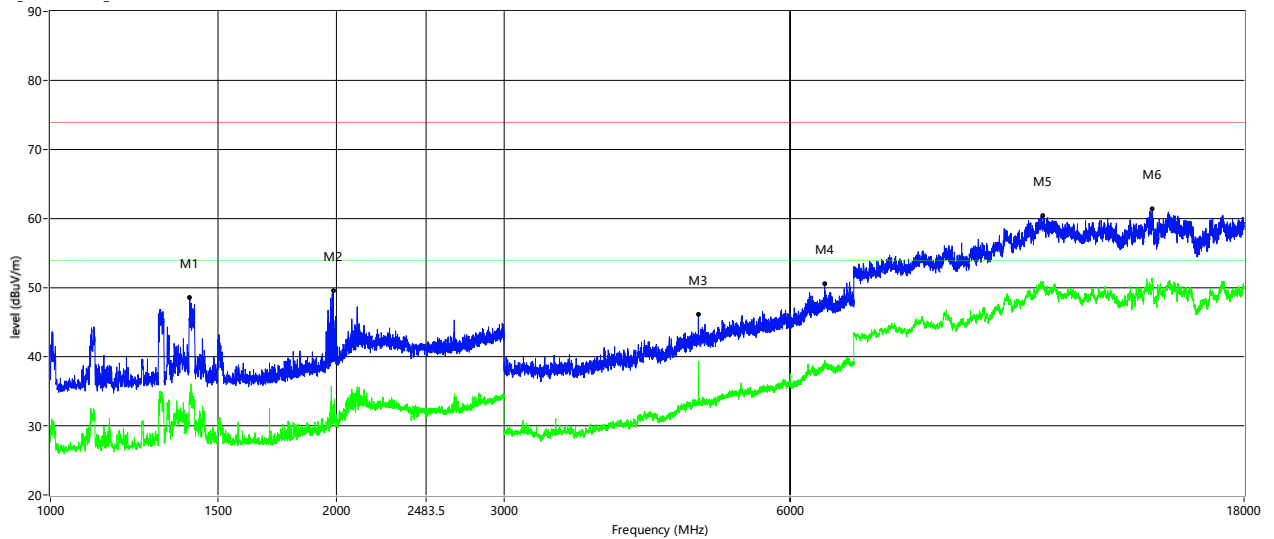
Prüfbericht - Nr.:
Test Report No.

CN219130 001

Seite 16 von 24
Page 16 of 24

BLE_L

RE_FCC Test Case_FCC 15C 1GHz-18GHz



Frequency (MHz)	Peak Reading (dBuV/m)	Average Level (dBuV/m)	Factor (dB)	Peak Level (dBuV/m)	Average Level (dBuV/m)	PK Limit (dBuV/m)	AV Limit (dBuV/m)	PK Over Limit (dB)	AV Over Limit (dB)	Min Margin (dB)	ANT
1401	49.24	34.60	-0.66	48.58	33.94	74.00	54.00	-25.42	-20.06	-20.06	Vertical
1983	48.17	31.84	1.34	49.51	33.18	74.00	54.00	-24.49	-20.82	-20.82	Vertical
4804	53.07	46.27	-6.96	46.11	39.31	74.00	54.00	-27.89	-14.69	-14.69	Vertical
6524	51.01	39.93	-0.41	50.60	39.52	74.00	54.00	-23.40	-14.48	-14.48	Vertical
11070	50.57	40.08	9.84	60.41	49.92	74.00	54.00	-13.59	-4.08	-4.08	Vertical
14411.25	50.15	40.12	11.29	61.44	51.41	74.00	54.00	-12.56	-2.59	-2.59	Vertical

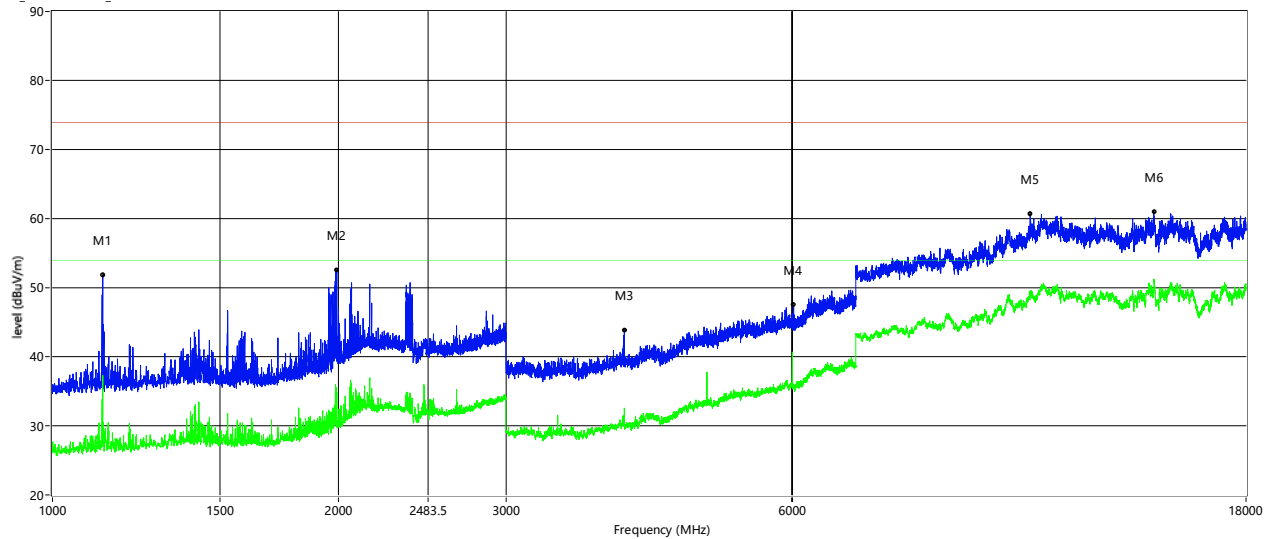
Prüfbericht - Nr.:
Test Report No.

CN219130 001

Seite 17 von 24
Page 17 of 24

BLE_M

RE_FCC Test Case_FCC 15C 1GHz-18GHz



Frequency (MHz)	Peak Reading (dBuV/m)	Average Reading (dBuV/m)	Factor (dB)	Peak Level (dBuV/m)	Average Level (dBuV/m)	PK Limit (dBuV/m)	AV Limit (dBuV/m)	PK Over Limit (dB)	AV Over Limit (dB)	Min Margin (dB)	ANT
1129.5	53.26	38.69	-1.42	51.84	37.27	74.00	54.00	22.16	16.73	-16.73	Horizontal
1991	51.23	33.49	1.41	52.64	34.90	74.00	54.00	21.36	19.10	-19.10	Horizontal
3996	54.11	42.74	-10.19	43.92	32.55	74.00	54.00	30.08	21.45	-21.45	Horizontal
6019	50.45	38.69	-2.93	47.52	35.76	74.00	54.00	26.48	18.24	-18.24	Horizontal
10676.75	52.39	40.93	8.29	60.68	49.22	74.00	54.00	13.32	-4.78	-4.78	Horizontal
14397.5	49.60	38.35	11.41	61.01	49.76	74.00	54.00	12.99	-4.24	-4.24	Horizontal

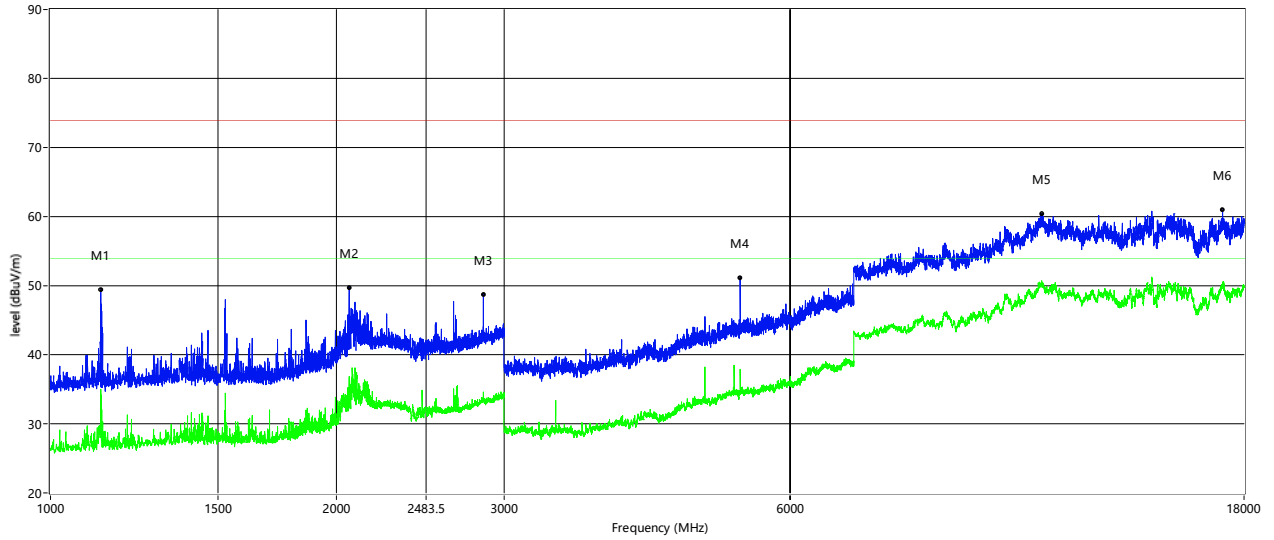
Prüfbericht - Nr.:
Test Report No.

CN219130 001

Seite 18 von 24
Page 18 of 24

BLE_M

RE_FCC Test Case_FCC 15C 1GHz-18GHz



Frequency (MHz)	Peak Reading (dBuV/m)	Average Level (dBuV/m)	Factor (dB)	Peak Level (dBuV/m)	Average Level (dBuV/m)	PK Limit (dBuV/m)	AV Limit (dBuV/m)	PK Over Limit (dB)	AV Over Limit (dB)	Min Margin (dB)	ANT
1130	50.83	36.41	-1.42	49.41	34.99	74.00	54.00	-24.59	-19.01	-19.01	Vertical
2061.5	46.68	33.81	3.05	49.73	36.86	74.00	54.00	-24.27	-17.14	-17.14	Vertical
2854	43.15	28.96	5.61	48.76	34.57	74.00	54.00	-25.24	-19.43	-19.43	Vertical
5316	56.16	42.85	-4.97	51.19	37.88	74.00	54.00	-22.81	-16.12	-16.12	Vertical
11028.75	50.39	40.28	10.06	60.45	50.34	74.00	54.00	-13.55	-3.66	-3.66	Vertical
17092.5	50.52	40.07	10.43	60.95	50.50	74.00	54.00	-13.05	-3.50	-3.50	Vertical

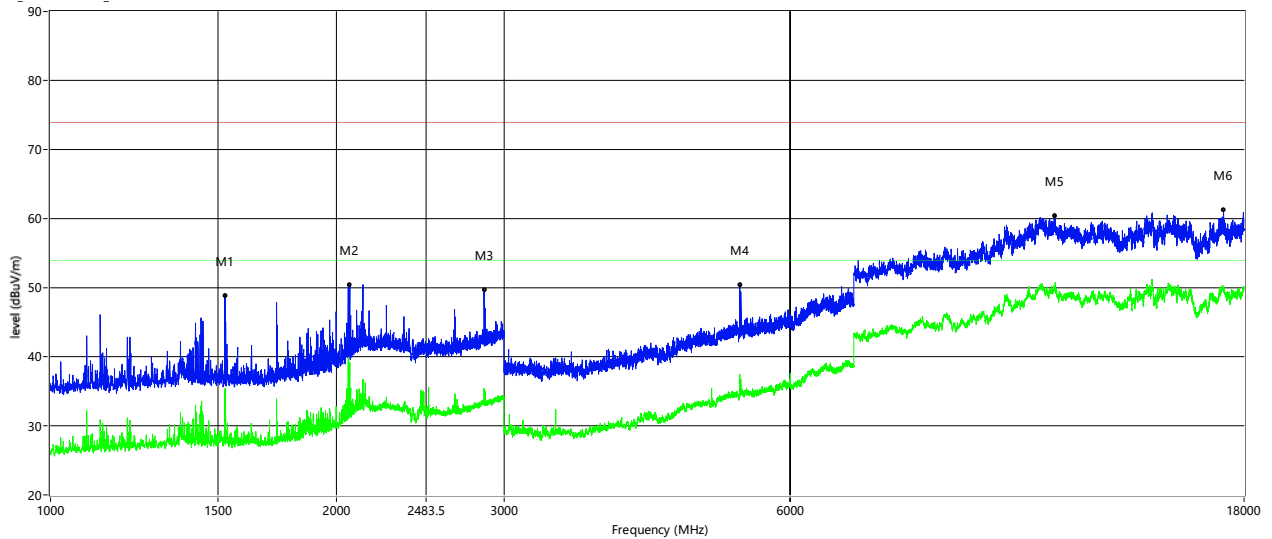
Prüfbericht - Nr.:
Test Report No.

CN219130 001

Seite 19 von 24
Page 19 of 24

BLE_H

RE_FCC Test Case_FCC 15C 1GHz-18GHz



Frequency (MHz)	Peak Reading (dBuV/m)	Average Reading (dBuV/m)	Factor (dB)	Peak Level (dBuV/m)	Average Level (dBuV/m)	PK Limit (dBuV/m)	AV Limit (dBuV/m)	PK Over Limit (dB)	AV Over Limit (dB)	Min Margin (dB)	ANT
1526.5	49.45	35.96	-0.59	48.86	35.37	74.00	54.00	-25.14	-18.63	-18.63	Horizontal
2064.5	47.35	36.09	3.1	50.45	39.19	74.00	54.00	-23.55	-14.81	-14.81	Horizontal
2858.5	44.05	29.83	5.61	49.66	35.44	74.00	54.00	-24.34	-18.56	-18.56	Horizontal
5311	55.39	42.41	-4.98	50.41	37.43	74.00	54.00	-23.59	-16.57	-16.57	Horizontal
11367	50.82	40.06	9.67	60.49	49.73	74.00	54.00	-13.51	-4.27	-4.27	Horizontal
17139.25	50.99	39.60	10.26	61.25	49.86	74.00	54.00	-12.75	-4.14	-4.14	Horizontal

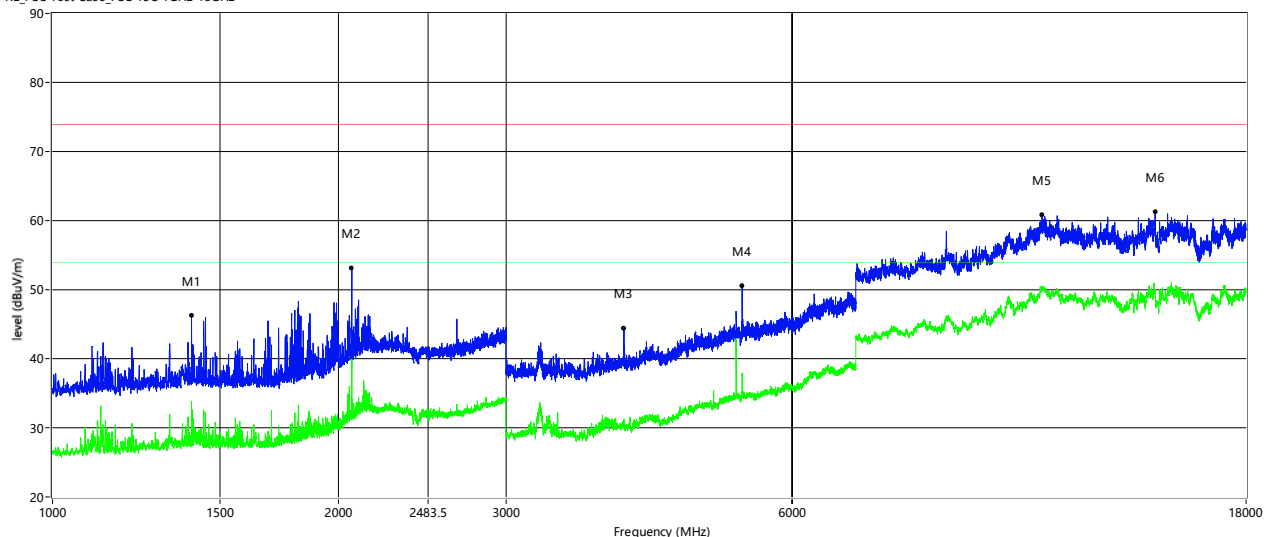
Prüfbericht - Nr.:
Test Report No.

CN219130 001

Seite 20 von 24
Page 20 of 24

BLE_H

RE_FCC Test Case_FCC 15C 1GHz-18GHz



Frequency (MHz)	Peak Reading (dBuV/m)	Average Level (dBuV/m)	Factor (dB)	Peak Level (dBuV/m)	Average Level (dBuV/m)	PK Limit (dBuV/m)	AV Limit (dBuV/m)	PK Over Limit (dB)	AV Over Limit (dB)	Min Margin (dB)	ANT
1400.5	47.01	34.51	-0.66	46.35	33.85	74.00	54.00	-27.65	-20.15	-20.15	Vertical
2064.5	50.06	36.81	3.1	53.16	39.91	74.00	54.00	-20.84	-14.09	-14.09	Vertical
3991	54.64	40.84	-10.22	44.42	30.62	74.00	54.00	-29.58	-23.38	-23.38	Vertical
5316	55.57	42.90	-4.97	50.60	37.93	74.00	54.00	-23.40	-16.07	-16.07	Vertical
10984.75	50.82	40.15	10.1	60.92	50.25	74.00	54.00	-13.08	-3.75	-3.75	Vertical
14449.75	50.43	38.38	10.84	61.27	49.22	74.00	54.00	-12.73	-4.78	-4.78	Vertical

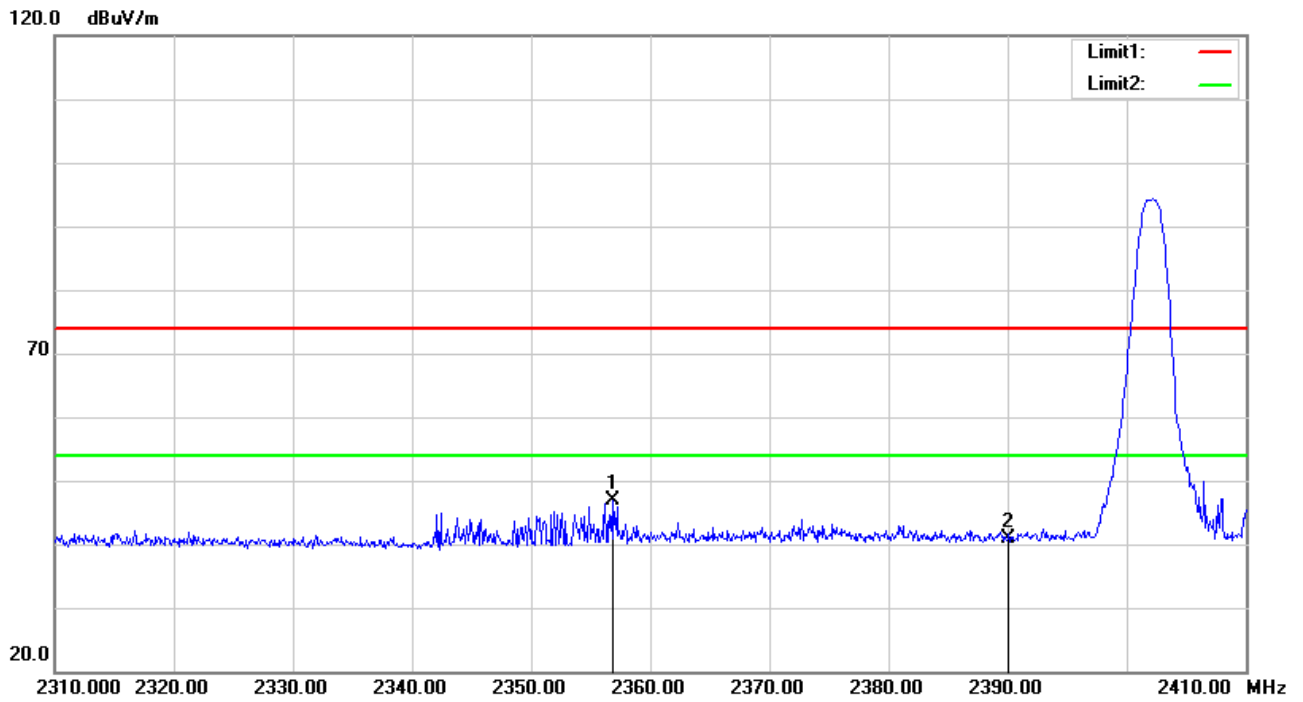
Prüfbericht - Nr.:
Test Report No.

CN219130 001

Seite 21 von 24
Page 21 of 24

Band Edge-BLE

Mode:	BLE_L CH	Ant.Polar.:	Horizontal
--------------	----------	--------------------	------------



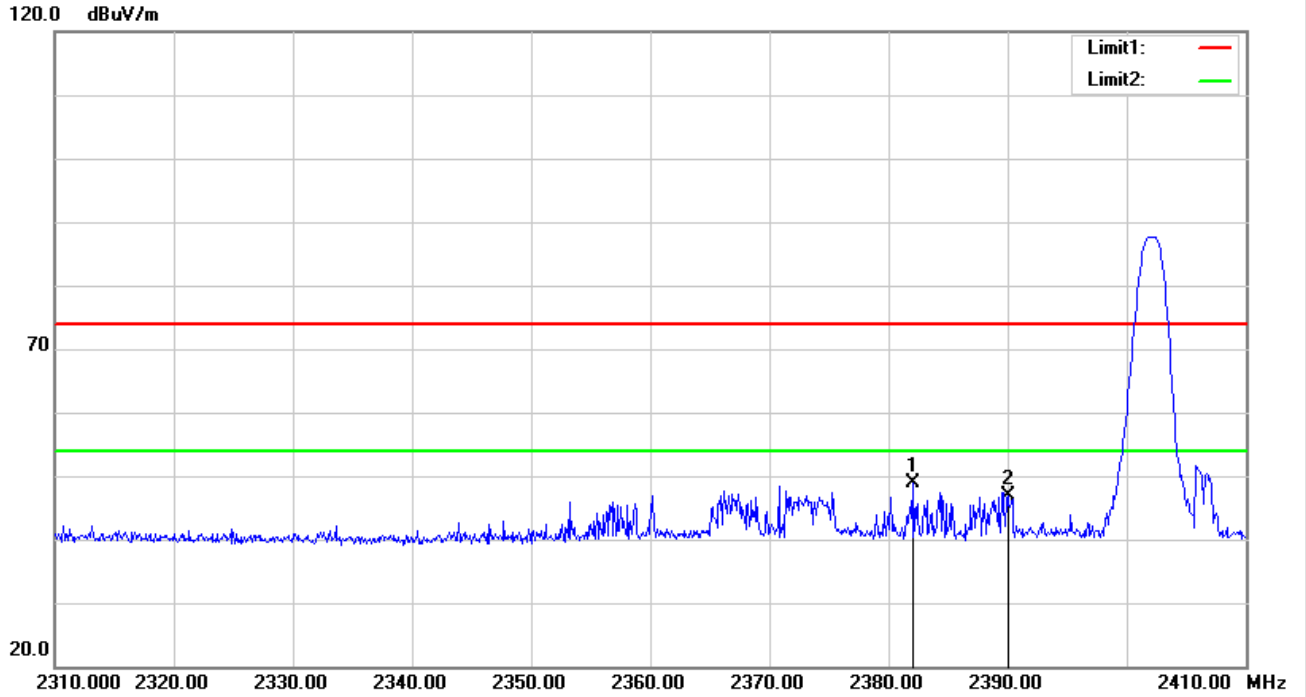
No.	Frequency (MHz)	Reading (dBuV)	Correct Factor(dB/m)	Result (dBuV/m)	Limit (dBuV/m)	Margin (dB)	Remark
1	2356.800	42.99	3.84	46.83	74.00	-27.17	peak
2	2390.000	36.43	4.34	40.77	74.00	-33.23	peak

Prüfbericht - Nr.:
Test Report No.

CN219130 001

Seite 22 von 24
Page 22 of 24

Mode:	BLE_L CH	Ant.Polar.:	Vertical
--------------	----------	--------------------	----------



No.	Frequency (MHz)	Reading (dBuV)	Correct Factor(dB/m)	Result (dBuV/m)	Limit (dBuV/m)	Margin (dB)	Remark
1	2382.100	44.65	4.22	48.87	74.00	-25.13	peak
2	2390.000	42.58	4.34	46.92	74.00	-27.08	peak

Prüfbericht - Nr.:

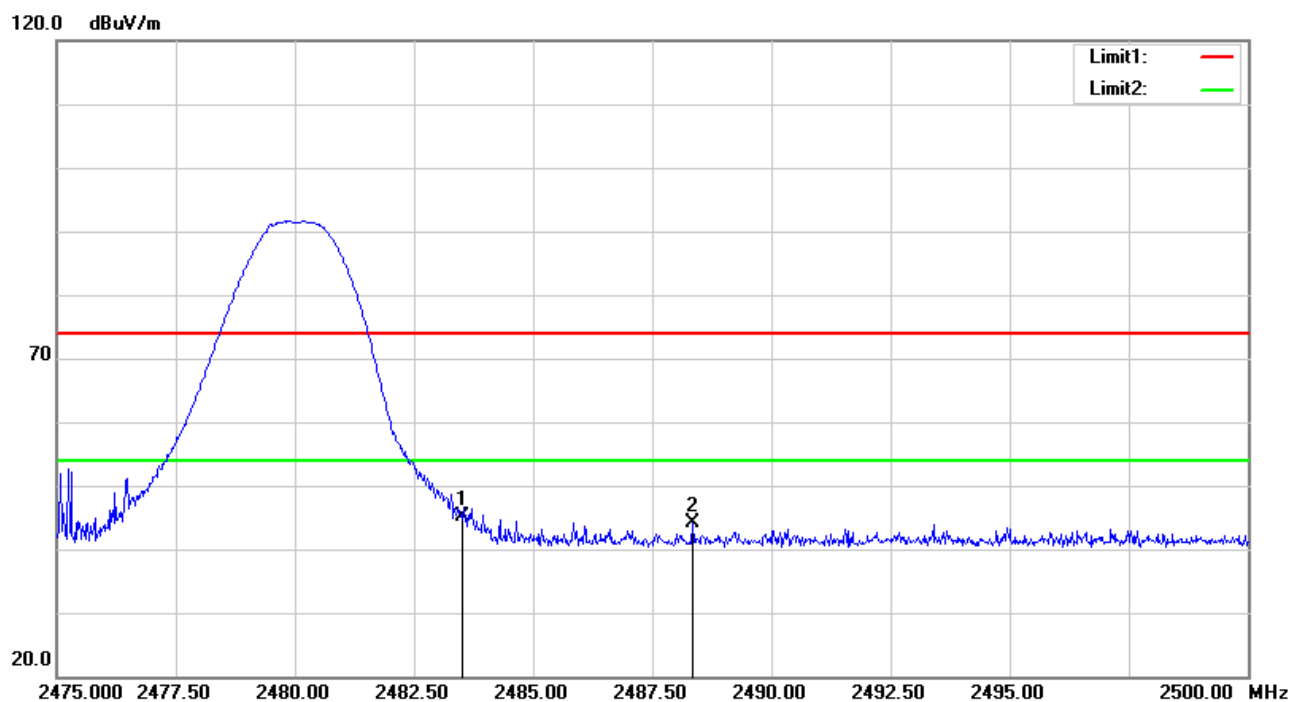
CN219130 001

Seite 23 von 24

Test Report No.

Page 23 of 24

Mode:	BLE_H CH	Ant.Polar.:	Horizontal
--------------	-----------------	--------------------	-------------------



No.	Frequency (MHz)	Reading (dBuV)	Correct Factor(dB/m)	Result (dBuV/m)	Limit (dBuV/m)	Margin (dB)	Remark
1	2483.500	40.58	4.60	45.18	74.00	-28.82	peak
2	2488.350	39.49	4.62	44.11	74.00	-29.89	peak

Prüfbericht - Nr.:

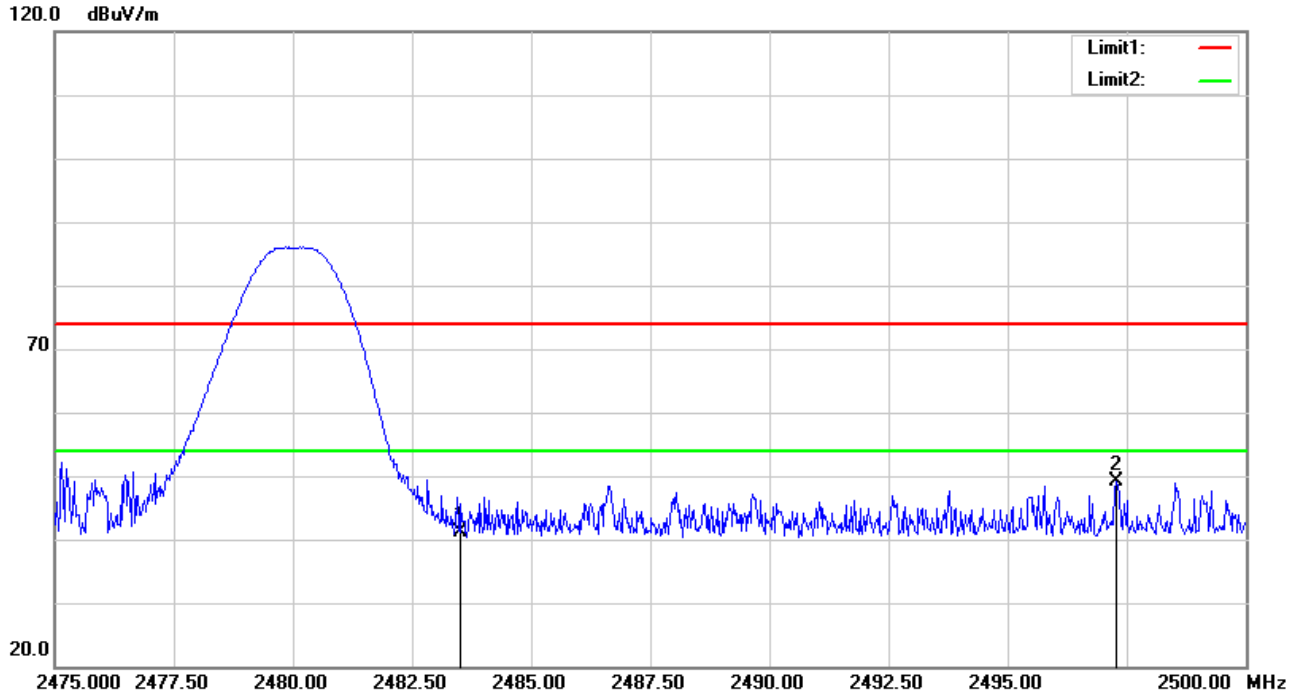
CN219130 001

Seite 24 von 24

Page 24 of 24

Test Report No.

Mode:	BLE_H CH	Ant.Polar.:	Vertical
--------------	----------	--------------------	----------



No.	Frequency (MHz)	Reading (dBuV)	Correct Factor(dB/m)	Result (dBuV/m)	Limit (dBuV/m)	Margin (dB)	Remark
1	2483.500	36.65	4.60	41.25	74.00	-32.75	peak
2	2497.275	44.47	4.64	49.11	74.00	-24.89	peak