

VICTROLA



THE  
LINDEN

MODEL: VRS-5000  
INSTRUCTION MANUAL

PLEASE READ THIS INSTRUCTION MANUAL CAREFULLY BEFORE USE  
AND KEEP IT FOR FUTURE REFERENCE.

**SAFETY INSTRUCTIONS**

TO PREVENT FIRE OR SHOCK HAZARD, DO NOT USE THIS PLUG WITH AN EXTENSION CORD, RECEPTACLE OR OTHER OUTLET UNLESS THE BLADES CAN BE FULLY INSERTED TO PREVENT BLADE EXPOSURE. TO PREVENT FIRE OR SHOCK HAZARD, DO NOT EXPOSE THIS APPLIANCE TO RAIN OR MOISTURE.



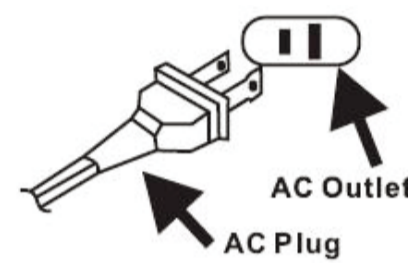
- 1) Please read these instructions and keep them for future reference.
- 2) Pay attention to all warnings.
- 3) Follow all instructions.
- 4) Do not use this apparatus near water.
- 5) Clean only with a dry cloth.
- 6) Do not block any ventilation openings.
- 7) Install in accordance with the manufacturer's instructions. Do not install near any heat sources such as radiators, heaters, stoves, or other apparatus
- 8) Protect the power cord from being walked on or kinked, where the Plug is fitted and at the point where it exits from the apparatus.
- 9) Only use attachments / accessories specified by the manufacturer.
- 10) Unplug this apparatus during lightning storms or when unused for long periods.
- 11) Refer all servicing to qualified service personnel. Servicing is required when the apparatus has been damaged in any way, such as power-supply cord or plug is damaged, liquid has been spilled or objects have fallen into the apparatus, the apparatus has been exposed to rain or moisture, does not operate normally, or has been dropped.
- 12) This appliance should not be exposed to dripping or splashing water and no object filled with liquids, such as vases, should be placed on the apparatus.
- 13) Do not overload the wall power outlet. Use only power source as indicated - i.e. 120V AC mains.

**IMPORTANT NOTES**

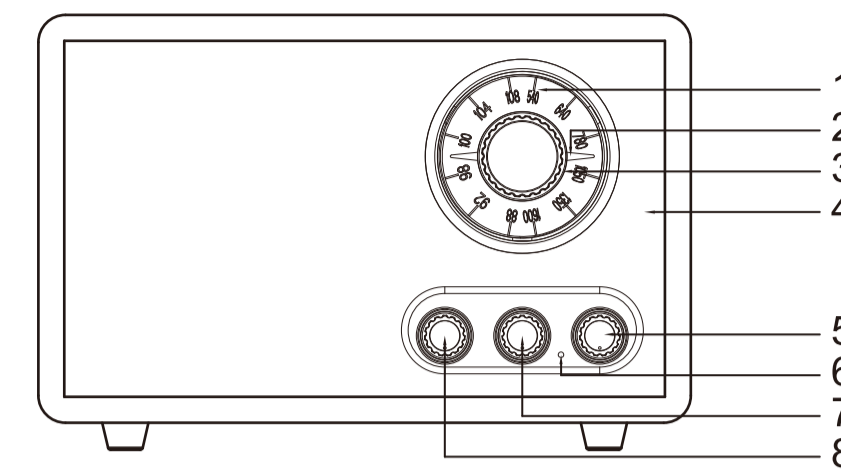
Avoid installing this unit in places exposed to direct sunlight or close to heat radiating appliances such as electric heaters, on top of other stereo equipment that radiates too much heat, places lacking ventilation or dusty areas, places subject to constant vibration and/or humid or moist areas.  
Do not attempt to clean this unit with chemical solvents as this might damage the finish. Use a clean dry cloth. Operate controls and switches as described in the manual. Before turning On the power, make sure the AC power cord is plugged in. When moving the unit, be sure to first disconnect the power cord.

**POWER SOURCE**

This product is designed to operate on 120V 60Hz AC Mains only. Attempting to operate this system from any other power source may cause damage to the system, and such damage is not covered by your warranty. NOTE: This system is equipped with domestic standard AC power 2 plug. If this plug does not fit into your existing AC outlet, do NOT try to defeat this safety feature by filing the wide blade to make it fit into your outlet. If this plug will not fit into your outlet, you probably have an outdated non-polarized AC outlet. You should have your outlet changed by a qualified licensed electrician. The Socket-outlet shall be easily accessible.



**PRODUCT OVERVIEW**

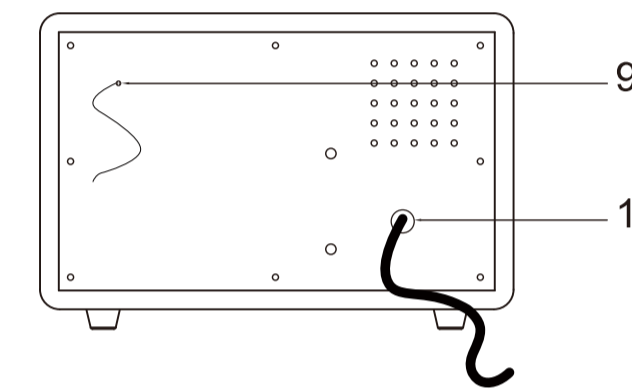


**FRONT VIEW**

1. AM / FM scale
2. AM / FM pointer
3. TUNING knob
4. Speaker Grill
5. OFF / Volume control
6. Power / LED Indicator
7. Adjustable Tone Control Knob (Bass and Treble)
8. AM / FM / BT Knob

**REAR VIEW**

9. FM Antenna
10. AC power cord (Plugs into a wall outlet)



**LISTENING TO FM RADIO**

1. Turn the unit ON, then rotate the AM / FM / BT selector to select FM.
2. Rotate the Volume Knob to adjust your desired volume level.
3. Rotate the TUNING knob to select your desired station.
4. Adjust the antenna (located on back of unit) to get the best reception.

**LISTENING TO AM RADIO**

1. Turn the unit ON, then rotate the AM / FM / BT selector to select AM.
2. Rotate the Volume Knob to adjust your desired volume level.
3. Rotate the TUNING knob to select your desired station.

**LISTENING TO AN EXTERNAL DEVICE (BLUETOOTH)**

In Bluetooth Mode, this Unit can play music from external devices that are Bluetooth Compatible.

**CONNECTING YOUR BLUETOOTH DEVICE**

1. Turn the unit ON, then rotate the AM / FM / BT selector to select BT.
2. Rotate the Volume Knob to adjust your desired volume level
3. Turn ON the Bluetooth function on your external device.
4. Open Bluetooth settings on your external device. *Note: The effective distance between your external device and this unit is 10 meters (33 ft).*
5. Wait a moment for "Victrola Linden" to appear on the device list of your external device's Bluetooth setting, then select "Victrola Linden". If your device asks for password enter "0000" then press "OK".
6. When the Bluetooth connection as been established successfully you will hear audible beep and the LED Indicator will remain lit.
7. Start playback through your external device.

**BASS AND TREBLE CONTROL**

Turn the Tone Control Knob to your desired preference.  
- To hear more Bass turn the knob to the left.  
- To hear more Treble turn the knob to the right.

**SPECIFICATIONS**

**GENERAL**

- Power Requirements..... AC 120 V~60Hz
- Power Consumption..... 13 W
- Dimensions (L x H x D) ..... 9.4 in x 4.9 in x 6.1 in (approx)  
240mm x 125mm x 155mm (approx)
- Weight..... 3.86 lbs (approx)  
1.75 Kg (approx)

**SPEAKER SYSTEM**

- Type..... 1-Way
- Impedance..... 4 ohms
- Output power ..... 10W

**RADIO**

- FM Range .....87-108 MHz
- AM Range..... 530-1710 KHz

**BLUETOOTH**

- Bluetooth Version..... Bluetooth V5.0  
With EDR, BDR Only
- Bluetooth Profile..... A2DP, AVRCP1.4
- Bluetooth Frequency Range..... 2.402~2.480GHz
- Operating Distance..... 10 meters

**TROUBLESHOOTING**

	Symptom	Possible Cause	Solution
GENERAL	• Unit will not power on.	• Unit is unplugged.	• Connect the unit to the AC power supply.
	• No sound output from speakers.	• The volume level is set too low. • The input selector does not match the playback source.	• Adjust the volume. • Select the correct input source.
	• Noise/Distortion in sound output.	• The unit is too close to a TV set or another interfering device.	• Turn off the TV or other appliance, and relocate the unit.
RADIO	• Unit fails to respond.	• It might result from external factors such as ESD (Electro-static discharge).	• Disconnect the power cord and external audio device. Re-plug the power cord after one minute.
	• Cannot listen to any station, or signal appears weak.	• The station is not tuned-in properly. • A TV set is being used nearby and is interfering with the radio reception.	• Properly tune-in the desired station. • Turn-off the interfering TV set.
	• The sound is distorted.	• The antenna is not oriented properly.	• Re-orient the antenna until reception improves.
BLUETOOTH	• No Sound.	• The unit is not switch to Bluetooth mode. • Your device's and/or the unit's volume not turn up. • Your device is too far from the unit or there is an obstacle between your device and the unit.	• Ensure the unit is switched to BT mode. • Move your Bluetooth device closer to unit. • Turn up the volume on your portable device or the unit. • Turn off your Bluetooth device and unit then power them both back ON.
	• Sound has a lot of static.	• Your device is too far away.	• Bring your device closer to the unit.
	• Unable to pair with a Bluetooth device.	• Your device doesn't have Bluetooth connectivity. • The Bluetooth pairing is not successful.	• Confirm that your device is Bluetooth compatible. • Repair the unit and device again.

For further assistance with your product, call Innovative Technology at TOLL FREE# 1-877-4TECH-97 (1-877-483-2497).

Please note: As a result of continual improvements, the design and specifications of this product are subject to change without notice.

Bluetooth is a registered trademark of Bluetooth SIG, Inc. Other trademarks and trade names are those of their respective owners.

Made in China.

**FCC STATEMENT**

Any Changes or modifications not expressly approved by the party responsible for compliance could void the user's authority to operate the equipment. This device complies with part 15 of the FCC Rules. Operation is subject to the following two conditions: (1) This device may not cause harmful interference, and (2) this device must accept any interference received, including interference that may cause undesired operation.

**IMPORTANT NOTE:**  
FCC Radiation Exposure Statement:

This equipment complies with FCC radiation exposure limits set forth for an uncontrolled environment. This transmitter must not be co-located or operating in conjunction with any other antenna or transmitter.  
Note: This equipment has been tested and found to comply with the limits for a Class B digital device, pursuant to part 15 of the FCC Rules. These limits are designed to provide reasonable protection against harmful interference in a residential installation. This equipment generates, uses and can radiate radio frequency energy and, if not installed and used in accordance with the instructions, may cause harmful interference to radio communications. However, there is no guarantee that interference will not occur in a particular installation. If this equipment does cause harmful interference to radio or television reception, which can be determined by turning the equipment off and on, the user is encouraged to try to correct the interference by one or more of the following measures:  
—Reorient or relocate the receiving antenna.  
—Increase the separation between the equipment and receiver.  
—Connect the equipment into an outlet on a circuit different from that to which the receiver is connected.  
—Consult the dealer or an experienced radio/TV technician for help.

**IC STATEMENT**

This device complies with Industry Canada licence-exempt RSS standard(s). Operation is subject to the following two conditions:  
(1) this device may not cause interference, and (2) this device must accept any interference, including interference that may cause undesired operation of the device.

Le présent appareil est conforme aux CNR d'Innovation, Sciences et Développement économique Canada applicables aux appareils radio exempts de licence. L'exploitation est autorisée aux deux conditions suivantes :

- (1) l'appareil n'émet pas de brouillage, et
- (2) l'utilisateur de l'appareil doit accepter tout brouillage radioélectrique subi, même si le brouillage est susceptible d'en compromettre le fonctionnement.

The device is compliance with RF exposure guidelines, users can obtain Canadian information on RF exposure and compliance. Après examen de ce matériel aux conformités ou aux limites d'intensité de champ RF, les utilisateurs peuvent sur l'exposition aux radiofréquences et la conformité and compliance d'acquérir les informations correspondantes.

**CALIFORNIA PROP 65**



**WARNING:** This product can expose you to chemicals including lead, which is known to the State of California to cause cancer and birth defects or other reproductive harm. For more information go to [www.P65Warnings.ca.gov](http://www.P65Warnings.ca.gov).

**WARRANTY**

Victrola is a registered trademark of Innovative Technology Electronics LLC.

**Innovative Technology Electronics LLC. Limited Warranty:**  
**90 Days Labor, One Year Parts**

Innovative Technology Electronics LLC. (IT) warrants the product to be free from "Defects" in materials under normal use for a period of "One Year" from the date of the original purchase. The Warranty is "Not" transferable. IT agrees, within the initial "90 Day" period, to repair or replace the product if it is determined to be defective at "No Charge". It is further agreed that IT will cover the cost to repair or replace damaged "Parts" only for a total period of "One Year" from the date of the original purchase. The warranty does not cover cosmetic damage, antennas, AC cords, cabinets, headbands, ear-pads, or damage due to line power surges, connection to improper voltage supply or settings, misuse, mishandling, accident, acts of God or attempted repair by an unauthorized service agent.

To obtain service, the purchaser **MUST** present an original sales receipt / proof of purchase. Please contact us at [www.victrola.com](http://www.victrola.com) to request an RMA (Return Material Authorization) number to return products for service or replacement. Returns without an RMA number on the package will be refused and returned to sender. Upon receipt of the returning item and our full inspection (IT) may issue a replacement to customer for the same item or of one that has equivalent value and features. To return an item, supply full name, return address, phone number, item purchased, receipt of purchase and reason for return to obtain RMA number.

All returns must be in the original packaging or reasonable substitute to prevent damage. Customer "Must" include full name, shipping address and telephone number inside of package. No return will be shipped back to a PO Box or APO address.

- Please include your check or money order in the amount of:
- USD \$5.00 for items \$10.00 to \$39.99. (Price Paid Per Unit)
  - USD \$10.00 for items \$40.00 to \$99.99. (Price Paid Per Unit)
  - USD \$16.00 for items \$100.00 and up. (Price Paid Per Unit)
  - Shipping fees are non-refundable.

to be payable to Innovative Technology Electronics LLC. (for handling and return shipping charges) (IT) will not be responsible for delays or unprocessed claims resulting from a purchaser's failure to provide any / all of the necessary information. Send all inquiries or RMA request via our website [www.victrola.com/pages/technical-support](http://www.victrola.com/pages/technical-support).

Innovative Technology Electronics LLC.  
1 Channel Drive  
Port Washington, NY 11050  
Toll free: 1-877-483-2497  
Website for support: [www.victrola.com/pages/technical-support](http://www.victrola.com/pages/technical-support)

There are no express warranties except as listed above. REPAIR OR REPLACEMENT AS PROVIDED UNDER THIS WARRANTY IS THE EXCLUSIVE REMEDY OF THE CUSTOMER. (IT) SHALL NOT BE LIABLE FOR ANY INCIDENTAL OR CONSEQUENTIAL DAMAGES FOR BREACH OF ANY EXPRESS OR IMPLIED WARRANTY ON THIS PRODUCT EXCEPT TO THE EXTENT PROHIBITED BY APPLICABLE LAW. ANY IMPLIED WARRANTY OF MERCHANTABILITY OR FITNESS FOR A PARTICULAR PURPOSE ON THIS PRODUCT IS LIMITED IN DURATION TO THE DURATION OF THIS WARRANTY.

Some states do not allow the exclusion or limitation of incidental or consequential damages, or limitations on how long an implied warranty lasts, so the above exclusions or limitations may not apply to you. This warranty gives you specific legal rights and you may also have other rights, which vary from state to state.