



For all kinds of music

您好!

T29 ANC 智能触控 真无线主动降噪耳塞带充电舱 使用说明(LD)

尊敬的AWEI用户:

感谢您选用AWEI产品!您的选择对于我们至关重要,这意味着AWEI又增加了一名新用户。希望通过我们的产品和服务,为您带来上佳的体验。也希望您在产品体验过程中,通过官方客户热线、微博、微信、等提出好的意见和建议,帮助AWEI不断完善产品和服务。

如果您在产品使用过程中遇到任何问题,请参照服务流程,方便、快捷地获取帮助。您的支持是我们成长的动力,您的每一次认可和评价都是对AWEI莫大的鼓励。谢谢!

用维营销团队

1

介绍

非常感谢您使用AWEI T29 ANC智能触控真无线主动降噪蓝牙耳机,在使用本产品之前,请详细阅读本手册。

蓝牙无线通信的技术介绍

蓝牙是一种支持设备短距离通信(通常在10M内)的无线电技术。能在包括手机、无线耳机、电脑等众多IT数码设备之间进行无线信息交换。利用“蓝牙”技术能有效地简化设备之间的通信,数据传输从而变得更加迅速高效。

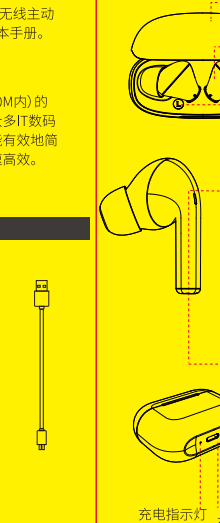
配件清单

- 2X 蓝牙耳机
- 1X 便携式充电舱
- 1X 说明书
- 1X USB充电线



2

产品示意图



3

蓝牙耳机使用方法

■ 操作说明

- 开机:左右耳机从充电舱拿出即开机/触摸3秒多功能键。
- 关机:左右耳机放入充电舱会自动关机/未连接设备触摸5秒多功能键。
- 耳机配对:双击左右耳机。

■ 蓝牙配对

- 单耳连接:**
 - 把充电舱中的耳机只拿出其中一个。
 - 打开手机蓝牙,搜索到“AWEI T29 ANC”点击配对连接。(与手机连接成功后耳机进入冰蓝灯单次闪烁)
- 双耳连接:**
 - 把充电舱的耳机(两个)拿出,双耳自动开机互连,主耳机伴有白冰蓝灯闪烁,耳机进入配对模式。(表示耳机在搜索状态中,此时可以打开手机或其它蓝牙设备进行连接。)
 - 打开手机或其它蓝牙设备,搜索到“AWEI T29 ANC”点击手机配对连接。
 - 自动回连:** 开机时自动回连已配对手机。(前提是手机蓝牙要打开,手机蓝牙没有清除与本设备的配对记录)

4

蓝牙耳机使用方法

■ 按键定义

- 来电接听电话:触摸一下多功能键
- 来电拒接电话:触摸2秒多功能键
- 挂断电话:触摸一下多功能键
- 播放:触摸一下多功能键
- 暂停:触摸一下多功能键
- 音量+:长触右耳多功能键(播放状态)
- 音量-:长触左耳多功能键(播放状态)
- 下一曲:双触右耳多功能键(播放状态)
- 上一曲:双触左耳多功能键(播放状态)
- ANC功能:长触多功能键(暂停状态)
- Siri:三触左耳多功能键

■ 指示灯状态

- 1. 耳机
 - 充电时,冰蓝灯长亮;充满电后,灯灭;配对时,冰蓝白灯交替闪烁。
- 2. 充电舱
 - 充电时,红灯慢闪;充满电后,指示灯长亮。

■ 产品特征

- 1. IPX6级防水/防汗功能。
- 2. 蓝牙5.2方案,低功耗,超强兼容性。
- 3. 支持麦克风通话免提功能。
- 4. 真正的双耳无线,您也可以选择单耳或双耳模式来使用。
- 5. 主动降噪,拒绝噪音。

5

蓝牙耳机使用方法

■ 安全与保养

- 在使用时,请阅读以下建议有助于您遵守保修条款,并延长产品的使用寿命。
 - ★ 保持产品干燥,勿将产品放在潮湿的地方,以免影响产品内部电路;
 - ★ 不要将产品放置在太阳晒射或者高温的地方,高温会缩短电子部件的使用寿命损坏电池,使某些塑料部件变形;
 - ★ 不要将产品放在过冷的地方,以免损坏内部电路板
 - ★ 不要试图拆开产品,尤其是非专业人员,可能会损坏产品;
 - ★ 不要跌落、强烈震动、用硬体撞击产品,以免损坏内部电路;
 - ★ 不要使用烈性化学制品、清洁剂清洁机器;
 - ★ 不要用尖体在产品表面上乱划,以免损坏外壳和影响外观;
 - ★ 不要对机器连续充电超过10小时,以免影响使用寿命;
- 如产品不能正常工作,请将其送至AWEI的授权维修机构,工作人员会热心帮您解决问题。

■ 声明

为提高产品性能我们会进行产品升级,本说明内容可能会有所变更,恕不另行通知,敬请谅解。感谢您的选购!

6

产品规格

■ 蓝牙规格

- 蓝牙版本: V5.2
- 支持协议: HSP、HFP、A2DP、AVRCP
- 待机时间: 300 h
- 通话时间: 9 h
- 音乐播放时间: 8 h
- 充电时间: 1 h
- 充电电压: DC 5V
- 蓝牙工作频率: 2.402G-2.480G
- 环境温度: -20/+45°C
- 传输距离: 10m
- 耳塞电池容量: 45mAh / 3.7V
- 充电舱电池容量: 500mAh / 3.7V

■ 喇叭规格

- 驱动单元: 10mm
- 灵敏度: 108dB ± 3dB
- 阻抗: 32ohms
- 频率响应范围: 20-10000Hz

7

售后服务指南

■ 七天包退细则

- A. 包退原则: 用户在AWEI直属专营店或经AWEI授权的分销店所购买的产品,自购买之日起7天内,产品未受到任何人为或外力的损害而发生的产品质量问题,厂家包退货。
- B. 退货流程: 用户将产品、包装和票据完整地拿到(或自费邮寄到) 购买地点给卖家检测——卖家按质保鉴定规则检测,鉴定该产品实属产品质量问题——卖家退还用户购买产品时所付的费用。

■ 十五天包换细则

- A. 包换原则: 用户在AWEI直属专营店或经AWEI授权的分销店所购买的产品,自购买之日起15天内,产品未受到任何人为或外力的损害而发生的产品质量问题,厂家包换货。
- B. 换货流程: 用户将产品、包装和票据完整地拿到(或自费邮寄到) 购买地点给卖家检测——卖家按质保鉴定规则检测,鉴定该产品实有产品质量问题——卖家为用户更换货品并开具新票据。

■ 十二个月包修细则

- A. 包修原则: 用户在AWEI直属专营店或经AWEI授权的

8

售后服务指南

■ 产品售后保修卡 (请认真填写完整)

- 分销店所购买的产品,自购买之日起十二个月内,产品未受到任何人为或外力的损害而发生的产品质量问题,厂家包修。
 - B. 保修流程: 用户将产品、包装和票据完整地拿到(或自费邮寄到) 购买地点给卖家检测——卖家按质保鉴定规则检测,鉴定该产品有产品质量问题——卖家填写产品质量保卡并盖章——卖家将产品邮寄给厂家维修——厂家维修好邮寄给卖家——卖家通知用户取货。
- 四、质保鉴定规则
- A. 无质保产品: 包装盒、收纳袋、耳机夹、耳套等附属部件;不在三包期内的产品;非AWEI授权或非正规渠道所购买的产品;非AWEI正品;赠品;被人为损害的产品;被外力损害的产品。
 - B. 质保鉴定: 查三包期(以票据为证)——查正品(进AWEI官方网站查防伪编码)——查产品损坏情况(有无明显人为造成的破损、有无被水、火、化学物品或重物损害的痕迹)——查产品质量(在符合产品使用的情况下测试效果是否与产品描述相符)——查购买渠道(限厂家查证)。

9

售后服务指南

■ 产品售后保修卡 (请认真填写完整)

产品型号	条形码
用户名字	用户电话
用户住址	
商家名称	商家电话
商家地址	
购买日期	报修日期
损坏情况	维修时间
备注	

10

售后服务指南

■ 产品售后保修卡 (请认真填写完整)

产品型号	条形码
用户名字	用户电话
用户住址	
商家名称	商家电话
商家地址	
购买日期	报修日期
损坏情况	维修时间
备注	

11

售后服务指南

■ 产品售后保修卡 (请认真填写完整)

产品型号	条形码
用户名字	用户电话
用户住址	
商家名称	商家电话
商家地址	
购买日期	报修日期
损坏情况	维修时间
备注	

11

售后服务指南

■ 产品售后保修卡 (请认真填写完整)

产品型号	条形码
用户名字	用户电话
用户住址	
商家名称	商家电话
商家地址	
购买日期	报修日期
损坏情况	维修时间
备注	

11

售后服务指南

■ 产品售后保修卡 (请认真填写完整)

产品型号	条形码
用户名字	用户电话
用户住址	
商家名称	商家电话
商家地址	
购买日期	报修日期
损坏情况	维修时间
备注	

11

售后服务指南

■ 产品售后保修卡 (请认真填写完整)

产品型号	条形码
用户名字	用户电话
用户住址	
商家名称	商家电话
商家地址	
购买日期	报修日期
损坏情况	维修时间
备注	

11

售后服务指南

■ 产品售后保修卡 (请认真填写完整)

产品型号	条形码
用户名字	用户电话
用户住址	
商家名称	商家电话
商家地址	
购买日期	报修日期
损坏情况	维修时间
备注	

11

售后服务指南

■ 产品售后保修卡 (请认真填写完整)

产品型号	条形码
用户名字	用户电话
用户住址	
商家名称	商家电话
商家地址	
购买日期	报修日期
损坏情况	维修时间
备注	

11

售后服务指南

■ 产品售后保修卡 (请认真填写完整)

产品型号	条形码
用户名字	用户电话
用户住址	
商家名称	商家电话
商家地址	
购买日期	报修日期
损坏情况	维修时间
备注	

11

售后服务指南

■ 产品售后保修卡 (请认真填写完整)

产品型号	条形码
用户名字	用户电话
用户住址	
商家名称	商家电话
商家地址	
购买日期	报修日期
损坏情况	维修时间
备注	

11

售后服务指南

■ 产品售后保修卡 (请认真填写完整)

产品型号	条形码
用户名字	用户电话
用户住址	
商家名称	商家电话
商家地址	
购买日期	报修日期
损坏情况	维修时间
备注	

11

售后服务指南

■ 产品售后保修卡 (请认真填写完整)

产品型号	条形码
用户名字	用户电话
用户住址	
商家名称	商家电话
商家地址	
购买日期	报修日期
损坏情况	维修时间
备注	

11

售后服务指南

■ 产品售后保修卡 (请认真填写完整)

产品型号	条形码
用户名字	用户电话
用户住址	
商家名称	商家电话
商家地址	
购买日期	报修日期
损坏情况	维修时间
备注	

11

售后服务指南

■ 产品售后保修卡 (请认真填写完整)

产品型号	条形码
用户名字	用户电话
用户住址	
商家名称	商家电话
商家地址	
购买日期	报修日期
损坏情况	维修时间
备注	

11

售后服务指南

■ 产品售后保修卡 (请认真填写完整)

产品型号	条形码
用户名字	用户电话
用户住址	
商家名称	商家电话
商家地址	
购买日期	报修日期
损坏情况	维修时间
备注	

11

售后服务指南

■ 产品售后保修卡 (请认真填写完整)

产品型号	条形码
用户名字	用户电话
用户住址	
商家名称	商家电话
商家地址	
购买日期	报修日期
损坏情况	维修时间
备注	

11

售后服务指南

■ 产品售后保修卡 (请认真填写完整)

产品型号	条形码
用户名字	用户电话
用户住址	
商家名称	商家电话
商家地址	
购买日期	报修日期
损坏情况	维修时间
备注	

11

售后服务指南

■ 产品售后保修卡 (请认真填写完整)

产品型号	条形码
用户名字	用户电话
用户住址	
商家名称	商家电话
商家地址	
购买日期	报修日期
损坏情况	维修时间
备注	

11

售后服务指南

■ 产品售后保修卡 (请认真填写完整)

产品型号	条形码
用户名字	用户电话
用户住址	
商家名称	商家电话
商家地址	
购买日期	报修日期
损坏情况	维修时间
备注	

11

售后服务指南

■ 产品售后保修卡 (请认真填写完整)

产品型号	条形码
用户名字	用户电话
用户住址	
商家名称	商家电话
商家地址	
购买日期	报修日期
损坏情况	维修时间
备注	

11

售后服务指南

■ 产品售后保修卡 (请认真填写完整)

产品型号	条形码
用户名字	用户电话
用户住址	
商家名称	商家电话
商家地址	
购买日期	报修日期
损坏情况	维修时间
备注	

11

售后服务指南

■ 产品售后保修卡 (请认真填写完整)

产品型号	条形码
用户名字	用户电话
用户住址	
商家名称	商家电话
商家地址	
购买日期	报修日期
损坏情况	维修时间
备注	

11

售后服务指南

■ 产品售后保修卡 (请认真填写完整)

产品型号	条形码
用户名字	用户电话
用户住址	
商家名称	商家电话
商家地址	
购买日期	报修日期
损坏情况	维修时间
备注	

11

售后服务指南

■ 产品售后保修卡 (请认真填写完整)

产品型号	条形码
用户名字	用户电话
用户住址	
商家名称	商家电话
商家地址	
购买日期	



For all kinds of music

Hello!

FCC ID: 2AFG0-T29ANC
T29 ANC
SMART TOUCH
TRUE WIRELESS ANC FUNCTION
EARBUDS WITH CHARGING CASE
USER MANUAL (LD)

Dear AWEI User,
Thank you for choosing AWEI product. Your choice is crucial for us, which means AWEI has added a new user. Hope that we will bring you a good experience through our products and services. Also hope you will put forward the good advice and suggestions by official customer hotline, Weibo and Wechat in the process of product experience, which can help AWEI to constantly improve product and service.

If you encounter any problems in the using product, please refer to service process. Your support is our strongest power, also your recognition and evaluation are a great encouragement to AWEI. Thank you!

AWEI sales team

1

Introduction

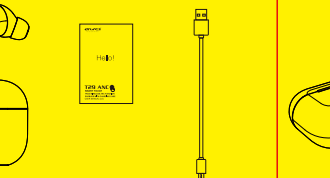
Thank you for purchasing the model AWEI T29 ANC True Wireless ANC Function Earbuds With Charging Case. Please read this manual before use.

Bluetooth wireless communications Technology introduction

Bluetooth is a kind of wireless technology which support short distance communications (work normally within a distance of 10M) with it you can exchange information by wireless between many IT digital devices like mobile phones / wireless earphones / computers etc. Bluetooth technology effectively simplify the communications which makes device and data transmission quickly and effectively.

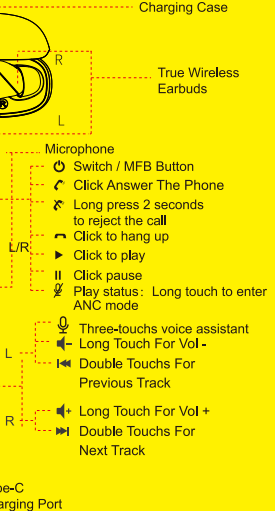
Accessories List

- 2X Wireless Earbuds
- 1X User Manual
- 1X Portable Charging Case
- 1X USB Charging Cable



2

Overview Of Headset



3

How To Use

User Manual

Power on: Take out earbuds from charging case / long touch the MFB 3 second.

Power off: Put earbuds into the charging case, turn off automatically / unconnected device, touch the MFB button for 5 seconds.

Earphone pairing: Double-click the left and right earbuds.

Pairing

Single Earbud Connection

1. Take out one earbud from charging case.
2. Open mobile bluetooth, find pairing name "AWEI T29 ANC", click and connect. (When the earbud and phone connect successfully, blue light continuous flashing.)

Double Earbuds Connection

1. When you take out two earbuds from charging case, earbuds will connect automatically. The main earbud's white and blue light will flash alternately and earbuds start to enter pairing status. (Now earbuds are in pairing and you could open phone or connect other Bluetooth devices.)
2. Open phone or other Bluetooth devices, search "AWEI T29 ANC", click it and connect.
3. **Re-connect automatically:** It will re-connect automatically to paired devices. (Premise is that devices' Bluetooth is on and earbuds paired record still exist.)

4

How To Use

Note:

1. These two earbuds already be paired before delivery. So when you get earbuds, it is unnecessary to pair two earbuds by yourself.
2. If both earbuds cannot be automatically paired (i.e. two earbuds are flash white and blue lights alternately at the same time), double-click the left and right earphones simultaneously.
3. When TWS connect successfully, "L" earphone blue and white indicator flashes slowly, "R" earphone white light flashes slowly. Then it's available to connect with mobile. (If pairing is not successful, please put back earphones to charging case and repeat above instructions)

Note:

When your earbuds connected phone and you find one earbud no sound, you could turn off bluetooth on phone and put earbuds back to charging case. Then take them out again, these two earbuds will paired successfully within 10 seconds, and only white light continuously flashing. You could follow above 1 and 2 steps to connect your phone.

5

How To Use

Button Definition

- Answer incoming call: Touch the MFB
- Reject incoming call: Long touch the MFB for 2 seconds
- Hang up the phone: Touch the MFB
- Play: Touch the MFB
- Pause: Touch the MFB
- Vol + : Long touch the R MFB (Play status)
- Vol - : Long touch the L MFB (Play status)
- Next Track: Double touches the R MFB (Play status)
- Previous Track: Double touches the L MFB (Play status)
- ANC function : Long touch the MFB (Pause status)
- Siri: Three touches the L MFB

Light status

1. Earbuds
 - Charging, the blue light on; Full charge, the light off; Pairing, the blue and white light flash;
2. Charging Case
 - The red light flashes slowly when charging; after fully charged, the indicator light will go on long.

Products Features

1. IPX6 Waterproof and Sweatproof.
2. V5.2 chip, low power consumption, super compatibility.
3. Hands-free function.
4. True wireless earbuds, You can use by single or a pair.
5. Active noise cancellation, reject noise.

6

Specifications

Bluetooth Specifications

- Bluetooth Version: V5.2
- Profile Support: HSP/ HFP/ A2DP/ AVRCP
- Stand-by Time: 300 h
- Talk Time: 9 h
- Music Play Time: 8 h
- Charging Time: 1 h
- Charging Voltage: DC 5V
- Frequency Range: 2.402G-2.480G
- Ambient Temperature: -20/+45 C
- Transmission Distance: 10m
- Earbuds Battery Capacity: 45mAh / 3.7V
- Charging Case Battery Capacity: 500mAh / 3.7V

Driver Specifications

- Driver Unit: 10mm
- Sensitivity: 108dB ± 3dB
- Impedance: 32ohms
- Frequency Response: 20-10000Hz

7

Safety And Maintenance

Please read suggests below in order to helping prolong the product lifespan and clearly understand the warranty clauses.

- ★ Keep the product dry, do not put it in humid circumstance to avoid short circuit.
- ★ Do not expose it to the sun or high heat. High heating will short lifespan of electronic components, damage battery and deform some plastic parts.
- ★ Do not put it in cold circumstance to avoid damage to PCB board.
- ★ Do not attempt to take apart the product, especially non-professionals.
- ★ Do not fall, vibrate strongly, strike with hard objects, to avoid damage to inner electronic circuit.
- ★ Do not use high chemical products, detergent to clean the item.
- ★ Do not scratch the surface with sharp items to avert damaging the case and appearance.
- ★ Do not make it charging 10 hours continuously for the sake of lifespan.

If the product can not work properly, please send it to AWEI authorized maintenance agents. Our staff will help to solve the problems for you.

Statement: In order to improve product performance we will upgrade products, the content may change without notice, please forgive! Thank you for your purchase.

8

Products after-sales service

1. 7 Days Refund Policy

1. Guarantee of Refund: Within 7 days since the date of purchase, the manufacturer promises to refund if the product bought from AWEI immediate store or authorized distributor shops is in quality problem (artificial and external force damage excluded).
2. Refund Procedure: Please take the product, whole set of package and original invoice to (or please freight pre-paid to) the shop you bought the product for checking. The seller will check by Quality Assurance Identification Rules to clarify the problem. If yes, the seller should refund the money to the user paid for the product.

2. 15 Days Replacement Policy

1. Guarantee of Replacement: Within 15 days since the date of purchase, the manufacturer promises to replace if the product bought from AWEI immediate store or authorized distributor shops is in quality problem (artificial and external force damage excluded).
2. Replacement Procedure: Please take the product, whole set of package and original invoice to (or please freight pre-paid to) the shop you bought the product for checking. The seller will check by Quality Assurance Identification Rules to clarify the problem. If yes, the seller should replace the product and issue a new invoice to the user. Freight arrangements please check with the shop you contact.

3. Twelve-Month Warranty Policy

1. Guarantee of Maintenance: Within twelve months since the date of purchase, the manufacturer promises to offer

AWEI

@2021AWEI Electronics All rights reserved by AWEI. The trademark of Shenzhen Yale Electronics Co., Ltd registered in China and other countries. Counterfeit will investigate!
Product Execution Standard: Q/YL 001-2015

Supervised by H.K. Yale International Co., Ltd
Produced by Shenzhen Yale Electronics Co., Ltd
Factory Add: 4th Floor, Building 2, Yujingtai Industrial Park, Huaxing Road, Longhua District, Shenzhen, China.

Customer service hotline/ Fax:
Tel: +86-755-82999998
Fax: +86-755-83777998
Cooperation mailbox: yale@awei.hk
After-sales service: service@awei.hk

For more information please visit:
www.awei.hk



AWEI WeChat

Contact:
twitter : https://www.twitter.com/aweiearphone
facebook : https://www.facebook.com/aweiprducts
instagram : http://www.instagram.com/aweiearphone

9

Products after-sales service

1. 7 Days Refund Policy

1. Guarantee of Refund: Within 7 days since the date of purchase, the manufacturer promises to refund if the product bought from AWEI immediate store or authorized distributor shops is in quality problem (artificial and external force damage excluded).
2. Refund Procedure: Please take the product, whole set of package and original invoice to (or please freight pre-paid to) the shop you bought the product for checking. The seller will check by Quality Assurance Identification Rules to clarify the problem. If yes, the seller should refund the money to the user paid for the product.

2. 15 Days Replacement Policy

1. Guarantee of Replacement: Within 15 days since the date of purchase, the manufacturer promises to replace if the product bought from AWEI immediate store or authorized distributor shops is in quality problem (artificial and external force damage excluded).
2. Replacement Procedure: Please take the product, whole set of package and original invoice to (or please freight pre-paid to) the shop you bought the product for checking. The seller will check by Quality Assurance Identification Rules to clarify the problem. If yes, the seller should replace the product and issue a new invoice to the user. Freight arrangements please check with the shop you contact.

3. Twelve-Month Warranty Policy

1. Guarantee of Maintenance: Within twelve months since the date of purchase, the manufacturer promises to offer

10

Products after-sales service

maintenance service if the product bought from AWEI immediate store or authorized distributor shops is in quality problem (artificial and external force damage excluded).

B. Maintenance Procedure: Please take the product, whole set of package and original invoice to (or please freight pre-paid to) the shop you bought the product for checking. The seller will check by Quality Assurance Identification Rules to clarify the problem. If yes, the seller should fill warranty card with official stamp and send back to manufacturer. After repairing, manufacturer sends the product to the seller and the seller should inform the user to collect it. Freight arrangements please check with the shop you contact.

4. Quality Assurance Identification Rules

1. Quality Assurance is NOT applicable to those items: accessories like packing box, pouch, ear clip and earmuffs; product beyond warranty period; product got from unauthorized agents or informal channels; fake AWEI product; AWEI premium; artificial damaged product; external force damaged product.
2. Quality Assurance Identification Procedure: Check warranty period (by original invoice) — confirm original product (check security code on AWEI official website) — check product damage (clarity artificial damage and external force like water, fire, chemicals or weight crush damages) — check product quality (to confirm if the testing result is conform to description) — check buying channel (subject to manufacturer's verification).

11

AWEI Warranty Card (please fill this carefully)

Model No.	Barcode	
User Name	TEL	
Address		
Seller	Seller Tel	
Seller Add		
Date of purchase	Date for Maintenance	
Damage situation	Maintenance time	
Remark		

FCC Statement

This equipment has been tested and found to comply with the limits for a Class B digital device, pursuant to part 15 of the FCC Rules. These limits are designed to provide reasonable protection against harmful interference in a residential installation. This equipment generates, uses and can radiate radio frequency energy and, if not installed and used in accordance with the instructions, may cause harmful interference to radio communications. However, there is no guarantee that interference will not occur in a particular installation. If this equipment does cause harmful interference to radio or television reception, which can be determined by turning the equipment off and on, the user is encouraged to try to correct the interference by one or more of the following measures:

- Reorient or relocate the receiving antenna.
- Increase the separation between the equipment and receiver.
- Connect the equipment into an outlet on a circuit different from that to which the receiver is connected.
- Consult the dealer or an experienced radio/TV technician for help.

Caution: Any changes or modifications to this device not explicitly approved by manufacturer could void your authority to operate this equipment. This device complies with part 15 of the FCC Rules.

Operation is subject to the following two conditions:

- (1) This device may not cause harmful interference
- (2) this device must accept any interference received, including interference that may cause undesired operation. RF Exposure Information The device has been evaluated to meet general .

RF exposure requirement.

The device can be used in portable exposure condition without restriction.