




## Wireless Snapshot user manual



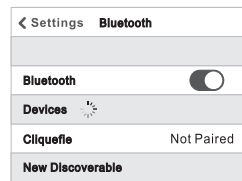
**App-free** : Bluetooth, active range 10 meters in open space.

**Compatibility** : IOS 7.0 for iPhone 4s / 5 / 5C / 5S / 6 / 6+, iPad 3/4, iPad Air / iPod mini / iPod touch 5 or Later

1. On your iPhone, go to settings > turn on Bluetooth.

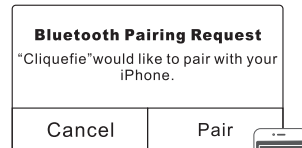


2. Press and hold the button on the CliqueFie Wireless Snapshot until the LED light blinks.



3. When the iPhone detects the CliqueFie Wireless Snapshot, tap the button once more to connect the devices.

4. Choose Pair. When the LED light stops blinking, your Bluetooth will be fully connected. The iPhone will also display that it is connected.



5. To take a photo, go to your Camera and press the CliqueFie Wireless Snapshot to engage the shutter. Have fun!



### FCC Compliance Statement.

All devices:  
Changes or modifications not expressly approved by the party responsible for compliance could void the user's authority to operate the equipment.

Part 15B compliance statement:  
NOTE: This equipment has been tested and found to comply with the limits for a Class B digital device, pursuant to part 15 of the FCC Rules. These limits are designed to provide reasonable protection against harmful interference in a residential installation.

This equipment generates, uses and can radiate radio frequency energy and, if not installed and used in accordance with the instructions, may cause harmful interference to radio communications. However, there is no guarantee that interference will not occur in a particular installation.

If this equipment does cause harmful interference to radio or television reception, which can be determined by turning the equipment off and on, the user is encouraged to try to correct the interference by one or more of the following measures:

- Reorient or relocate the receiving antenna.
- Increase the separation between the equipment and receiver.
- Connect the equipment into an outlet on a circuit different from that to which the receiver is connected.
- Consult the dealer or an experienced radio/TV technician for help.

This statement must be in the user manual if not printed on a label located on the outer surface of the device:  
This device complies with part 15 of the FCC Rules. Operation is subject to the following two conditions:  
(1) This device may not cause harmful interference, and  
(2) this device must accept any interference received, including interference that may cause undesired operation.

Model Name:BT-300



### RSS-Gen & RSS-210 statement:

"This device complies with Industry Canada licence-exempt RSS standard(s).

Operation is subject to the following two conditions:

- (1) this device may not cause interference, and
- (2) this device must accept any interference, including interference that may cause undesired operation of the device.

Le présent appareil est conforme aux CNR d'Industrie Canada applicables aux appareils radio exempts de licence.

- L'exploitation est autorisée aux deux conditions suivantes :
- (1) l'appareil ne doit pas produire de brouillage, et
  - (2) l'utilisateur de l'appareil doit accepter tout brouillage radioélectrique subi, même si le brouillage est susceptible d'en compromettre le fonctionnement."

### RSS-102 Statement:

"This equipment complies with Industry Canada radiation exposure limits set forth for an uncontrolled environment. Cet équipement est conforme à l'exposition aux rayonnements Industry Canada limites établies pour un environnement non contrôlé."



## User manual

道林紙 80P  
90x300 mm  
94x304 mm

----- 折線  
————— 刀模  
(各出血 2mm)

印刷備註

