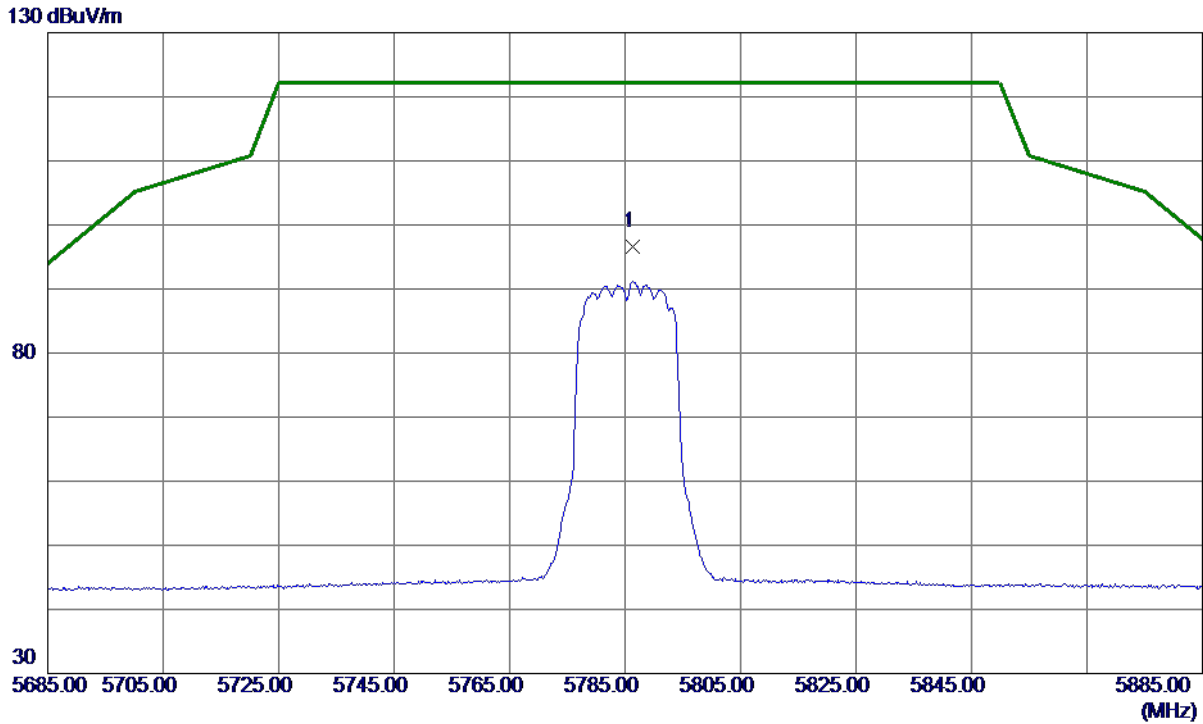


Orthogonal Axis	X
Test Mode	UNII-3_TX A Mode 5785 MHz

Vertical



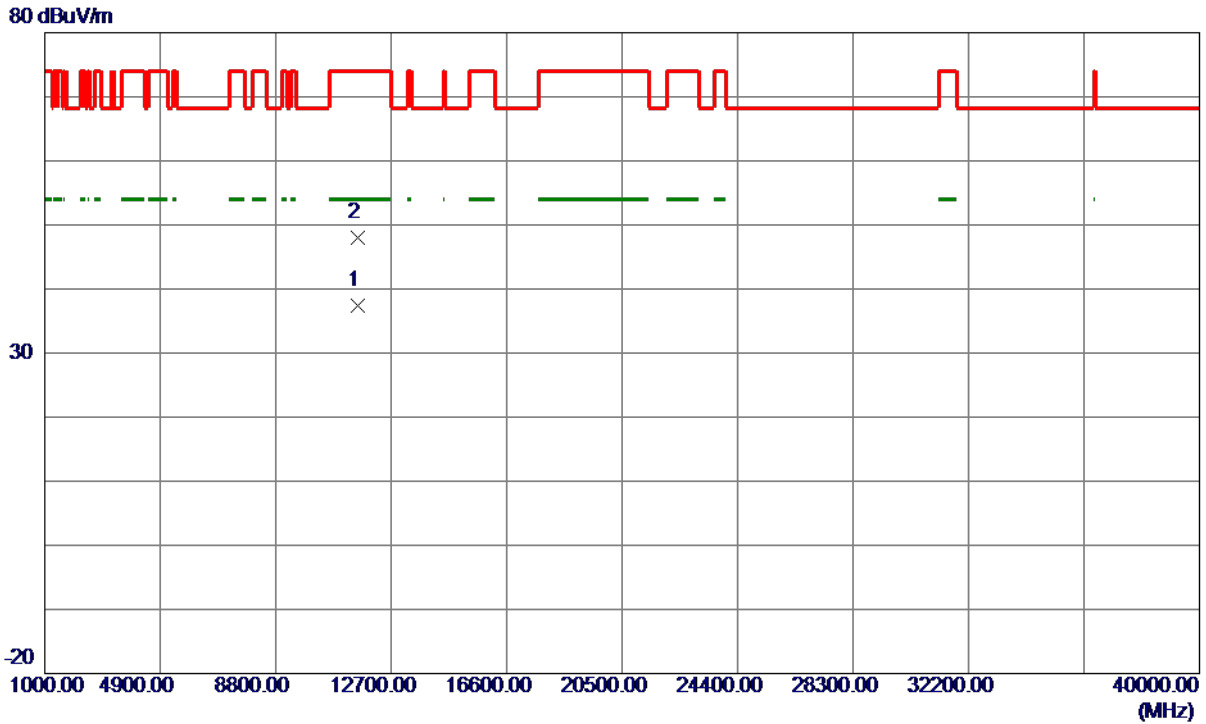
No.	Freq. MHz	Reading Level dBuV/m	Correct Factor dB	Measure ment dBuV/m	Limit dBuV/m	Margin dB	Detector	Comment
1 *	5786.4000	79.89	16.77	96.66	122.20	-25.54	Peak	No Limit

REMARKS:

- (1) Measurement Value = Reading Level + Correct Factor.
- (2) Margin Level = Measurement Value - Limit Value.

Orthogonal Axis	X
Test Mode	UNII-3_TX A Mode 5785 MHz

Vertical



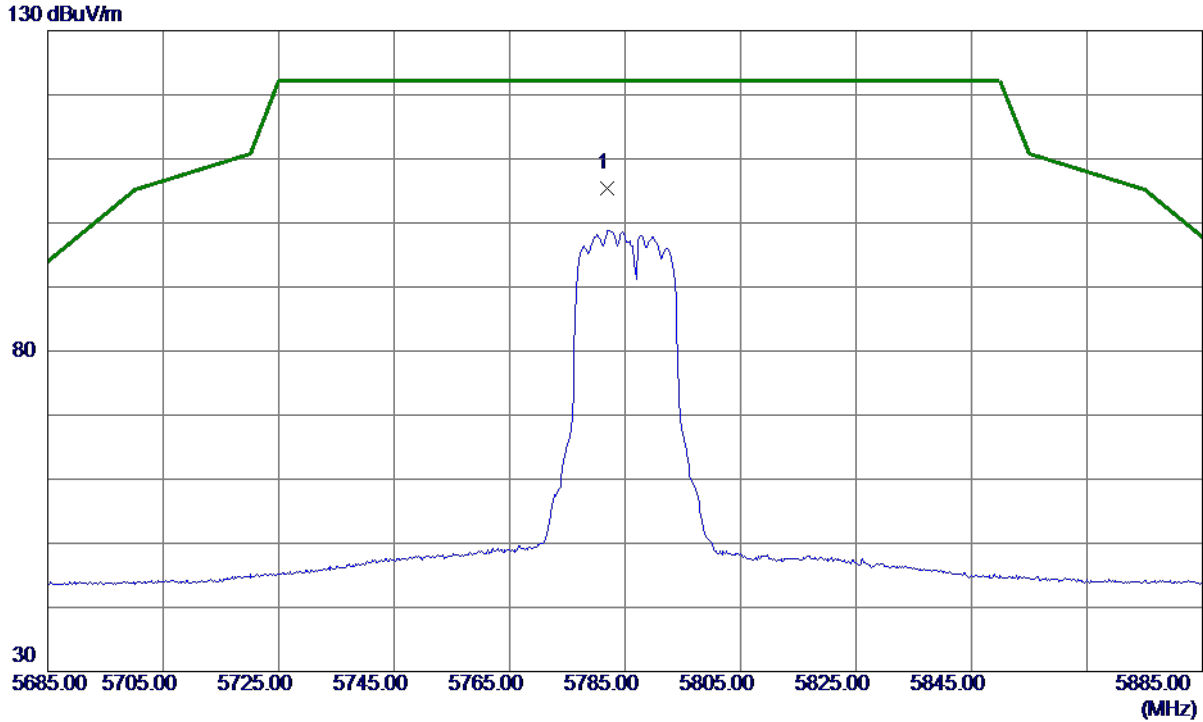
No.	Freq. MHz	Reading Level dBuV/m	Correct Factor dB	Measure ment dBuV/m	Limit dBuV/m	Margin dB	Detector	Comment
1 *	11576.4700	23.27	14.16	37.43	54.00	-16.57	AVG	
2	11580.1700	33.90	14.16	48.06	74.00	-25.94	Peak	

REMARKS:

- (1) Measurement Value = Reading Level + Correct Factor.
- (2) Margin Level = Measurement Value - Limit Value.

Orthogonal Axis	X
Test Mode	UNII-3_TX A Mode 5785 MHz

Horizontal



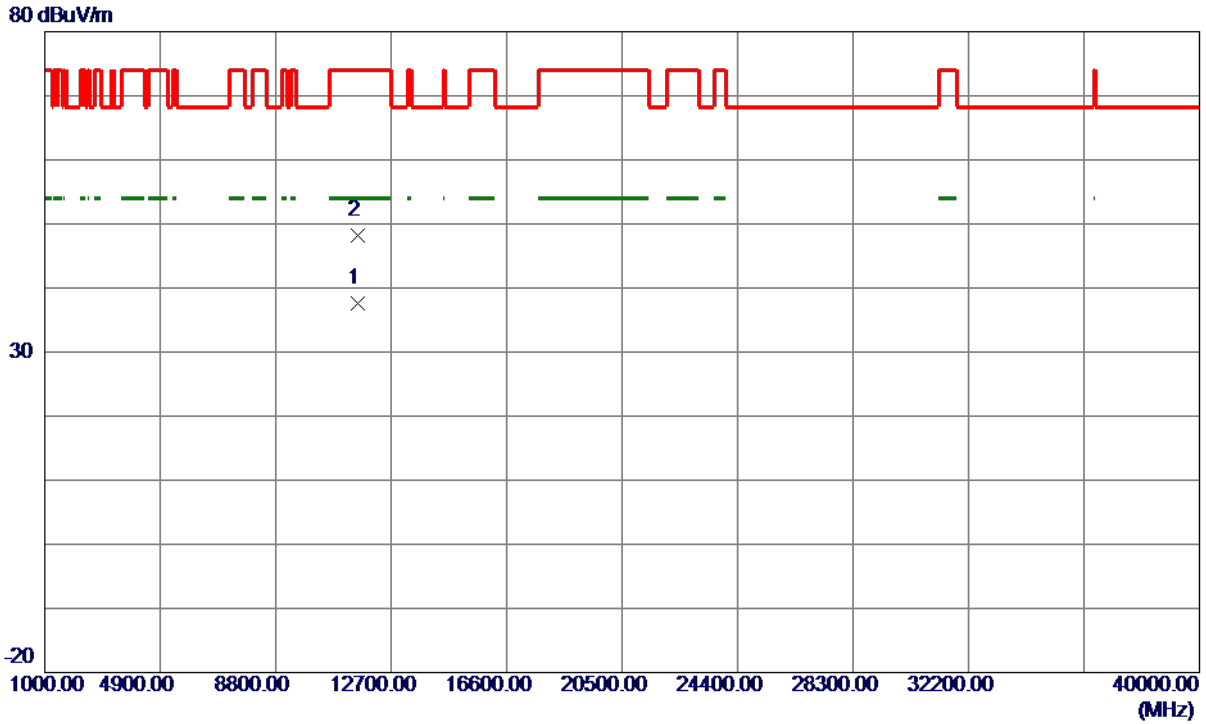
No.	Freq. MHz	Reading Level dBuV/m	Correct Factor dB	Measure ment dBuV/m	Limit dBuV/m	Margin dB	Detector	Comment
1 *	5781.8000	88.74	16.75	105.49	122.20	-16.71	Peak	No Limit

REMARKS:

- (1) Measurement Value = Reading Level + Correct Factor.
- (2) Margin Level = Measurement Value - Limit Value.

Orthogonal Axis	X
Test Mode	UNII-3_TX A Mode 5785 MHz

Horizontal

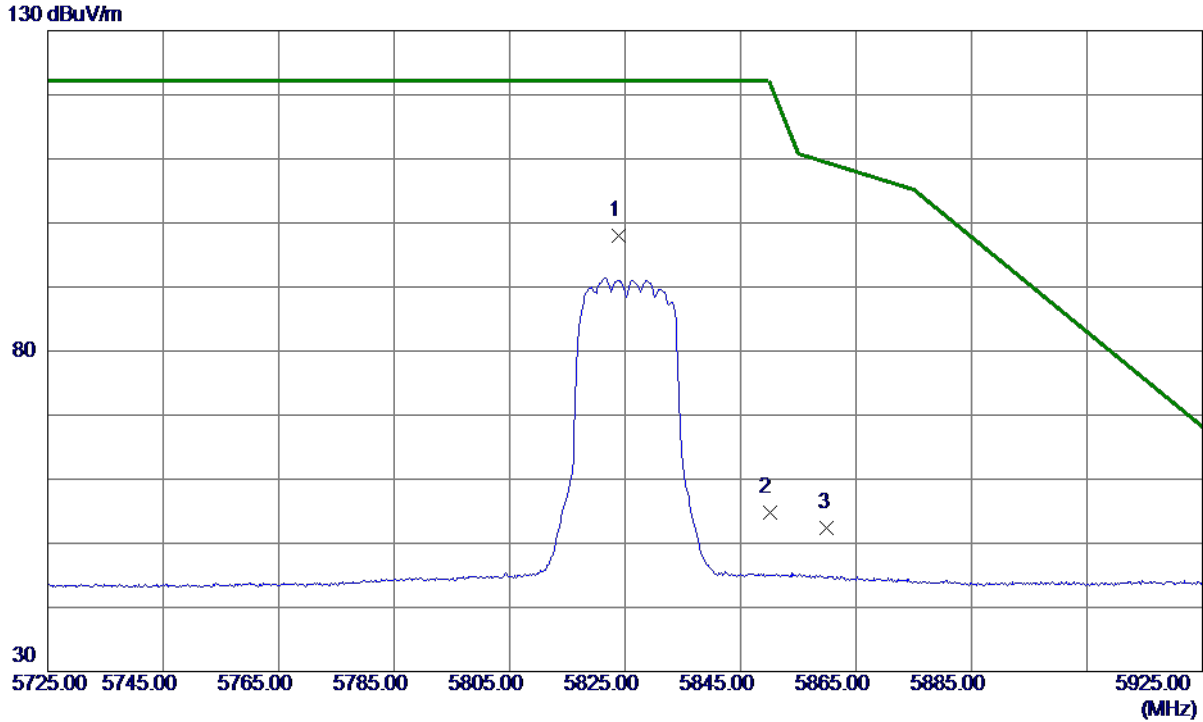


No.	Freq. MHz	Reading Level dBuV/m	Correct Factor dB	Measure ment dBuV/m	Limit dBuV/m	Margin dB	Detector	Comment
1 *	11578.9000	23.36	14.16	37.52	54.00	-16.48	AVG	
2	11583.6900	34.13	14.16	48.29	74.00	-25.71	Peak	

REMARKS:
 (1) Measurement Value = Reading Level + Correct Factor.
 (2) Margin Level = Measurement Value - Limit Value.

Orthogonal Axis	X
Test Mode	UNII-3_TX A Mode 5825 MHz

Vertical



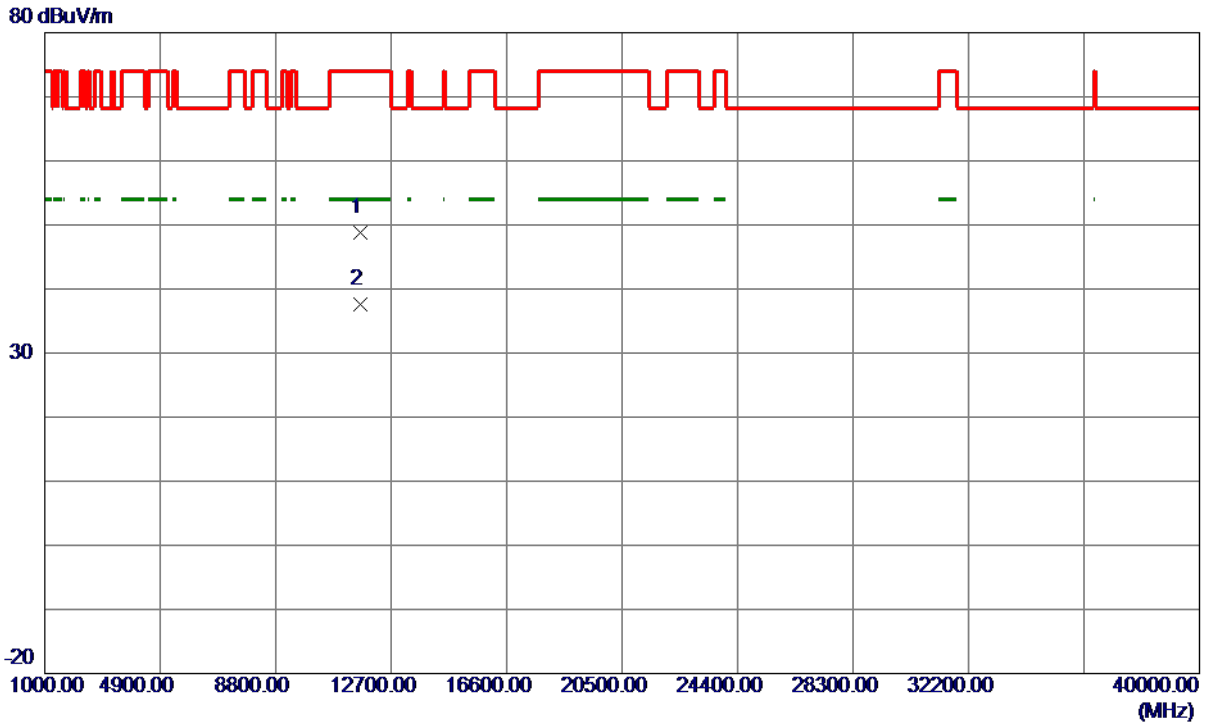
No.	Freq. MHz	Reading Level dBuV/m	Correct Factor dB	Measure ment dBuV/m	Limit dBuV/m	Margin dB	Detector	Comment
1 *	5823.8000	81.03	16.91	97.94	122.20	-24.26	Peak	No Limit
2	5850.0000	37.71	17.02	54.73	122.20	-67.47	Peak	
3	5860.0000	35.28	17.06	52.34	109.40	-57.06	Peak	

REMARKS:

- (1) Measurement Value = Reading Level + Correct Factor.
- (2) Margin Level = Measurement Value - Limit Value.

Orthogonal Axis	X
Test Mode	UNII-3_TX A Mode 5825 MHz

Vertical



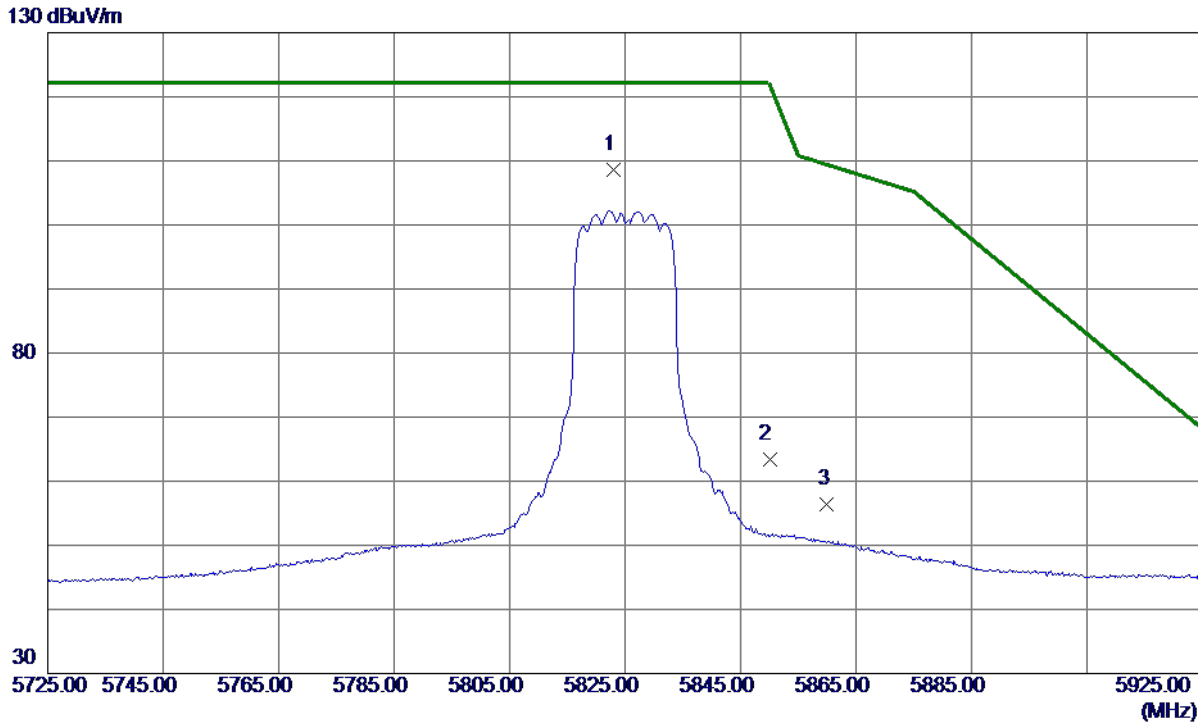
No.	Freq. MHz	Reading Level dBuV/m	Correct Factor dB	Measure ment dBuV/m	Limit dBuV/m	Margin dB	Detector	Comment
1	11648.2000	34.53	14.21	48.74	74.00	-25.26	Peak	
2 *	11649.5000	23.32	14.21	37.53	54.00	-16.47	AVG	

REMARKS:

- (1) Measurement Value = Reading Level + Correct Factor.
- (2) Margin Level = Measurement Value - Limit Value.

Orthogonal Axis	X
Test Mode	UNII-3_TX A Mode 5825 MHz

Horizontal



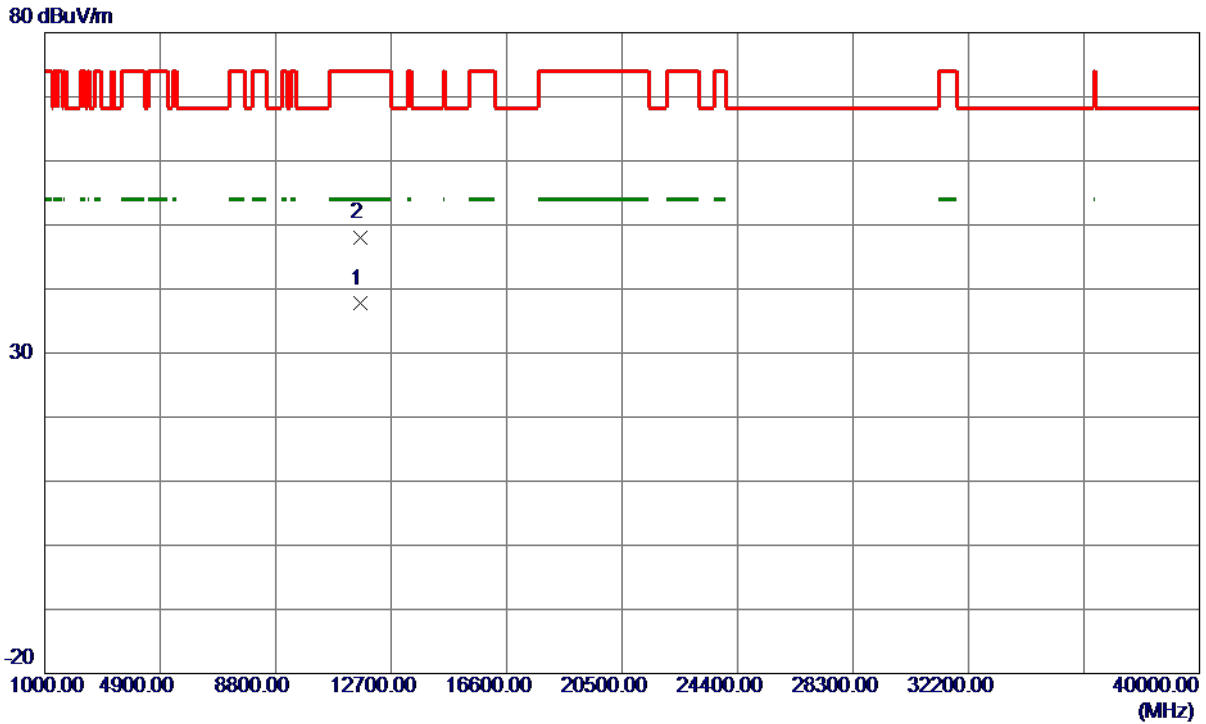
No.	Freq. MHz	Reading Level dBuV/m	Correct Factor dB	Measure ment dBuV/m	Limit dBuV/m	Margin dB	Detector	Comment
1 *	5823.0000	91.61	16.91	108.52	122.20	-13.68	Peak	No Limit
2	5850.0000	46.35	17.02	63.37	122.20	-58.83	Peak	
3	5860.0000	39.36	17.06	56.42	109.40	-52.98	Peak	

REMARKS:

- (1) Measurement Value = Reading Level + Correct Factor.
- (2) Margin Level = Measurement Value - Limit Value.

Orthogonal Axis	X
Test Mode	UNII-3_TX A Mode 5825 MHz

Horizontal



No.	Freq. MHz	Reading Level dBuV/m	Correct Factor dB	Measure ment dBuV/m	Limit dBuV/m	Margin dB	Detector	Comment
1 *	11652.1000	23.48	14.22	37.70	54.00	-16.30	AVG	
2	11656.7400	33.71	14.22	47.93	74.00	-26.07	Peak	

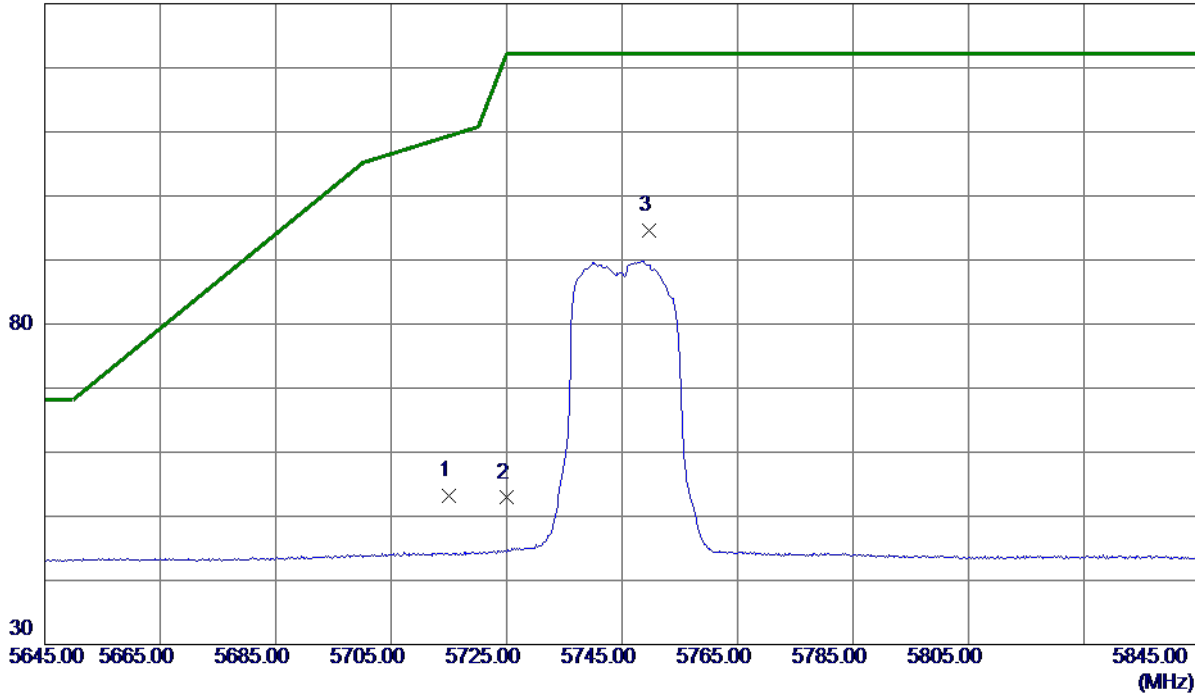
REMARKS:

- (1) Measurement Value = Reading Level + Correct Factor.
- (2) Margin Level = Measurement Value - Limit Value.

Orthogonal Axis	X
Test Mode	UNII-3_TX N (HT20) Mode 5745 MHz

Vertical

130 dBuV/m



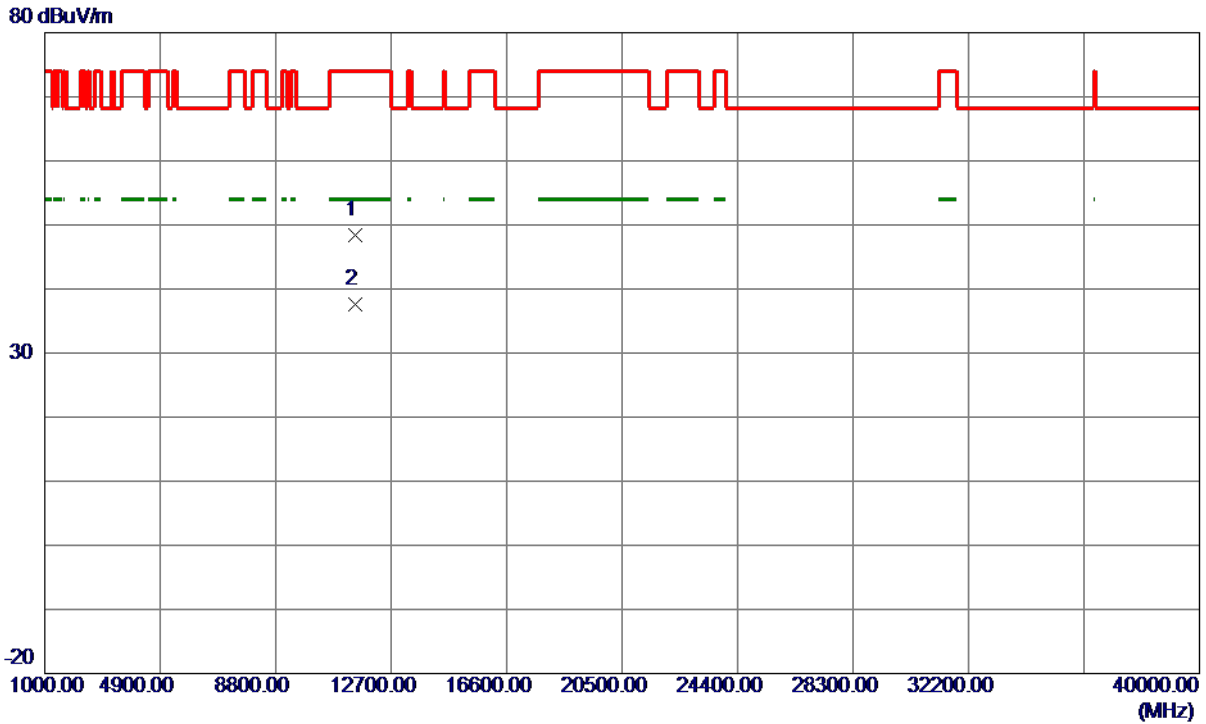
No.	Freq. MHz	Reading Level dBuV/m	Correct Factor dB	Measure ment dBuV/m	Limit dBuV/m	Margin dB	Detector	Comment
1	5715.0000	36.72	16.48	53.20	109.40	-56.20	Peak	
2	5725.0000	36.38	16.52	52.90	122.20	-69.30	Peak	
3 *	5749.6000	78.03	16.62	94.65	122.20	-27.55	Peak	No Limit

REMARKS:

- (1) Measurement Value = Reading Level + Correct Factor.
- (2) Margin Level = Measurement Value - Limit Value.

Orthogonal Axis	X
Test Mode	UNII-3_TX N (HT20) Mode 5745 MHz

Vertical



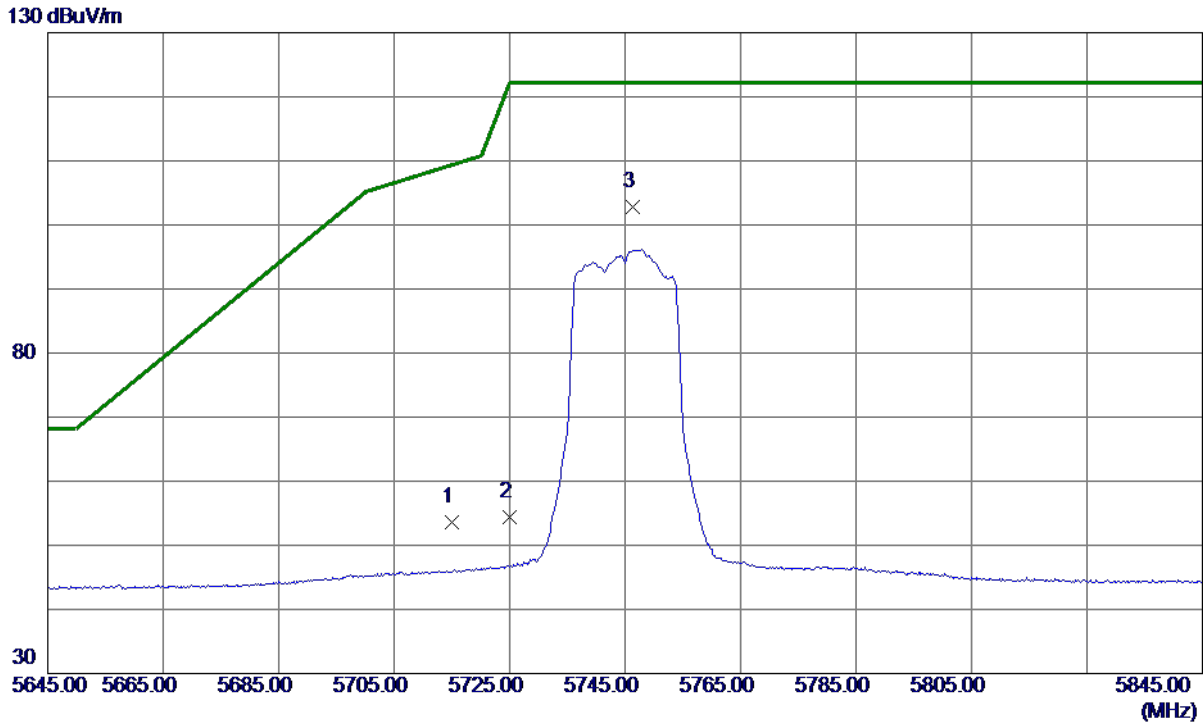
No.	Freq. MHz	Reading Level dBuV/m	Correct Factor dB	Measure ment dBuV/m	Limit dBuV/m	Margin dB	Detector	Comment
1	11486.8900	34.38	14.08	48.46	74.00	-25.54	Peak	
2 *	11489.5199	23.50	14.08	37.58	54.00	-16.42	AVG	

REMARKS:

- (1) Measurement Value = Reading Level + Correct Factor.
- (2) Margin Level = Measurement Value - Limit Value.

Orthogonal Axis	X
Test Mode	UNII-3_TX N (HT20) Mode 5745 MHz

Horizontal



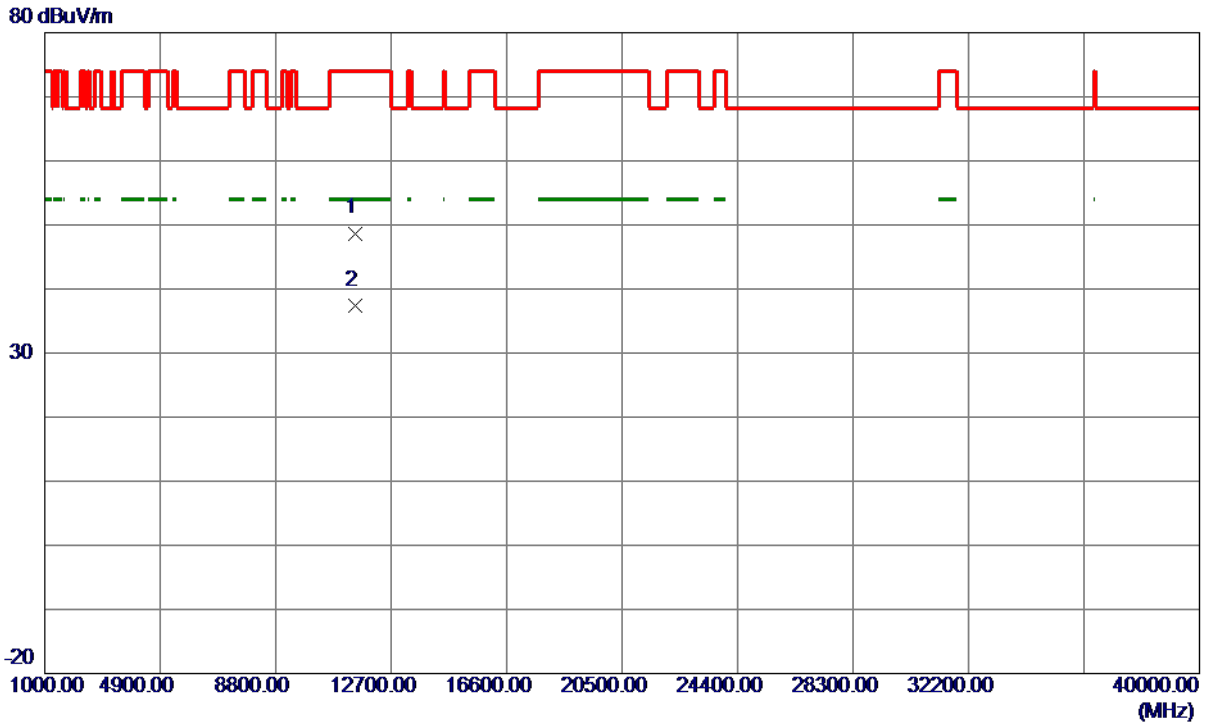
No.	Freq. MHz	Reading Level dBuV/m	Correct Factor dB	Measure ment dBuV/m	Limit dBuV/m	Margin dB	Detector	Comment
1	5715.0000	37.03	16.48	53.51	109.40	-55.89	Peak	
2	5725.0000	37.87	16.52	54.39	122.20	-67.81	Peak	
3 *	5746.4000	86.23	16.61	102.84	122.20	-19.36	Peak	No Limit

REMARKS:

- (1) Measurement Value = Reading Level + Correct Factor.
- (2) Margin Level = Measurement Value - Limit Value.

Orthogonal Axis	X
Test Mode	UNII-3_TX N (HT20) Mode 5745 MHz

Horizontal



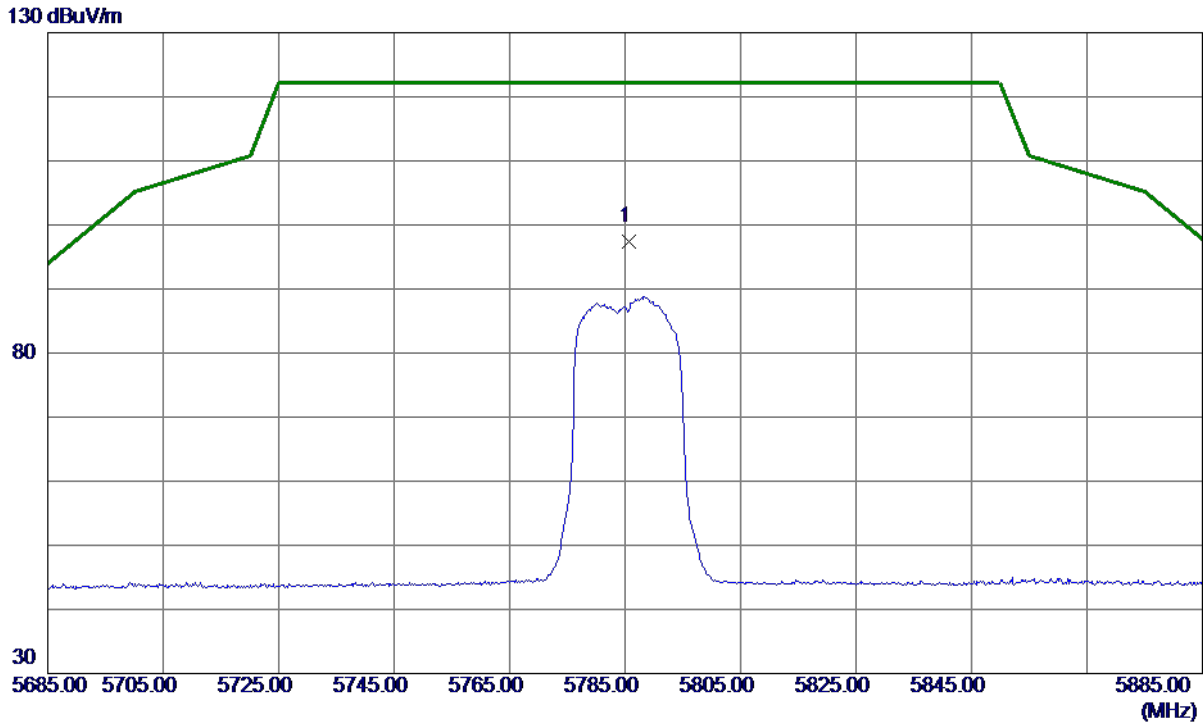
No.	Freq. MHz	Reading Level dBuV/m	Correct Factor dB	Measure ment dBuV/m	Limit dBuV/m	Margin dB	Detector	Comment
1	11485.4700	34.62	14.08	48.70	74.00	-25.30	Peak	
2 *	11486.1100	23.36	14.08	37.44	54.00	-16.56	AVG	

REMARKS:

- (1) Measurement Value = Reading Level + Correct Factor.
- (2) Margin Level = Measurement Value - Limit Value.

Orthogonal Axis	X
Test Mode	UNII-3_TX N (HT20) Mode 5785 MHz

Vertical



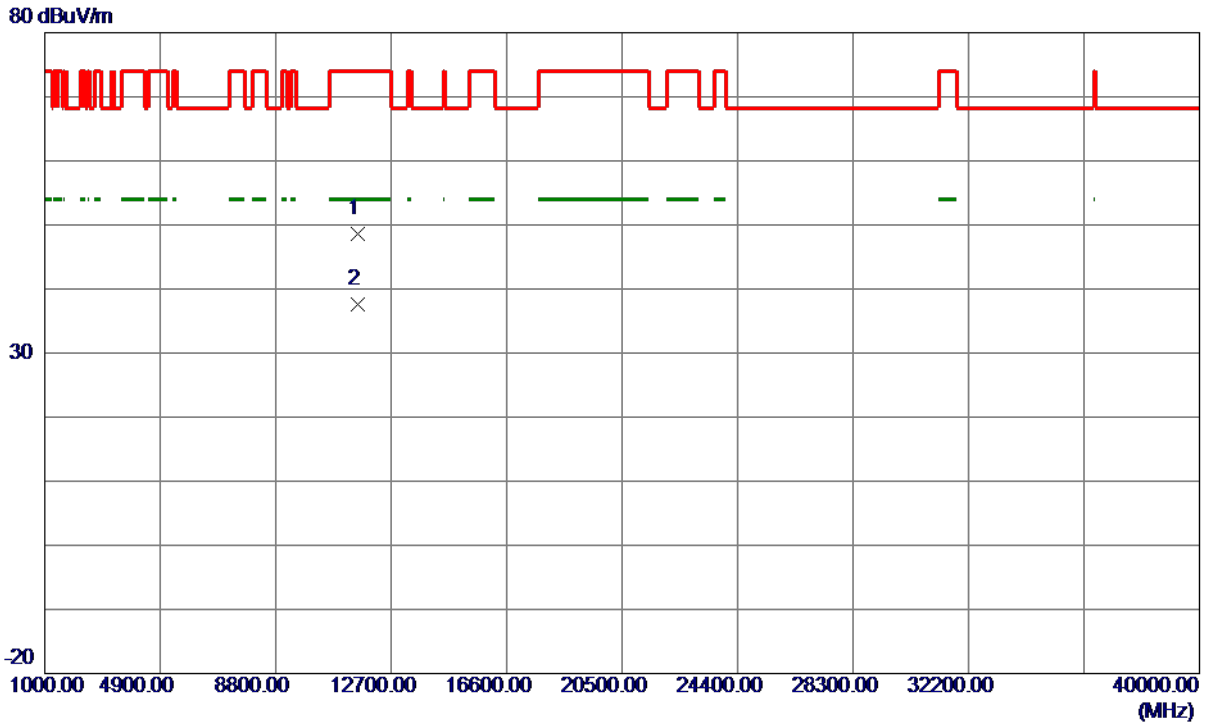
No.	Freq. MHz	Reading Level dBuV/m	Correct Factor dB	Measure ment dBuV/m	Limit dBuV/m	Margin dB	Detector	Comment
1 *	5785.6000	80.57	16.76	97.33	122.20	-24.87	Peak	No Limit

REMARKS:

- (1) Measurement Value = Reading Level + Correct Factor.
- (2) Margin Level = Measurement Value - Limit Value.

Orthogonal Axis	X
Test Mode	UNII-3_TX N (HT20) Mode 5785 MHz

Vertical



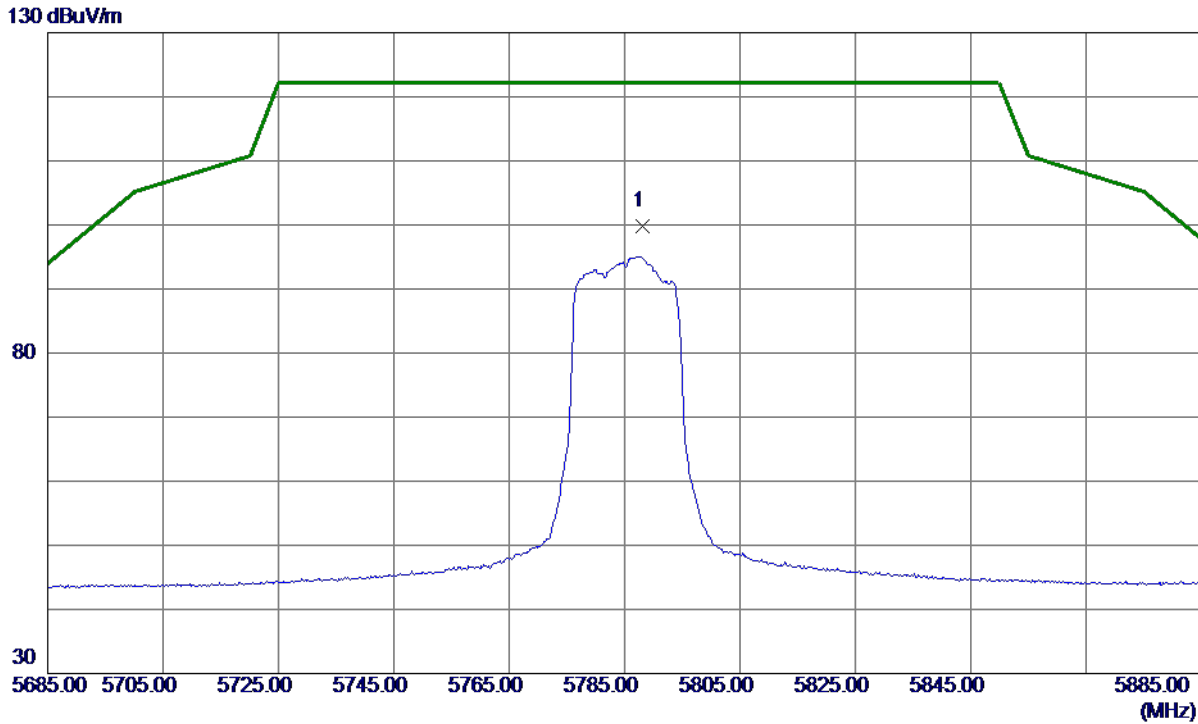
No.	Freq. MHz	Reading Level dBuV/m	Correct Factor dB	Measure ment dBuV/m	Limit dBuV/m	Margin dB	Detector	Comment
1	11568.0800	34.41	14.15	48.56	74.00	-25.44	Peak	
2 *	11571.1400	23.47	14.15	37.62	54.00	-16.38	AVG	

REMARKS:

- (1) Measurement Value = Reading Level + Correct Factor.
- (2) Margin Level = Measurement Value - Limit Value.

Orthogonal Axis	X
Test Mode	UNII-3_TX N (HT20) Mode 5785 MHz

Horizontal



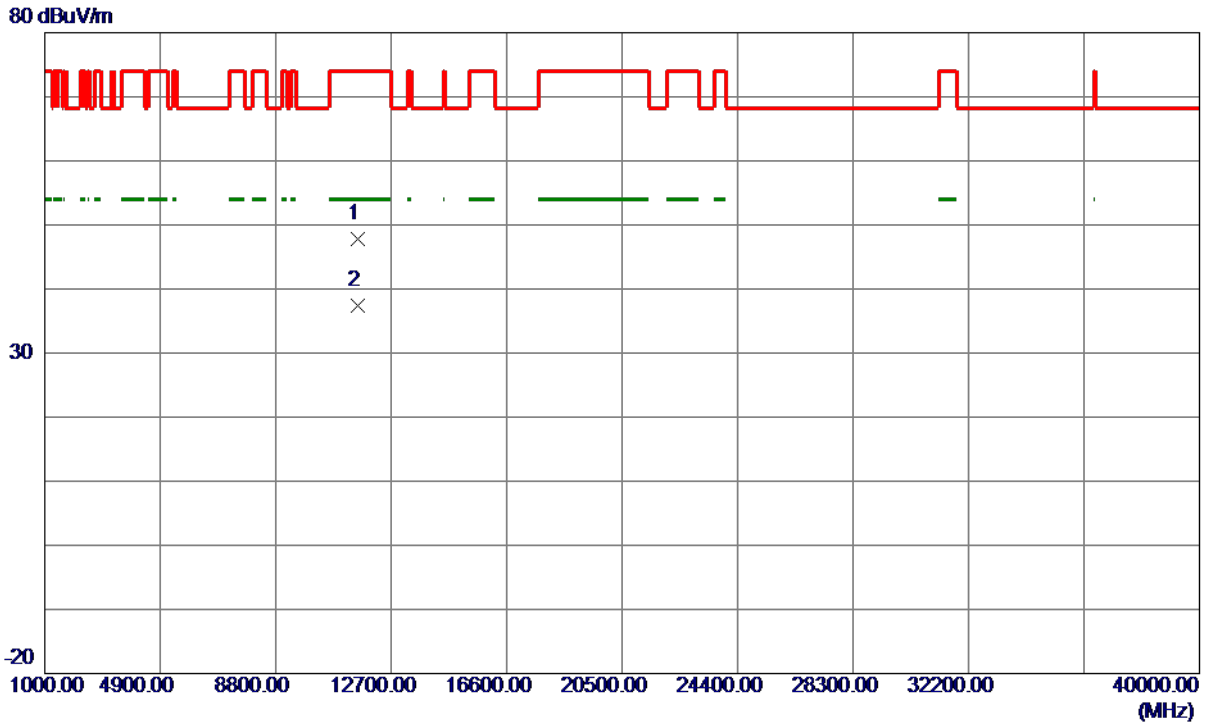
No.	Freq. MHz	Reading Level dBuV/m	Correct Factor dB	Measure ment dBuV/m	Limit dBuV/m	Margin dB	Detector	Comment
1 *	5788.2000	82.94	16.77	99.71	122.20	-22.49	Peak	No Limit

REMARKS:

- (1) Measurement Value = Reading Level + Correct Factor.
- (2) Margin Level = Measurement Value - Limit Value.

Orthogonal Axis	X
Test Mode	UNII-3_TX N (HT20) Mode 5785 MHz

Horizontal



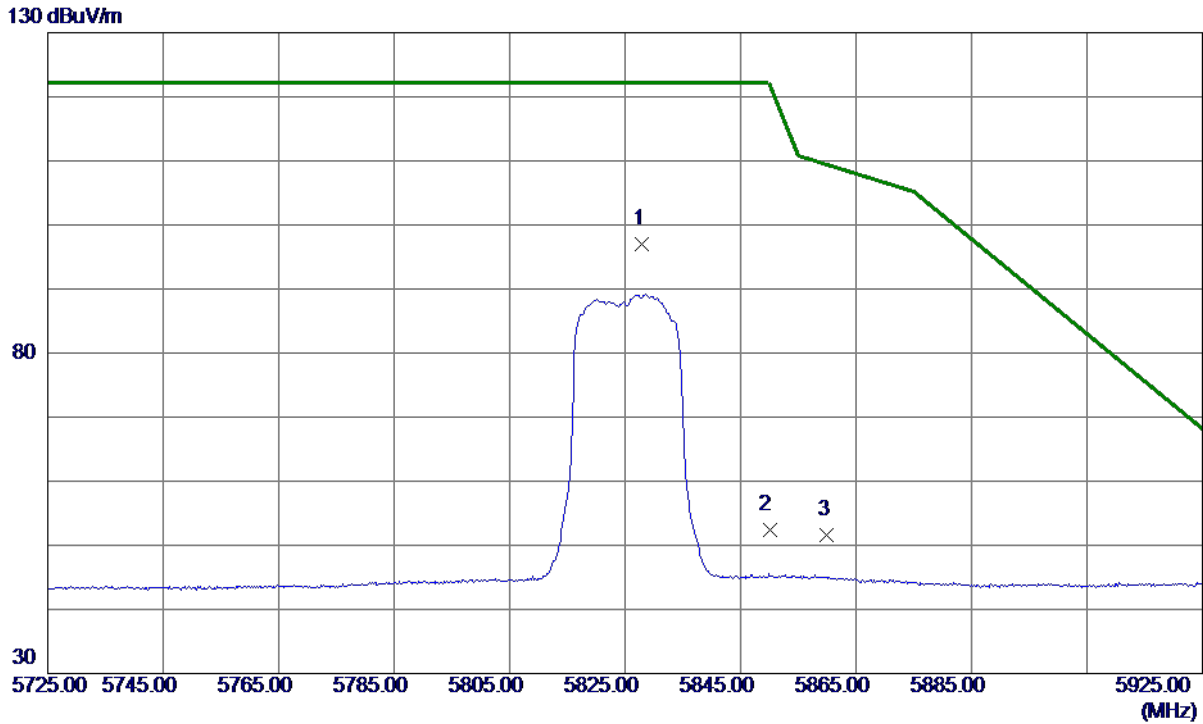
No.	Freq. MHz	Reading Level dBuV/m	Correct Factor dB	Measure ment dBuV/m	Limit dBuV/m	Margin dB	Detector	Comment
1	11563.7600	33.70	14.15	47.85	74.00	-26.15	Peak	
2 *	11571.7200	23.25	14.15	37.40	54.00	-16.60	AVG	

REMARKS:

- (1) Measurement Value = Reading Level + Correct Factor.
- (2) Margin Level = Measurement Value - Limit Value.

Orthogonal Axis	X
Test Mode	UNII-3_TX N (HT20) Mode 5825 MHz

Vertical



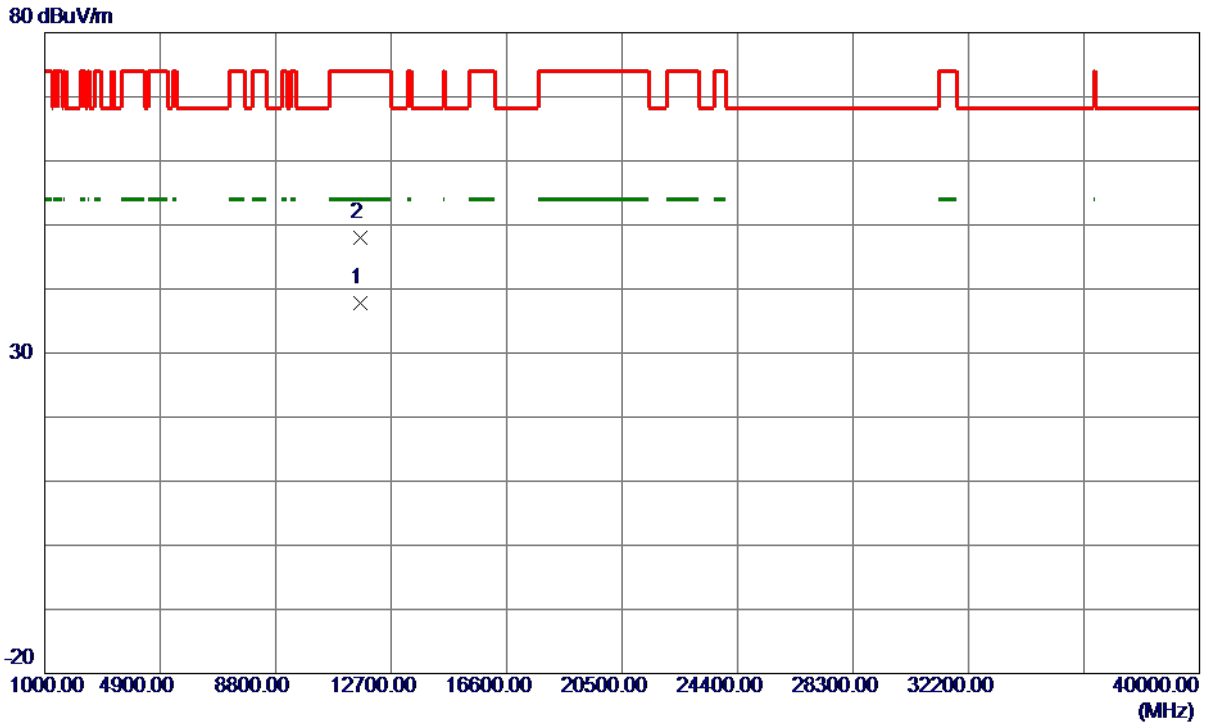
No.	Freq. MHz	Reading Level dBuV/m	Correct Factor dB	Measure ment dBuV/m	Limit dBuV/m	Margin dB	Detector	Comment
1 *	5828.0000	80.04	16.93	96.97	122.20	-25.23	Peak	No Limit
2	5850.0000	35.33	17.02	52.35	122.20	-69.85	Peak	
3	5860.0000	34.59	17.06	51.65	109.40	-57.75	Peak	

REMARKS:

- (1) Measurement Value = Reading Level + Correct Factor.
- (2) Margin Level = Measurement Value - Limit Value.

Orthogonal Axis	X
Test Mode	UNII-3_TX N (HT20) Mode 5825 MHz

Vertical



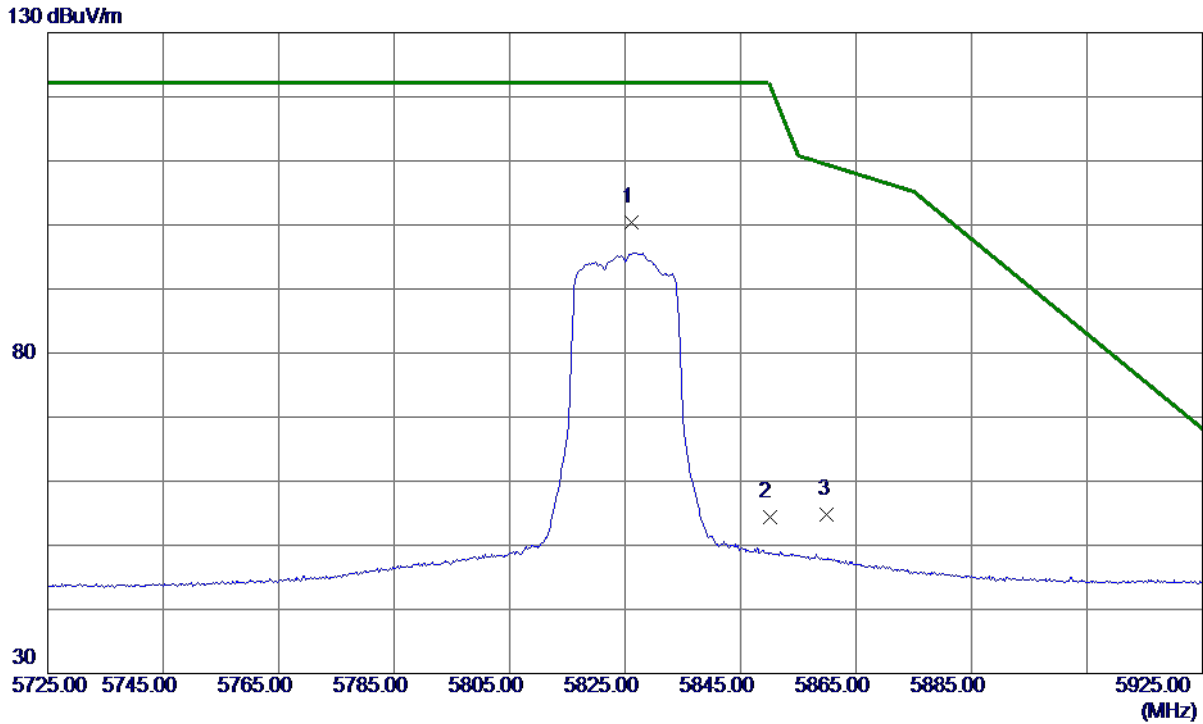
No.	Freq. MHz	Reading Level dBuV/m	Correct Factor dB	Measure ment dBuV/m	Limit dBuV/m	Margin dB	Detector	Comment
1 *	11651.2600	23.61	14.21	37.82	54.00	-16.18	AVG	
2	11652.0800	33.76	14.22	47.98	74.00	-26.02	Peak	

REMARKS:

- (1) Measurement Value = Reading Level + Correct Factor.
- (2) Margin Level = Measurement Value - Limit Value.

Orthogonal Axis	X
Test Mode	UNII-3_TX N (HT20) Mode 5825 MHz

Horizontal



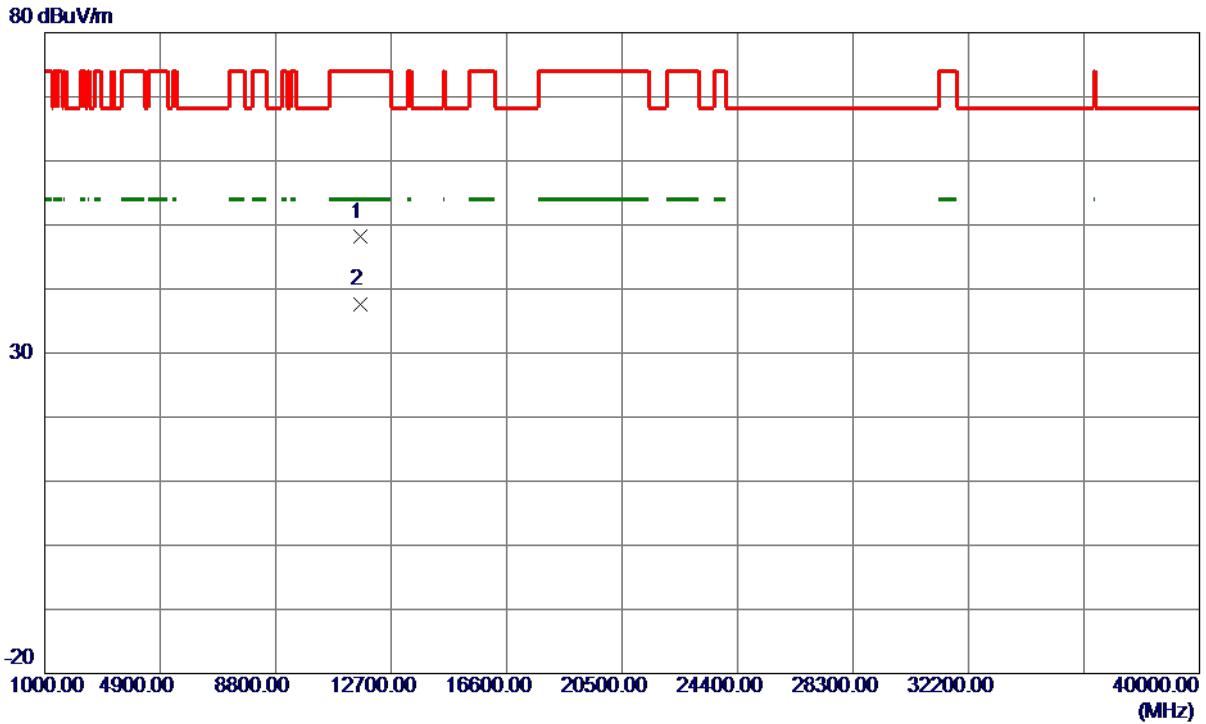
No.	Freq. MHz	Reading Level dBuV/m	Correct Factor dB	Measure ment dBuV/m	Limit dBuV/m	Margin dB	Detector	Comment
1 *	5826.2000	83.50	16.92	100.42	122.20	-21.78	Peak	No Limit
2	5850.0000	37.44	17.02	54.46	122.20	-67.74	Peak	
3	5860.0000	37.80	17.06	54.86	109.40	-54.54	Peak	

REMARKS:

- (1) Measurement Value = Reading Level + Correct Factor.
- (2) Margin Level = Measurement Value - Limit Value.

Orthogonal Axis	X
Test Mode	UNII-3_TX N (HT20) Mode 5825 MHz

Horizontal



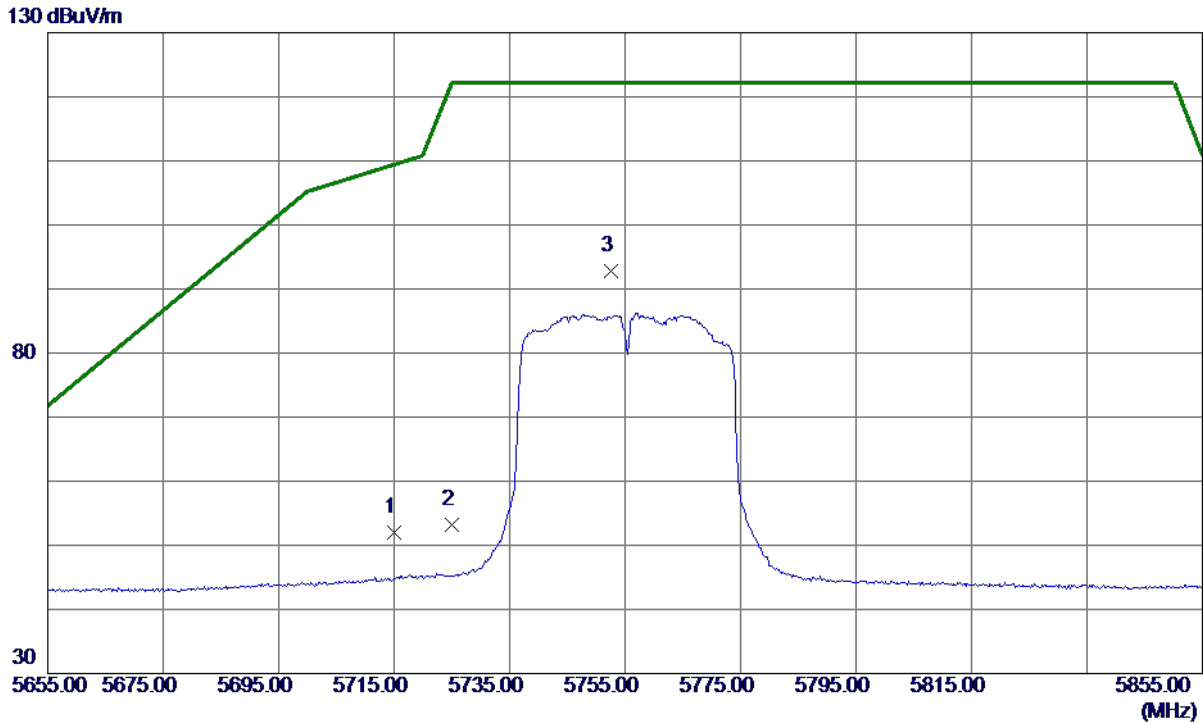
No.	Freq. MHz	Reading Level dBuV/m	Correct Factor dB	Measure ment dBuV/m	Limit dBuV/m	Margin dB	Detector	Comment
1	11654.3600	33.88	14.22	48.10	74.00	-25.90	Peak	
2 *	11659.6800	23.33	14.22	37.55	54.00	-16.45	AVG	

REMARKS:

- (1) Measurement Value = Reading Level + Correct Factor.
- (2) Margin Level = Measurement Value - Limit Value.

Orthogonal Axis	X
Test Mode	UNII-3_TX N (HT40) Mode 5755 MHz

Vertical



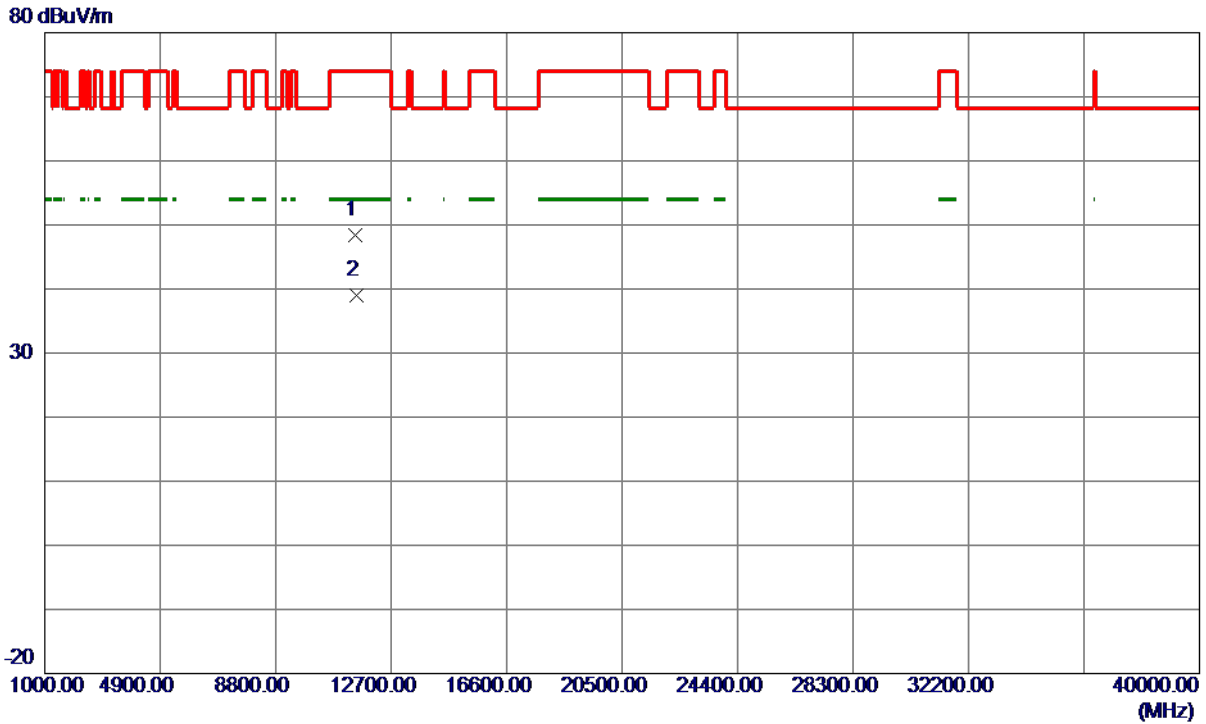
No.	Freq. MHz	Reading Level dBuV/m	Correct Factor dB	Measure ment dBuV/m	Limit dBuV/m	Margin dB	Detector	Comment
1	5715.0000	35.56	16.48	52.04	109.40	-57.36	Peak	
2	5725.0000	36.59	16.52	53.11	122.20	-69.09	Peak	
3 *	5752.6000	76.17	16.63	92.80	122.20	-29.40	Peak	No Limit

REMARKS:

- (1) Measurement Value = Reading Level + Correct Factor.
- (2) Margin Level = Measurement Value - Limit Value.

Orthogonal Axis	X
Test Mode	UNII-3_TX N (HT40) Mode 5755 MHz

Vertical



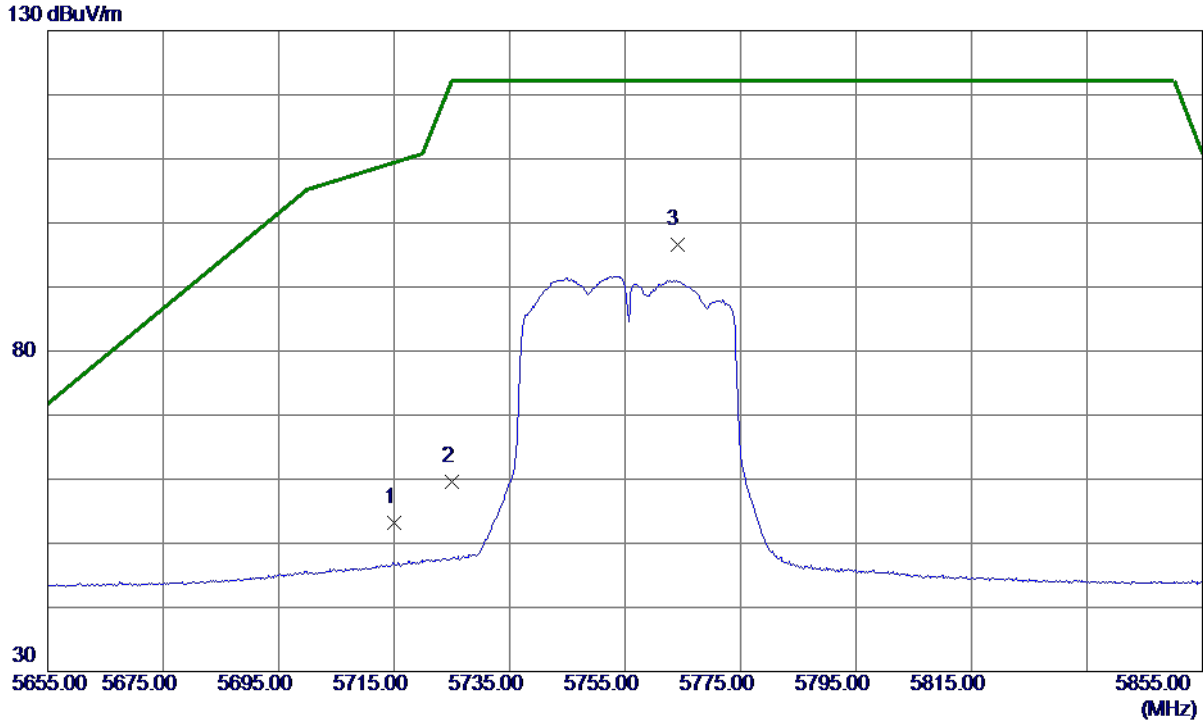
No.	Freq. MHz	Reading Level dBuV/m	Correct Factor dB	Measure ment dBuV/m	Limit dBuV/m	Margin dB	Detector	Comment
1	11507.5900	34.22	14.10	48.32	74.00	-25.68	Peak	
2 *	11511.1600	24.89	14.10	38.99	54.00	-15.01	AVG	

REMARKS:

- (1) Measurement Value = Reading Level + Correct Factor.
- (2) Margin Level = Measurement Value - Limit Value.

Orthogonal Axis	X
Test Mode	UNII-3_TX N (HT40) Mode 5755 MHz

Horizontal



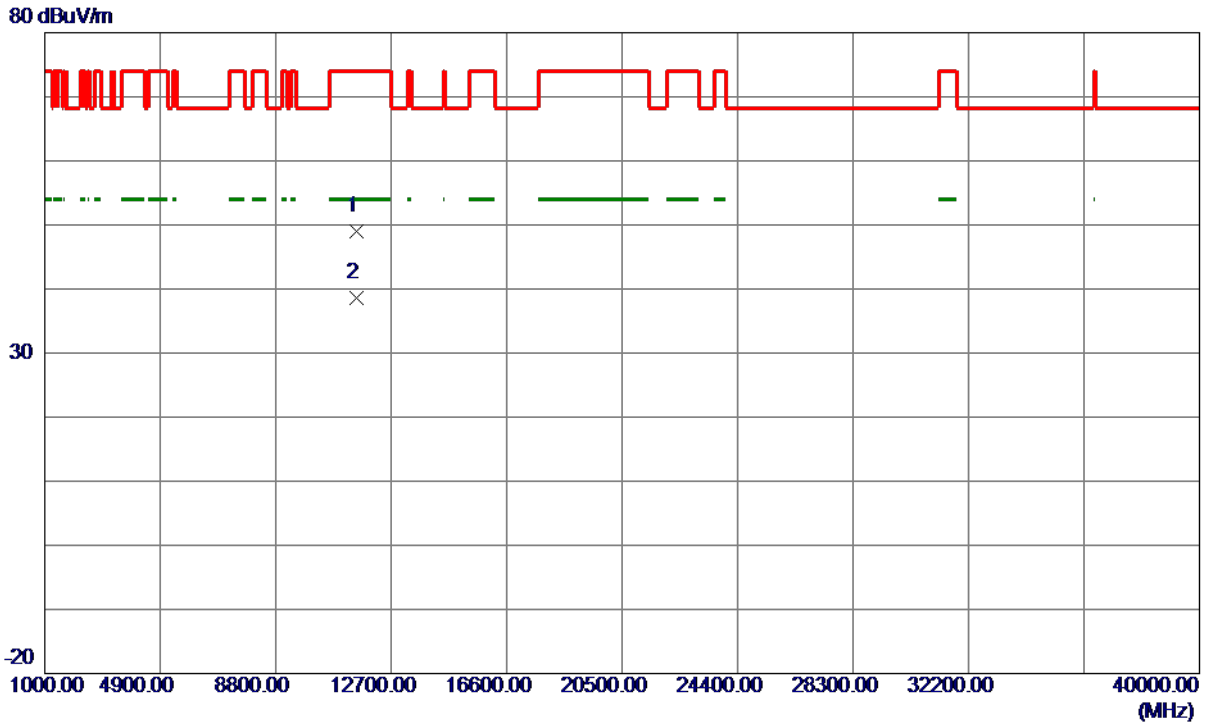
No.	Freq. MHz	Reading Level dBuV/m	Correct Factor dB	Measure ment dBuV/m	Limit dBuV/m	Margin dB	Detector	Comment
1	5715.0000	36.73	16.48	53.21	109.40	-56.19	Peak	
2	5725.0000	43.00	16.52	59.52	122.20	-62.68	Peak	
3 *	5764.0000	79.99	16.68	96.67	122.20	-25.53	Peak	No Limit

REMARKS:

- (1) Measurement Value = Reading Level + Correct Factor.
- (2) Margin Level = Measurement Value - Limit Value.

Orthogonal Axis	X
Test Mode	UNII-3_TX N (HT40) Mode 5755 MHz

Horizontal



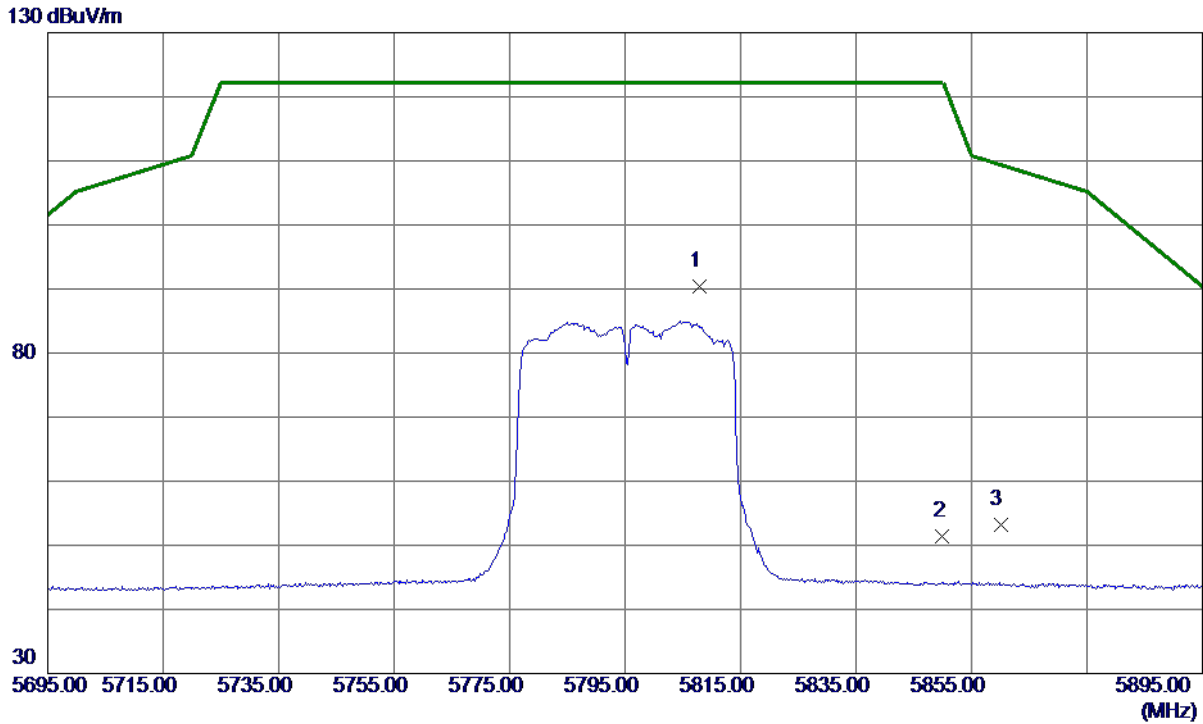
No.	Freq. MHz	Reading Level dBuV/m	Correct Factor dB	Measure ment dBuV/m	Limit dBuV/m	Margin dB	Detector	Comment
1	11511.2600	34.99	14.10	49.09	74.00	-24.91	Peak	
2 *	11511.3700	24.54	14.10	38.64	54.00	-15.36	AVG	

REMARKS:

- (1) Measurement Value = Reading Level + Correct Factor.
- (2) Margin Level = Measurement Value - Limit Value.

Orthogonal Axis	X
Test Mode	UNII-3_TX N (HT40) Mode 5795 MHz

Vertical



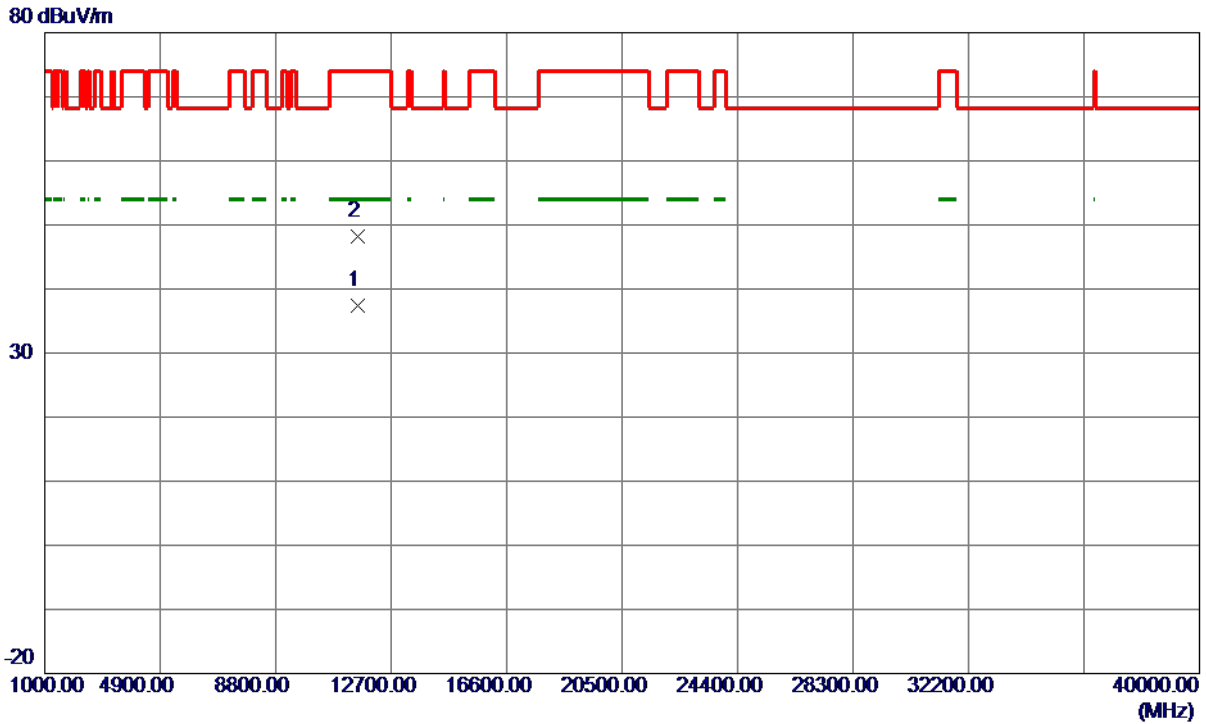
No.	Freq. MHz	Reading Level dBuV/m	Correct Factor dB	Measure ment dBuV/m	Limit dBuV/m	Margin dB	Detector	Comment
1 *	5807.8000	73.47	16.85	90.32	122.20	-31.88	Peak	No Limit
2	5850.0000	34.39	17.02	51.41	122.20	-70.79	Peak	
3	5860.0000	36.10	17.06	53.16	109.40	-56.24	Peak	

REMARKS:

- (1) Measurement Value = Reading Level + Correct Factor.
- (2) Margin Level = Measurement Value - Limit Value.

Orthogonal Axis	X
Test Mode	UNII-3_TX N (HT40) Mode 5795 MHz

Vertical



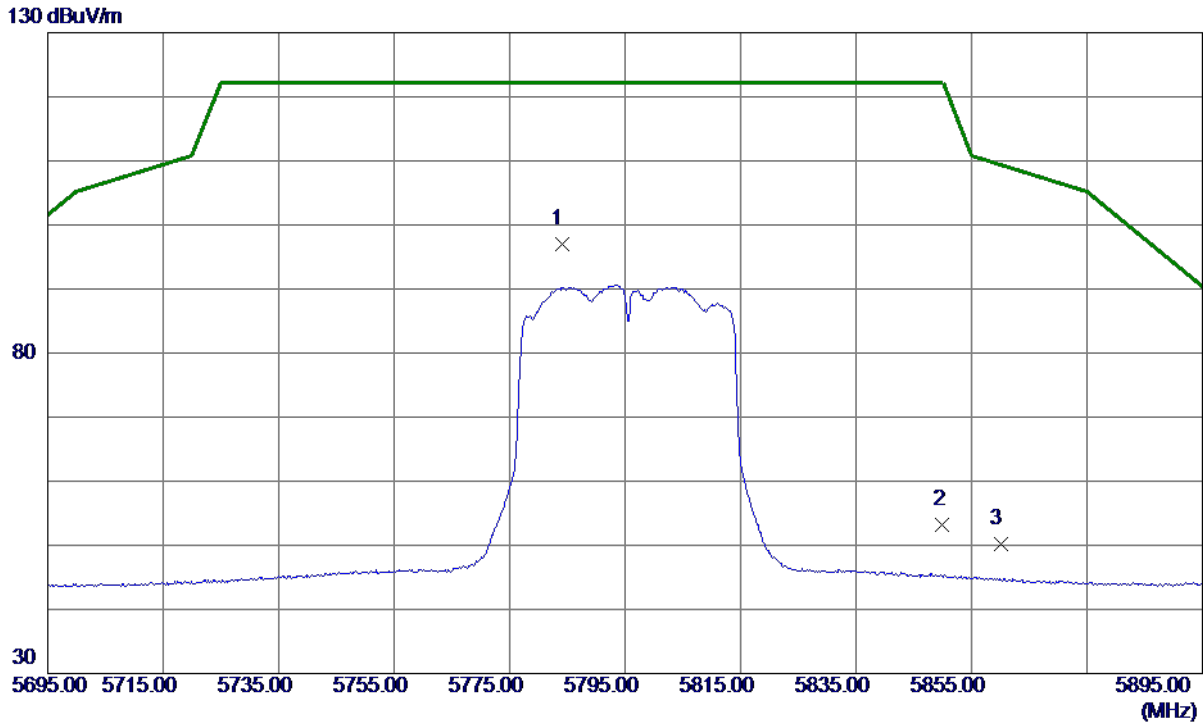
No.	Freq. MHz	Reading Level dBuV/m	Correct Factor dB	Measure ment dBuV/m	Limit dBuV/m	Margin dB	Detector	Comment
1 *	11591.6400	23.17	14.17	37.34	54.00	-16.66	AVG	
2	11594.6200	33.96	14.17	48.13	74.00	-25.87	Peak	

REMARKS:

- (1) Measurement Value = Reading Level + Correct Factor.
- (2) Margin Level = Measurement Value - Limit Value.

Orthogonal Axis	X
Test Mode	UNII-3_TX N (HT40) Mode 5795 MHz

Horizontal



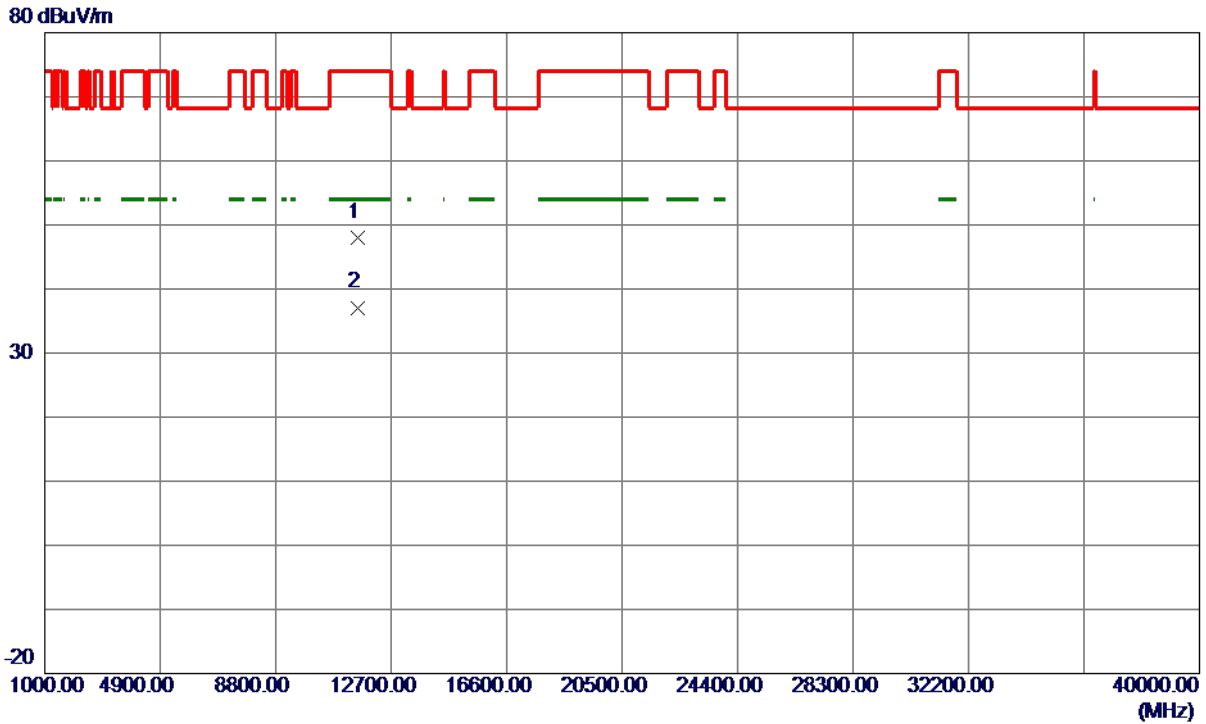
No.	Freq. MHz	Reading Level dBuV/m	Correct Factor dB	Measure ment dBuV/m	Limit dBuV/m	Margin dB	Detector	Comment
1 *	5784.0000	80.17	16.76	96.93	122.20	-25.27	Peak	No Limit
2	5850.0000	36.14	17.02	53.16	122.20	-69.04	Peak	
3	5860.0000	33.13	17.06	50.19	109.40	-59.21	Peak	

REMARKS:

- (1) Measurement Value = Reading Level + Correct Factor.
- (2) Margin Level = Measurement Value - Limit Value.

Orthogonal Axis	X
Test Mode	UNII-3_TX N (HT40) Mode 5795 MHz

Horizontal



No.	Freq. MHz	Reading Level dBuV/m	Correct Factor dB	Measure ment dBuV/m	Limit dBuV/m	Margin dB	Detector	Comment
1	11587.5100	33.92	14.16	48.08	74.00	-25.92	Peak	
2 *	11588.0300	22.94	14.16	37.10	54.00	-16.90	AVG	

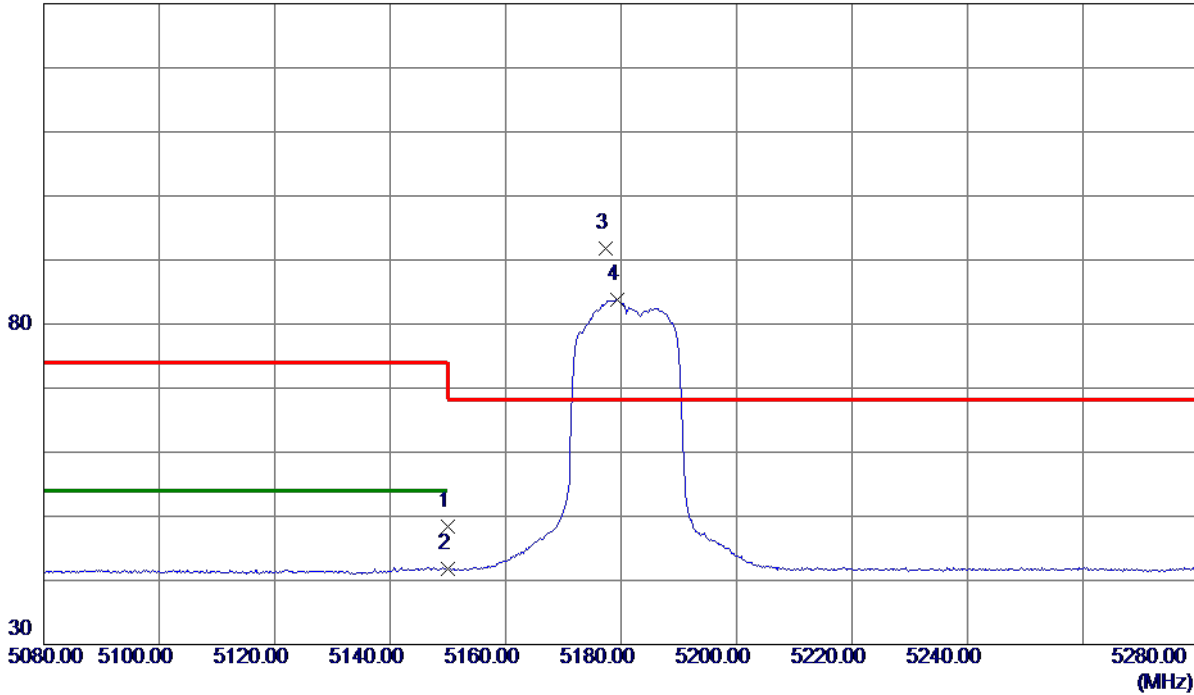
REMARKS:

- (1) Measurement Value = Reading Level + Correct Factor.
- (2) Margin Level = Measurement Value - Limit Value.

Orthogonal Axis	X
Test Mode	UNII-1_TX AC (VHT20) Mode 5180 MHz

Vertical

130 dBuV/m



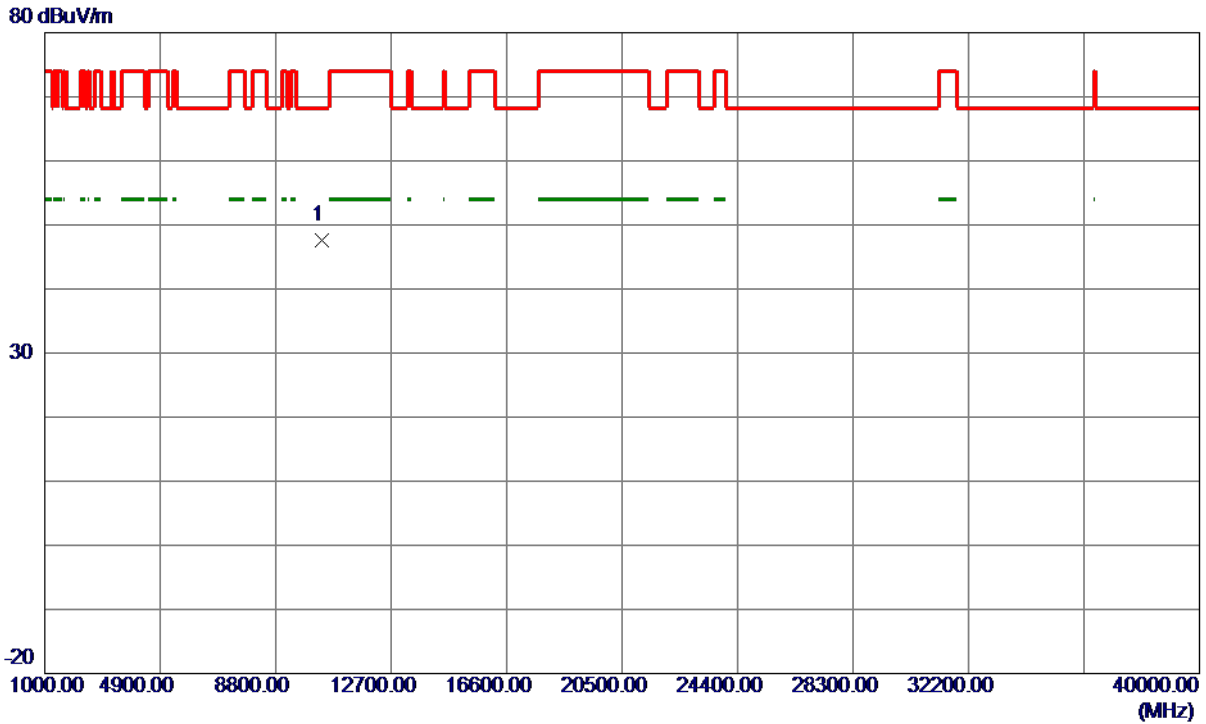
No.	Freq. MHz	Reading Level dBuV/m	Correct Factor dB	Measure ment dBuV/m	Limit dBuV/m	Margin dB	Detector	Comment
1	5150.0000	33.52	14.91	48.43	74.00	-25.57	Peak	
2	5150.0000	26.81	14.91	41.72	54.00	-12.28	AVG	
3 *	5177.4000	76.79	14.97	91.76	68.30	23.46	Peak	No Limit
4	5179.4000	68.75	14.97	83.72	999.00	-915.28	AVG	No Limit

REMARKS:

- (1) Measurement Value = Reading Level + Correct Factor.
- (2) Margin Level = Measurement Value - Limit Value.

Orthogonal Axis	X
Test Mode	UNII-1_TX AC (VHT20) Mode 5180 MHz

Vertical



No.	Freq. MHz	Reading Level dBuV/m	Correct Factor dB	Measure ment dBuV/m	Limit dBuV/m	Margin dB	Detector	Comment
1 *	10361.4400	34.62	12.89	47.51	68.30	-20.79	Peak	

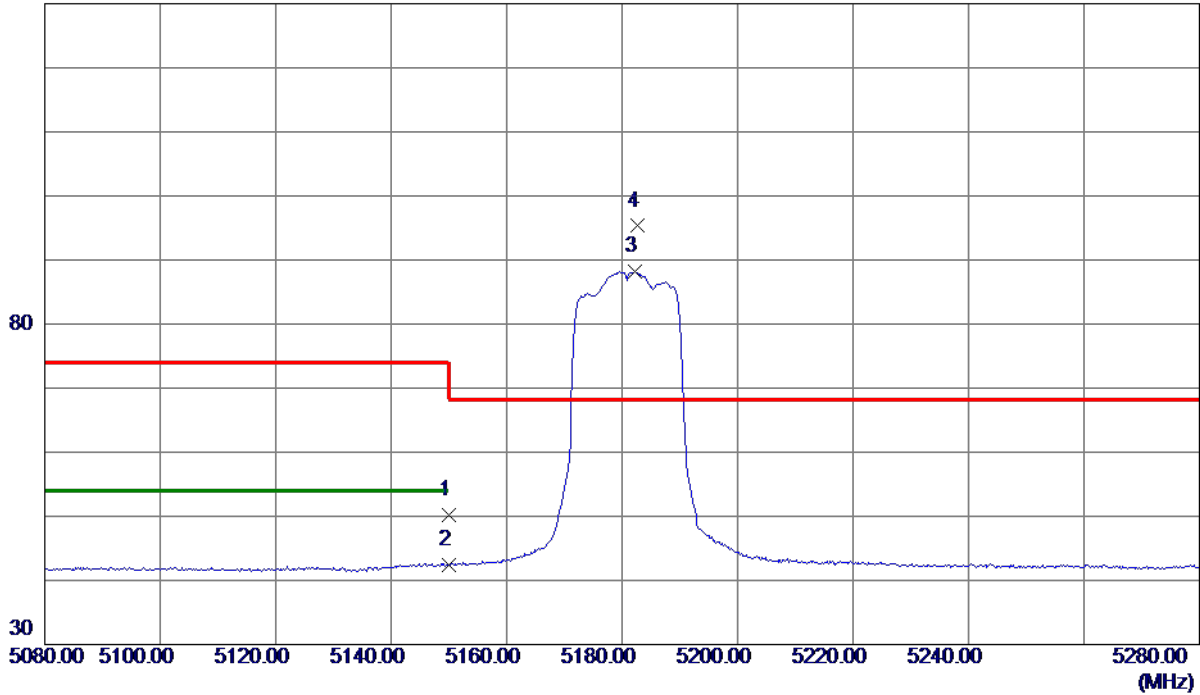
REMARKS:

- (1) Measurement Value = Reading Level + Correct Factor.
- (2) Margin Level = Measurement Value - Limit Value.

Orthogonal Axis	X
Test Mode	UNII-1_TX AC (VHT20) Mode 5180 MHz

Horizontal

130 dBuV/m



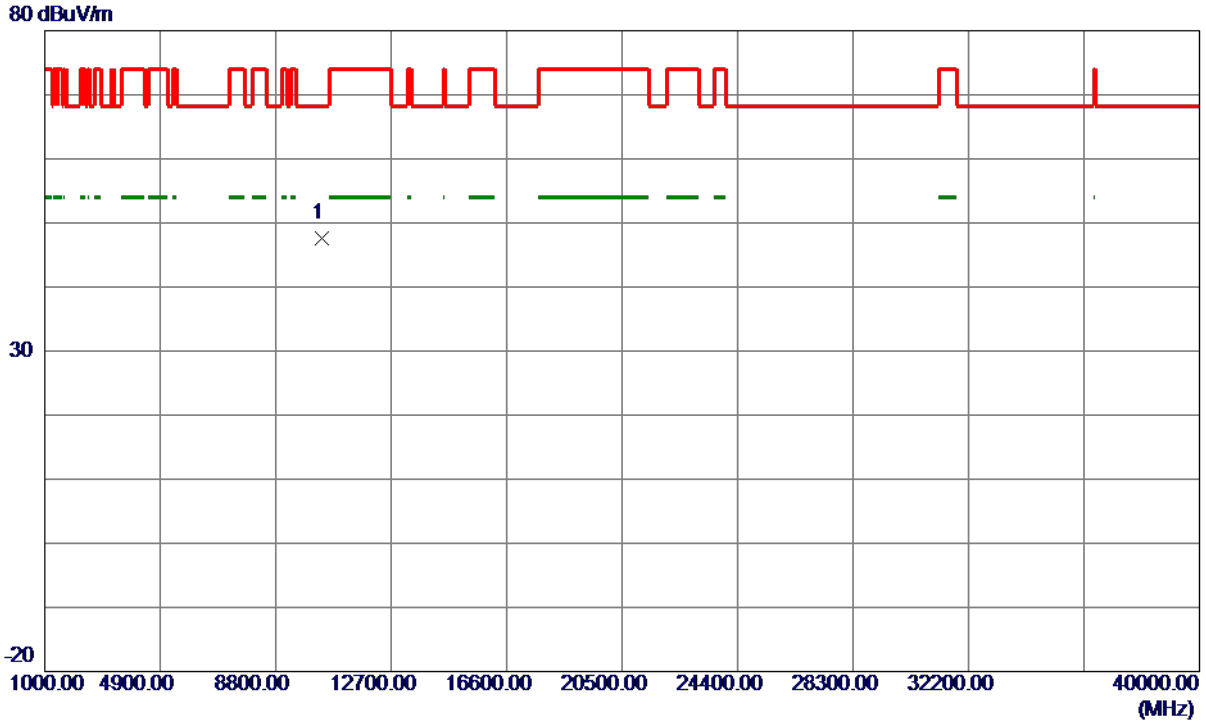
No.	Freq. MHz	Reading Level dBuV/m	Correct Factor dB	Measure ment dBuV/m	Limit dBuV/m	Margin dB	Detector	Comment
1	5150.0000	35.36	14.91	50.27	74.00	-23.73	Peak	
2	5150.0000	27.55	14.91	42.46	54.00	-11.54	AVG	
3	5182.2000	73.17	14.98	88.15	999.00	-910.85	AVG	No Limit
4 *	5182.6000	80.32	14.98	95.30	68.30	27.00	Peak	No Limit

REMARKS:

- (1) Measurement Value = Reading Level + Correct Factor.
- (2) Margin Level = Measurement Value - Limit Value.

Orthogonal Axis	X
Test Mode	UNII-1_TX AC (VHT20) Mode 5180 MHz

Horizontal



No.	Freq. MHz	Reading Level dBuV/m	Correct Factor dB	Measure ment dBuV/m	Limit dBuV/m	Margin dB	Detector	Comment
1 *	10353.9600	34.80	12.88	47.68	68.30	-20.62	Peak	

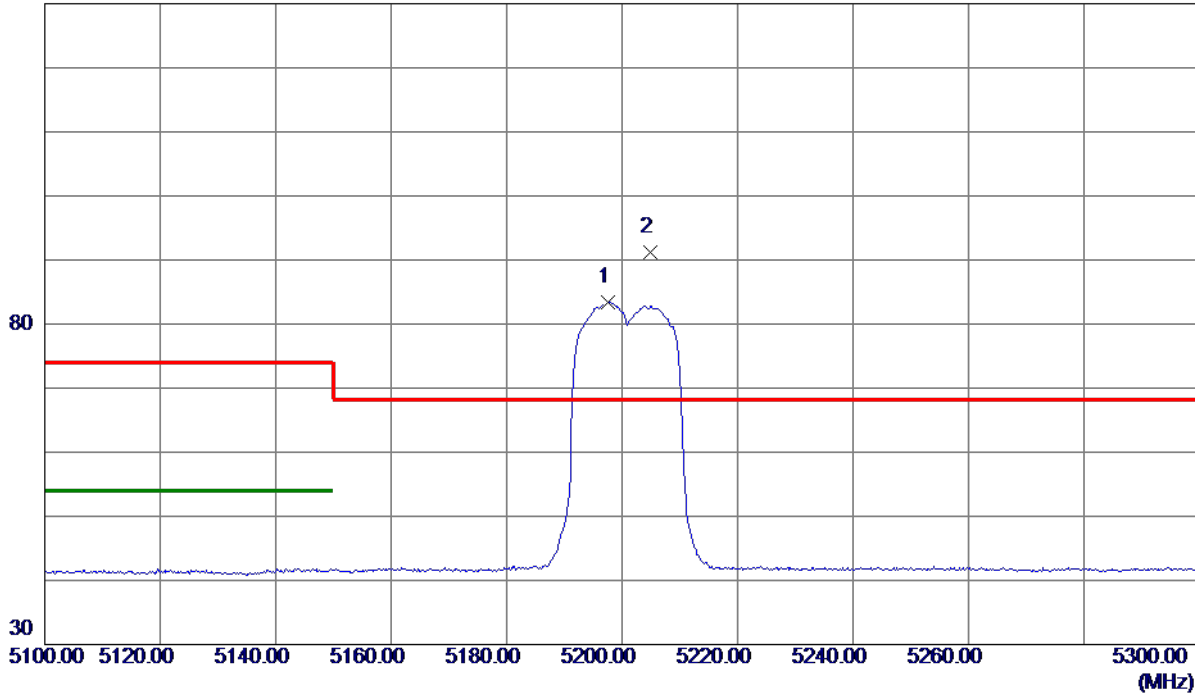
REMARKS:

- (1) Measurement Value = Reading Level + Correct Factor.
- (2) Margin Level = Measurement Value - Limit Value.

Orthogonal Axis	X
Test Mode	UNII-1_TX AC (VHT20) Mode 5200 MHz

Vertical

130 dBuV/m



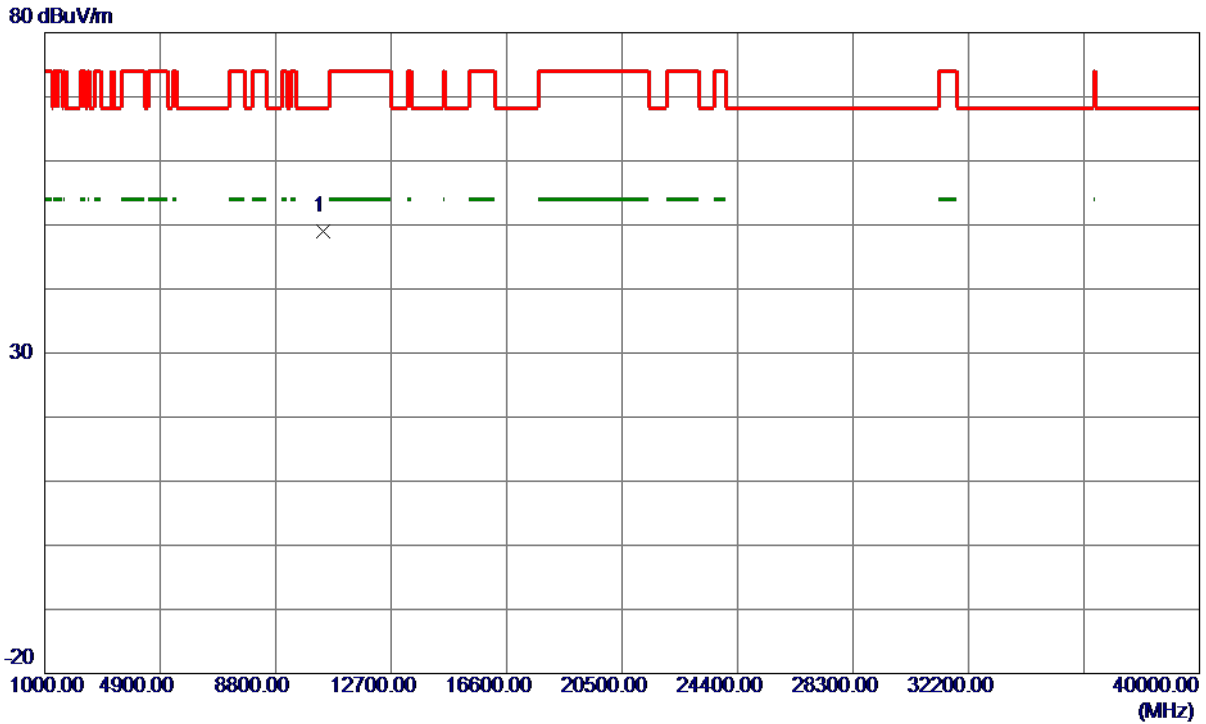
No.	Freq. MHz	Reading Level dBuV/m	Correct Factor dB	Measure ment dBuV/m	Limit dBuV/m	Margin dB	Detector	Comment
1	5197.6000	68.40	15.01	83.41	999.00	-915.59	AVG	No Limit
2 *	5204.8000	76.12	15.02	91.14	68.30	22.84	Peak	No Limit

REMARKS:

- (1) Measurement Value = Reading Level + Correct Factor.
- (2) Margin Level = Measurement Value - Limit Value.

Orthogonal Axis	X
Test Mode	UNII-1_TX AC (VHT20) Mode 5200 MHz

Vertical



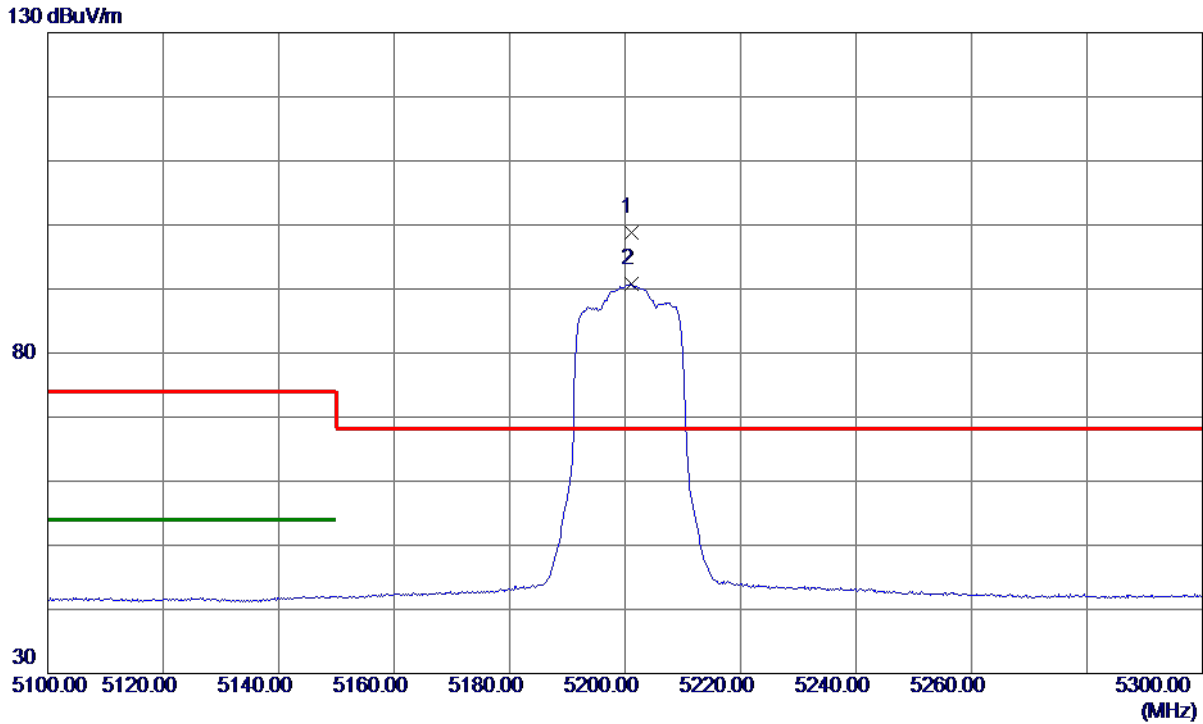
No.	Freq. MHz	Reading Level dBuV/m	Correct Factor dB	Measure ment dBuV/m	Limit dBuV/m	Margin dB	Detector	Comment
1 *	10400.2200	35.97	12.97	48.94	68.30	-19.36	Peak	

REMARKS:

- (1) Measurement Value = Reading Level + Correct Factor.
- (2) Margin Level = Measurement Value - Limit Value.

Orthogonal Axis	X
Test Mode	UNII-1_TX AC (VHT20) Mode 5200 MHz

Horizontal



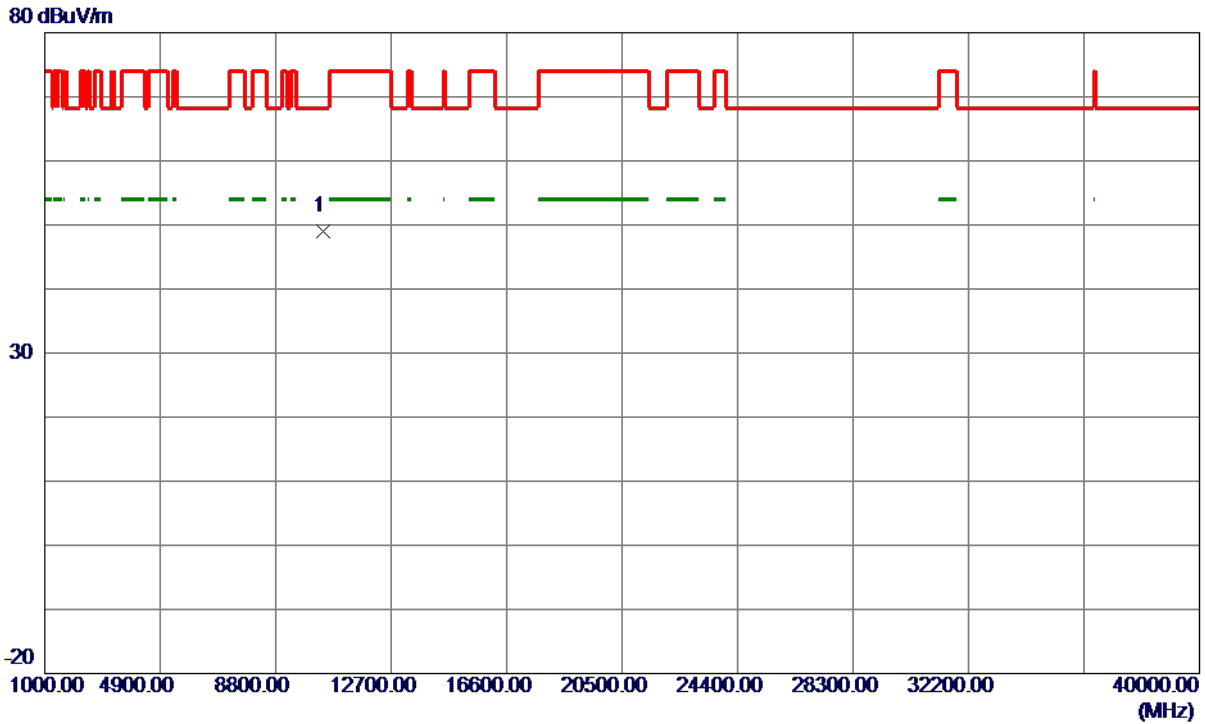
No.	Freq. MHz	Reading Level dBuV/m	Correct Factor dB	Measure ment dBuV/m	Limit dBuV/m	Margin dB	Detector	Comment
1 *	5201.0000	83.86	15.02	98.88	68.30	30.58	Peak	No Limit
2	5201.2000	75.75	15.02	90.77	999.00	-908.23	AVG	No Limit

REMARKS:

- (1) Measurement Value = Reading Level + Correct Factor.
- (2) Margin Level = Measurement Value - Limit Value.

Orthogonal Axis	X
Test Mode	UNII-1_TX AC (VHT20) Mode 5200 MHz

Horizontal



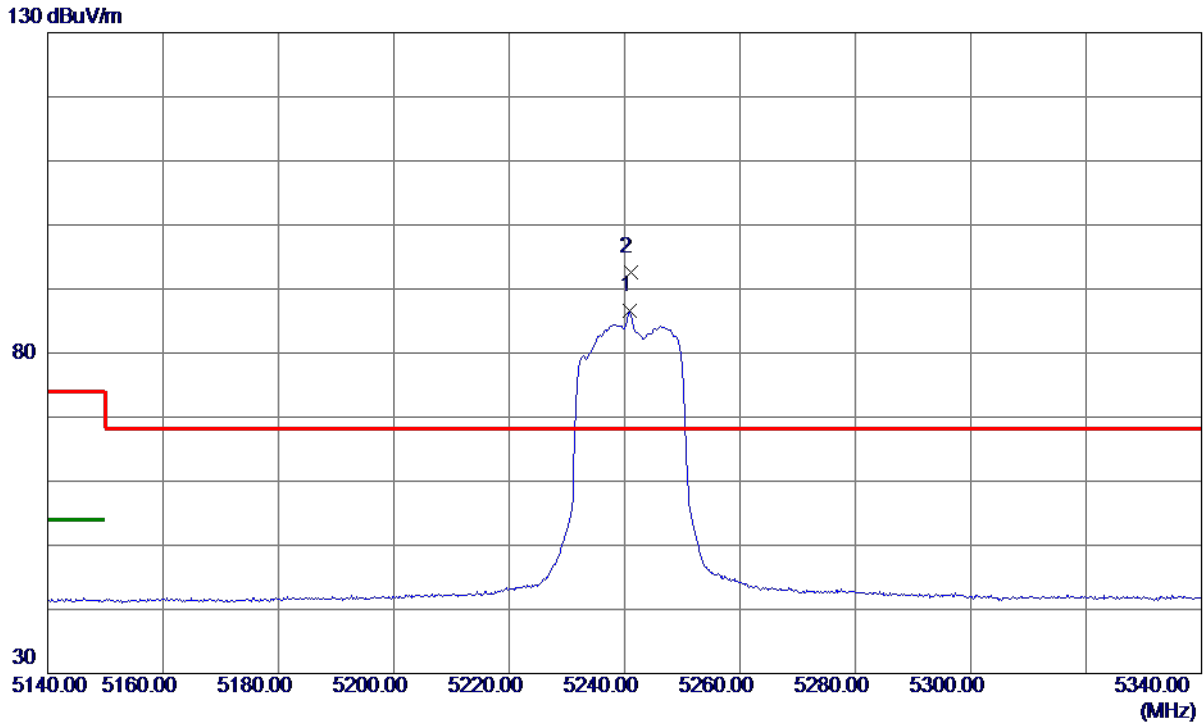
No.	Freq. MHz	Reading Level dBuV/m	Correct Factor dB	Measure ment dBuV/m	Limit dBuV/m	Margin dB	Detector	Comment
1 *	10402.4800	36.05	12.98	49.03	68.30	-19.27	Peak	

REMARKS:

- (1) Measurement Value = Reading Level + Correct Factor.
- (2) Margin Level = Measurement Value - Limit Value.

Orthogonal Axis	X
Test Mode	UNII-1_TX AC (VHT20) Mode 5240 MHz

Vertical



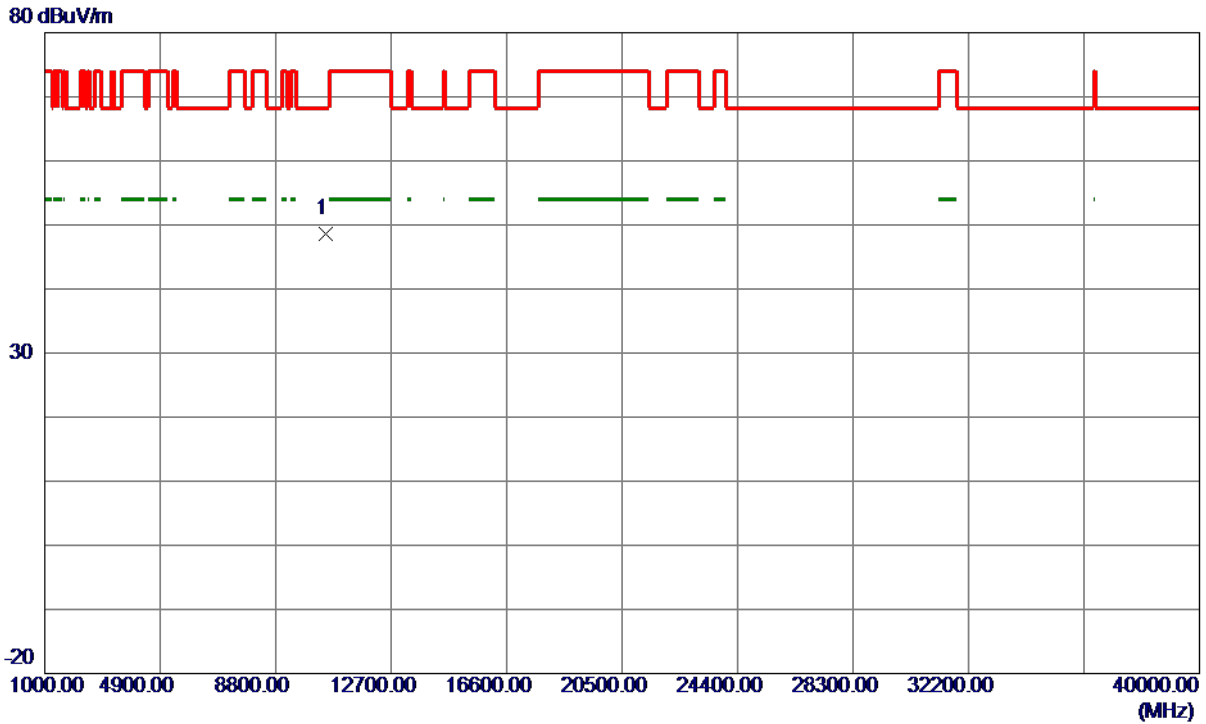
No.	Freq. MHz	Reading Level dBuV/m	Correct Factor dB	Measure ment dBuV/m	Limit dBuV/m	Margin dB	Detector	Comment
1	5240.8000	71.42	15.10	86.52	999.00	-912.48	AVG	No Limit
2 *	5241.0000	77.58	15.10	92.68	68.30	24.38	Peak	No Limit

REMARKS:

- (1) Measurement Value = Reading Level + Correct Factor.
- (2) Margin Level = Measurement Value - Limit Value.

Orthogonal Axis	X
Test Mode	UNII-1_TX AC (VHT20) Mode 5240 MHz

Vertical



No.	Freq. MHz	Reading Level dBuV/m	Correct Factor dB	Measure ment dBuV/m	Limit dBuV/m	Margin dB	Detector	Comment
1 *	10483.8600	35.41	13.14	48.55	68.30	-19.75	Peak	

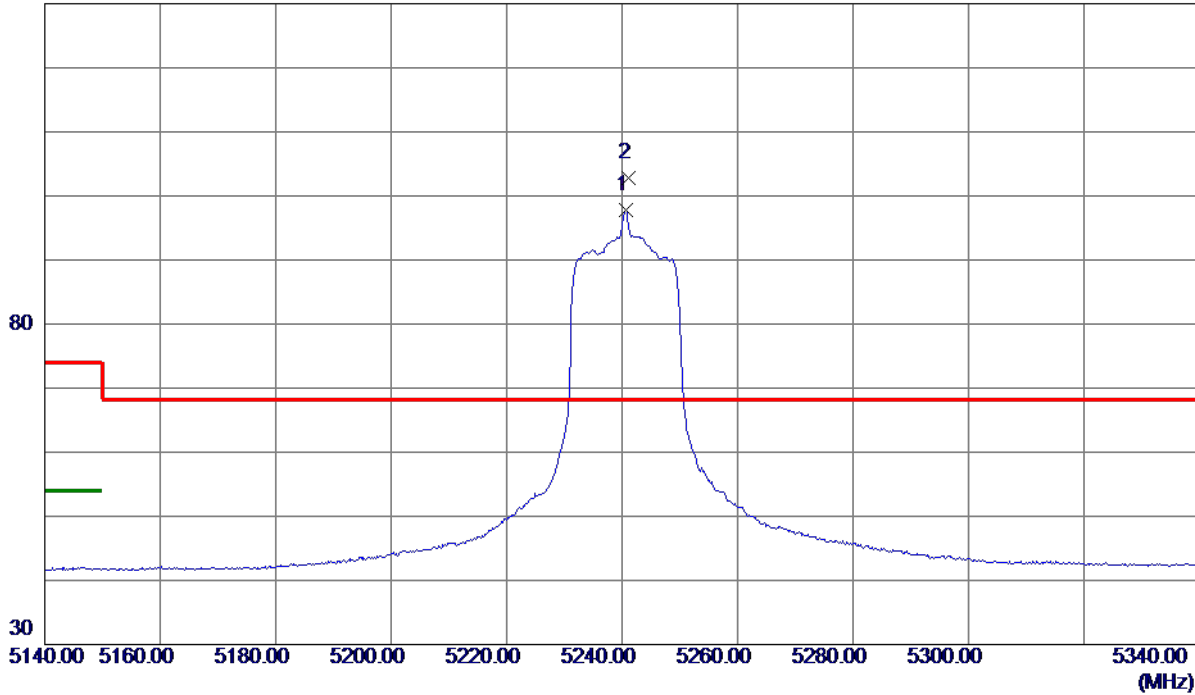
REMARKS:

- (1) Measurement Value = Reading Level + Correct Factor.
- (2) Margin Level = Measurement Value - Limit Value.

Orthogonal Axis	X
Test Mode	UNII-1_TX AC (VHT20) Mode 5240 MHz

Horizontal

130 dBuV/m



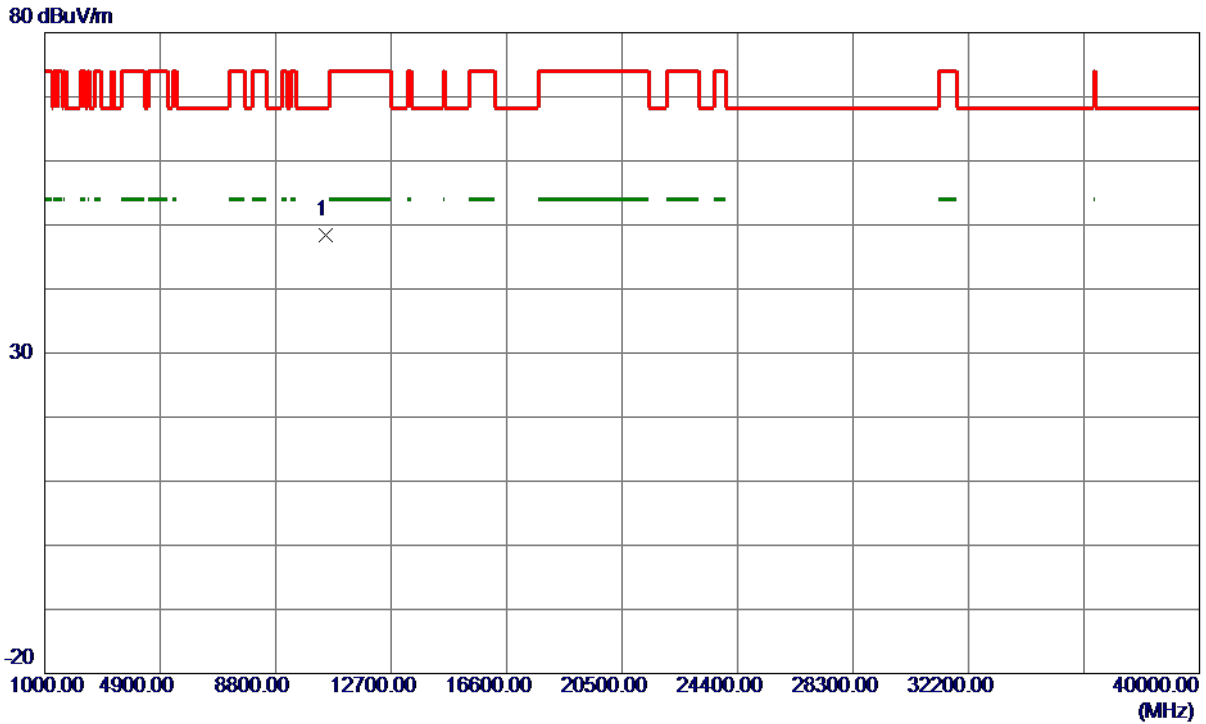
No.	Freq. MHz	Reading Level dBuV/m	Correct Factor dB	Measure ment dBuV/m	Limit dBuV/m	Margin dB	Detector	Comment
1	5240.6000	82.63	15.10	97.73	999.00	-901.27	AVG	No Limit
2 *	5241.2000	87.61	15.10	102.71	68.30	34.41	Peak	No Limit

REMARKS:

- (1) Measurement Value = Reading Level + Correct Factor.
- (2) Margin Level = Measurement Value - Limit Value.

Orthogonal Axis	X
Test Mode	UNII-1_TX AC (VHT20) Mode 5240 MHz

Horizontal



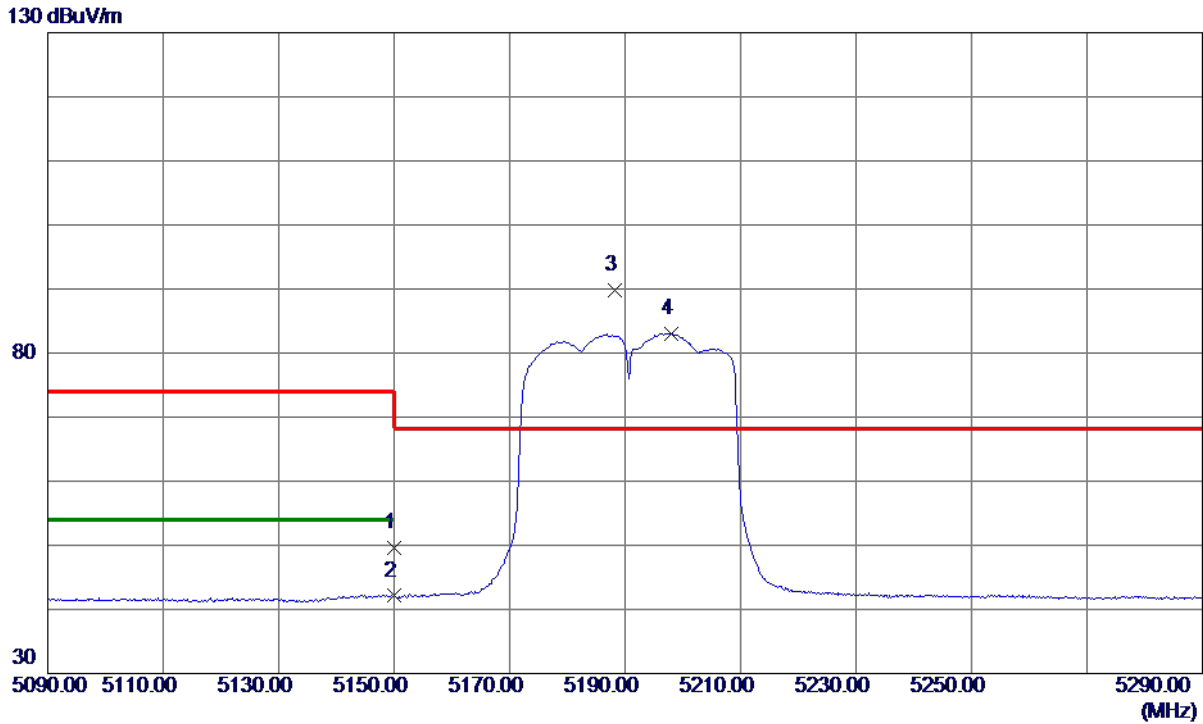
No.	Freq. MHz	Reading Level dBuV/m	Correct Factor dB	Measure ment dBuV/m	Limit dBuV/m	Margin dB	Detector	Comment
1 *	10489.9400	35.21	13.15	48.36	68.30	-19.94	Peak	

REMARKS:

- (1) Measurement Value = Reading Level + Correct Factor.
- (2) Margin Level = Measurement Value - Limit Value.

Orthogonal Axis	X
Test Mode	UNII-1_TX AC (VHT40) Mode 5190 MHz

Vertical



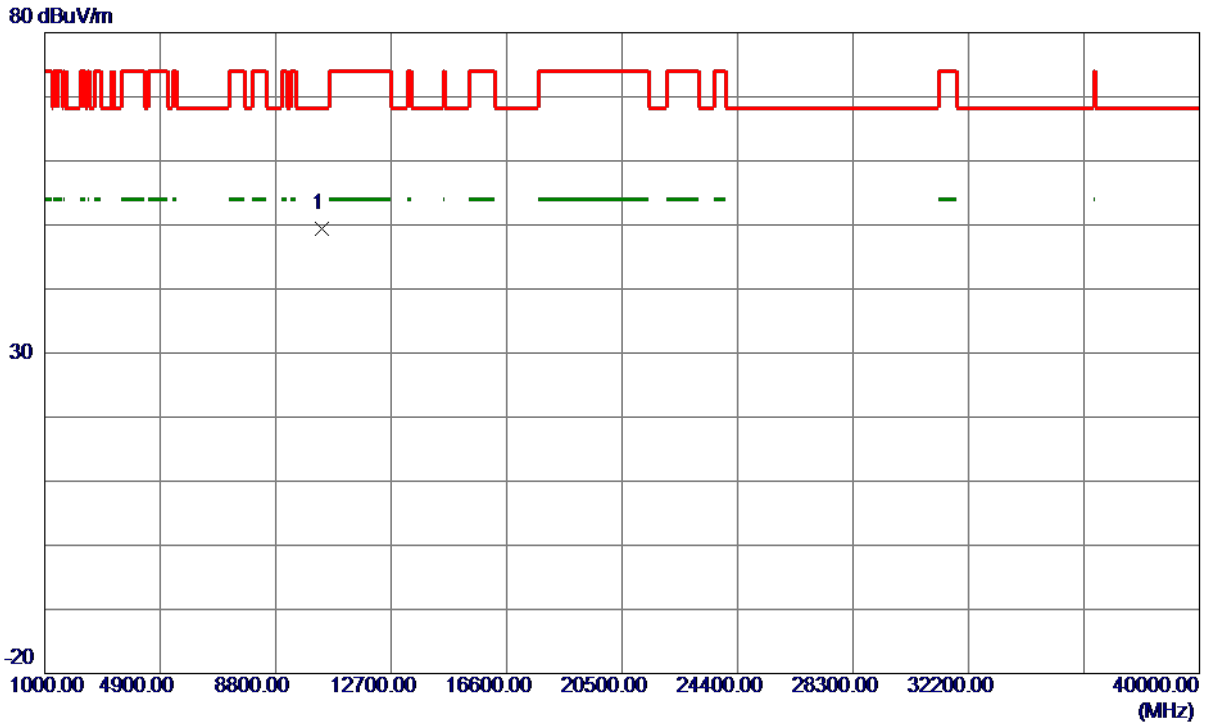
No.	Freq. MHz	Reading Level dBuV/m	Correct Factor dB	Measure ment dBuV/m	Limit dBuV/m	Margin dB	Detector	Comment
1	5150.0000	34.76	14.91	49.67	74.00	-24.33	Peak	
2	5150.0000	27.19	14.91	42.10	54.00	-11.90	AVG	
3 *	5188.2000	74.79	14.99	89.78	68.30	21.48	Peak	No Limit
4	5198.0000	68.06	15.01	83.07	999.00	-915.93	AVG	No Limit

REMARKS:

- (1) Measurement Value = Reading Level + Correct Factor.
- (2) Margin Level = Measurement Value - Limit Value.

Orthogonal Axis	X
Test Mode	UNII-1_TX AC (VHT40) Mode 5190 MHz

Vertical



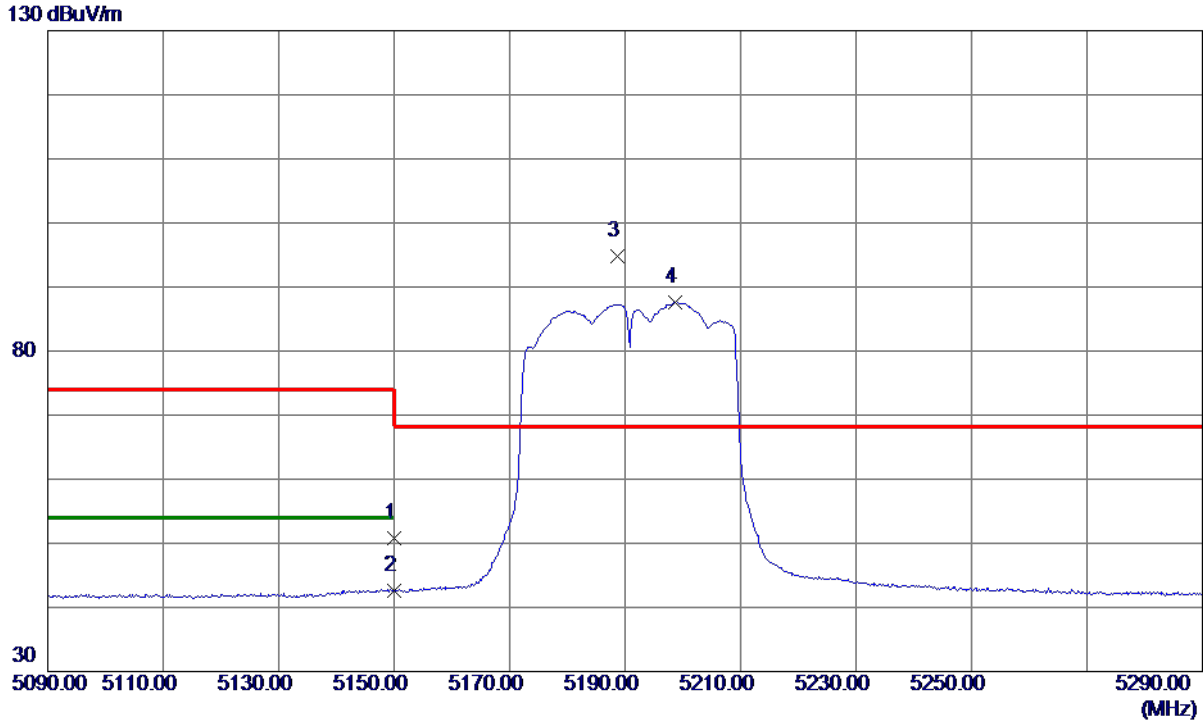
No.	Freq. MHz	Reading Level dBuV/m	Correct Factor dB	Measure ment dBuV/m	Limit dBuV/m	Margin dB	Detector	Comment
1 *	10378.4600	36.40	12.93	49.33	68.30	-18.97	Peak	

REMARKS:

- (1) Measurement Value = Reading Level + Correct Factor.
- (2) Margin Level = Measurement Value - Limit Value.

Orthogonal Axis	X
Test Mode	UNII-1_TX AC (VHT40) Mode 5190 MHz

Horizontal



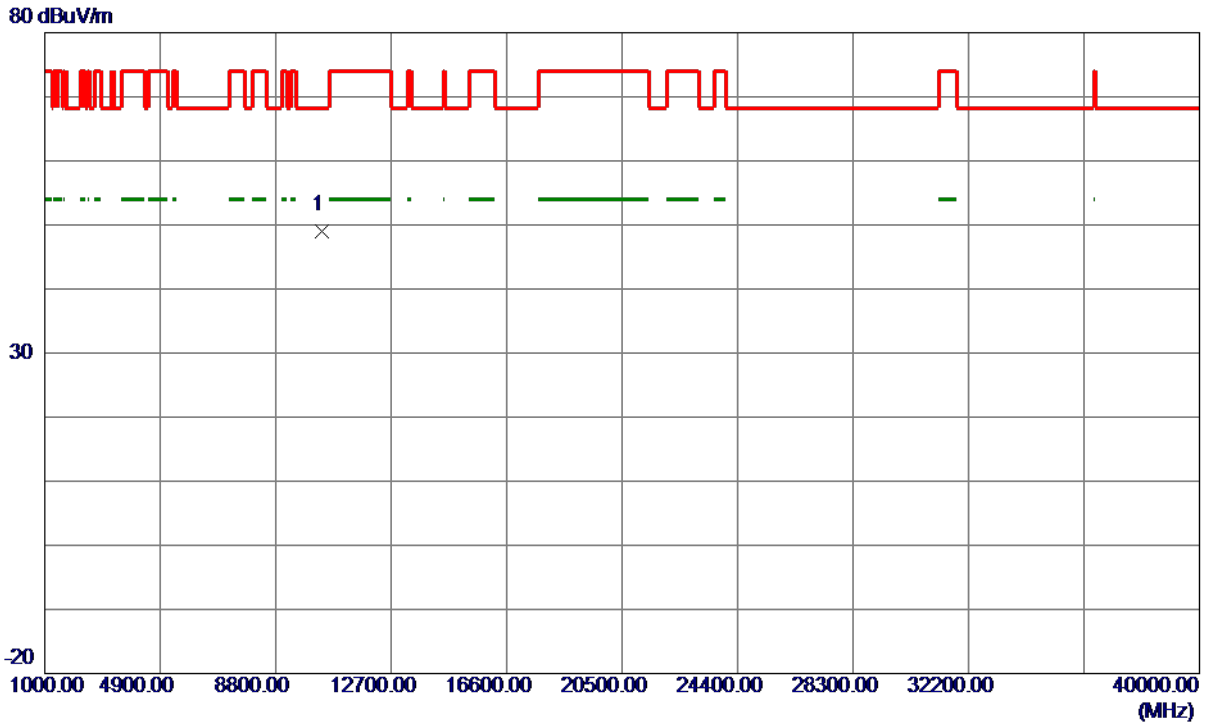
No.	Freq. MHz	Reading Level dBuV/m	Correct Factor dB	Measure ment dBuV/m	Limit dBuV/m	Margin dB	Detector	Comment
1	5150.0000	35.92	14.91	50.83	74.00	-23.17	Peak	
2	5150.0000	27.74	14.91	42.65	54.00	-11.35	AVG	
3 *	5188.6000	79.78	14.99	94.77	68.30	26.47	Peak	No Limit
4	5198.6000	72.58	15.01	87.59	999.00	-911.41	AVG	No Limit

REMARKS:

- (1) Measurement Value = Reading Level + Correct Factor.
- (2) Margin Level = Measurement Value - Limit Value.

Orthogonal Axis	X
Test Mode	UNII-1_TX AC (VHT40) Mode 5190 MHz

Horizontal



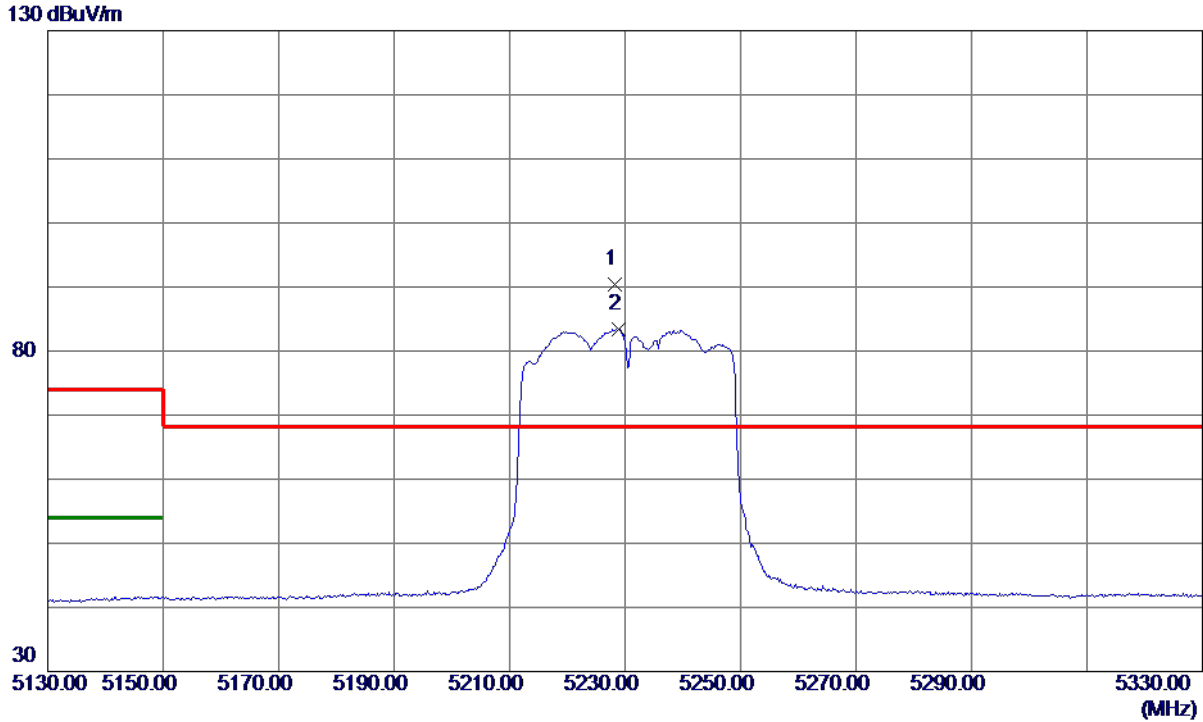
No.	Freq. MHz	Reading Level dBuV/m	Correct Factor dB	Measure ment dBuV/m	Limit dBuV/m	Margin dB	Detector	Comment
1 *	10377.8600	36.17	12.93	49.10	68.30	-19.20	Peak	

REMARKS:

- (1) Measurement Value = Reading Level + Correct Factor.
- (2) Margin Level = Measurement Value - Limit Value.

Orthogonal Axis	X
Test Mode	UNII-1_TX AC (VHT40) Mode 5230 MHz

Vertical



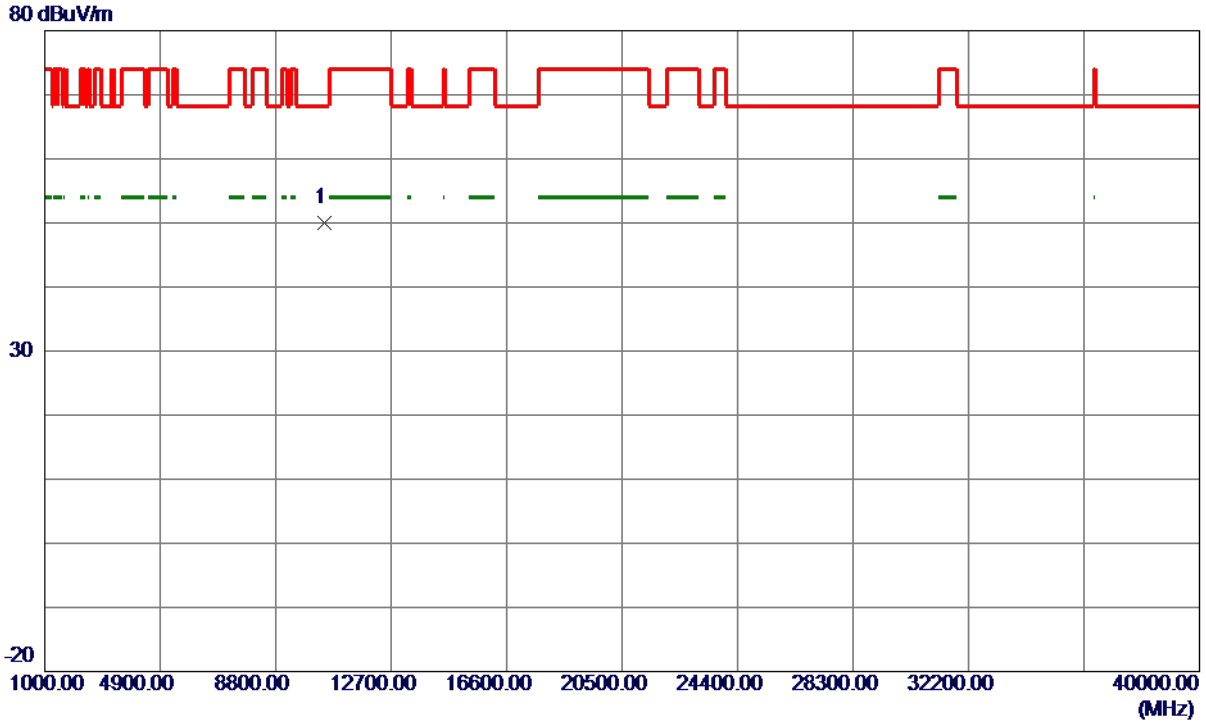
No.	Freq. MHz	Reading Level dBuV/m	Correct Factor dB	Measure ment dBuV/m	Limit dBuV/m	Margin dB	Detector	Comment
1 *	5228.2000	75.34	15.07	90.41	68.30	22.11	Peak	No Limit
2	5228.8000	68.37	15.07	83.44	999.00	-915.56	AVG	No Limit

REMARKS:

- (1) Measurement Value = Reading Level + Correct Factor.
- (2) Margin Level = Measurement Value - Limit Value.

Orthogonal Axis	X
Test Mode	UNII-1_TX AC (VHT40) Mode 5230 MHz

Vertical



No.	Freq. MHz	Reading Level dBuV/m	Correct Factor dB	Measure ment dBuV/m	Limit dBuV/m	Margin dB	Detector	Comment
1 *	10460.5950	36.89	13.10	49.99	68.30	-18.31	Peak	

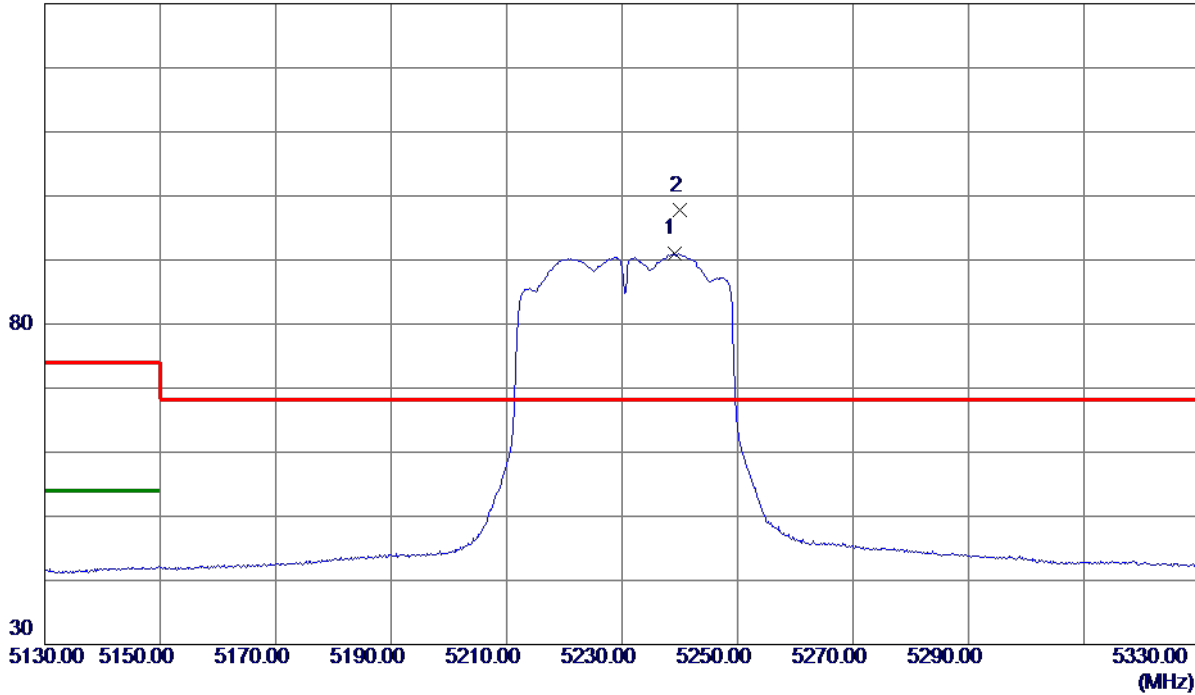
REMARKS:

- (1) Measurement Value = Reading Level + Correct Factor.
- (2) Margin Level = Measurement Value - Limit Value.

Orthogonal Axis	X
Test Mode	UNII-1_TX AC (VHT40) Mode 5230 MHz

Horizontal

130 dBuV/m



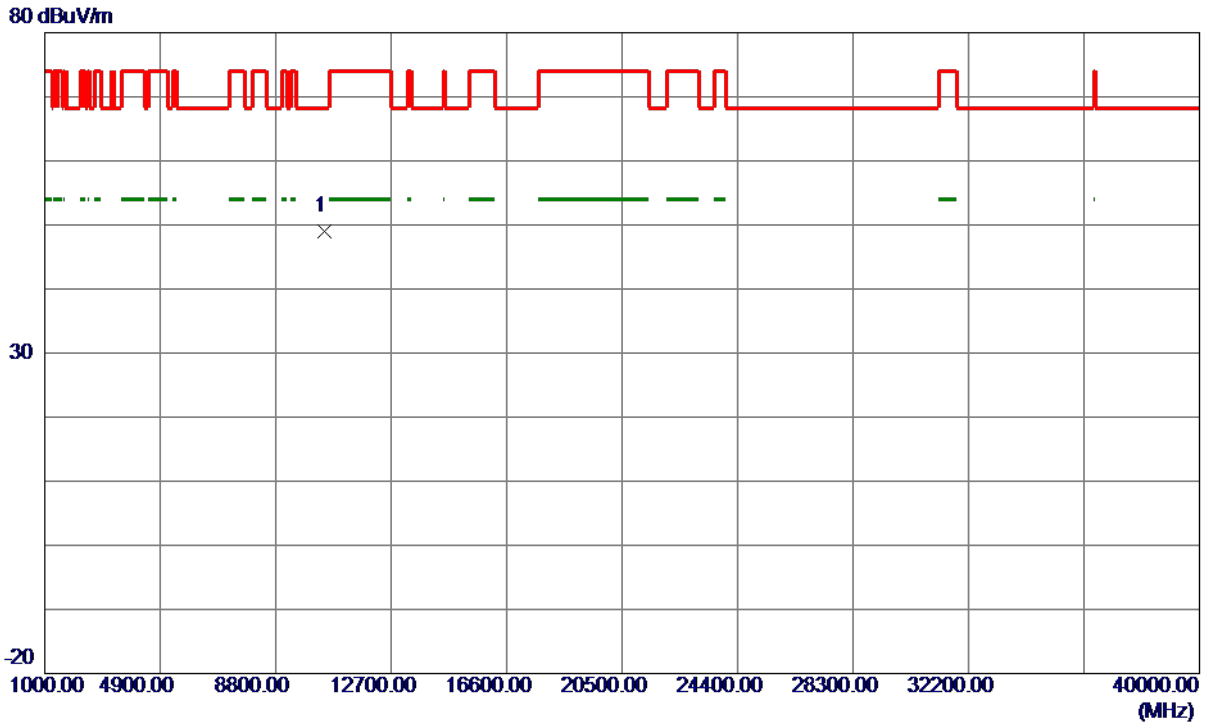
No.	Freq. MHz	Reading Level dBuV/m	Correct Factor dB	Measure ment dBuV/m	Limit dBuV/m	Margin dB	Detector	Comment
1	5239.0000	75.93	15.09	91.02	999.00	-907.98	AVG	No Limit
2 *	5240.0000	82.60	15.10	97.70	68.30	29.40	Peak	No Limit

REMARKS:

- (1) Measurement Value = Reading Level + Correct Factor.
- (2) Margin Level = Measurement Value - Limit Value.

Orthogonal Axis	X
Test Mode	UNII-1_TX AC (VHT40) Mode 5230 MHz

Horizontal



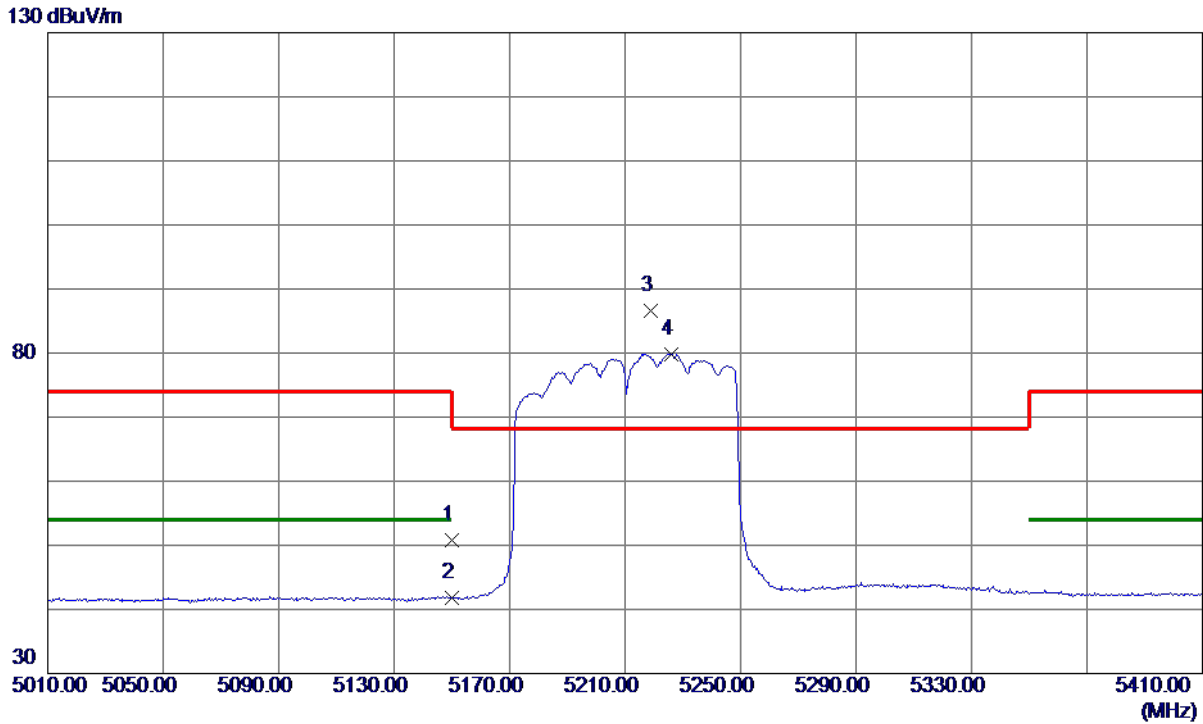
No.	Freq. MHz	Reading Level dBuV/m	Correct Factor dB	Measure ment dBuV/m	Limit dBuV/m	Margin dB	Detector	Comment
1 *	10457.8350	35.94	13.09	49.03	68.30	-19.27	Peak	

REMARKS:

- (1) Measurement Value = Reading Level + Correct Factor.
- (2) Margin Level = Measurement Value - Limit Value.

Orthogonal Axis	X
Test Mode	UNII-1_TX AC (VHT80) Mode 5210 MHz

Vertical



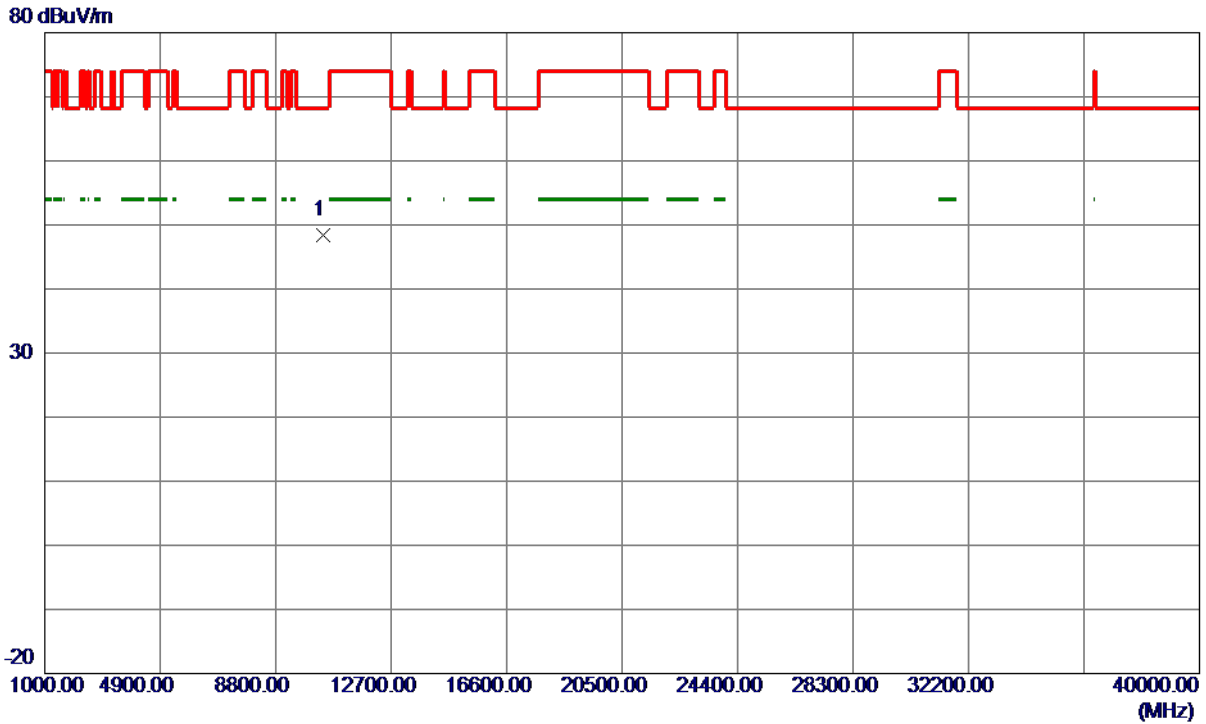
No.	Freq. MHz	Reading Level dBuV/m	Correct Factor dB	Measure ment dBuV/m	Limit dBuV/m	Margin dB	Detector	Comment
1	5150.0000	35.95	14.91	50.86	74.00	-23.14	Peak	
2	5150.0000	26.84	14.91	41.75	54.00	-12.25	AVG	
3 *	5218.8000	71.60	15.05	86.65	68.30	18.35	Peak	No Limit
4	5226.0000	64.82	15.07	79.89	999.00	-919.11	AVG	No Limit

REMARKS:

- (1) Measurement Value = Reading Level + Correct Factor.
- (2) Margin Level = Measurement Value - Limit Value.

Orthogonal Axis	X
Test Mode	UNII-1_TX AC (VHT80) Mode 5210 MHz

Vertical



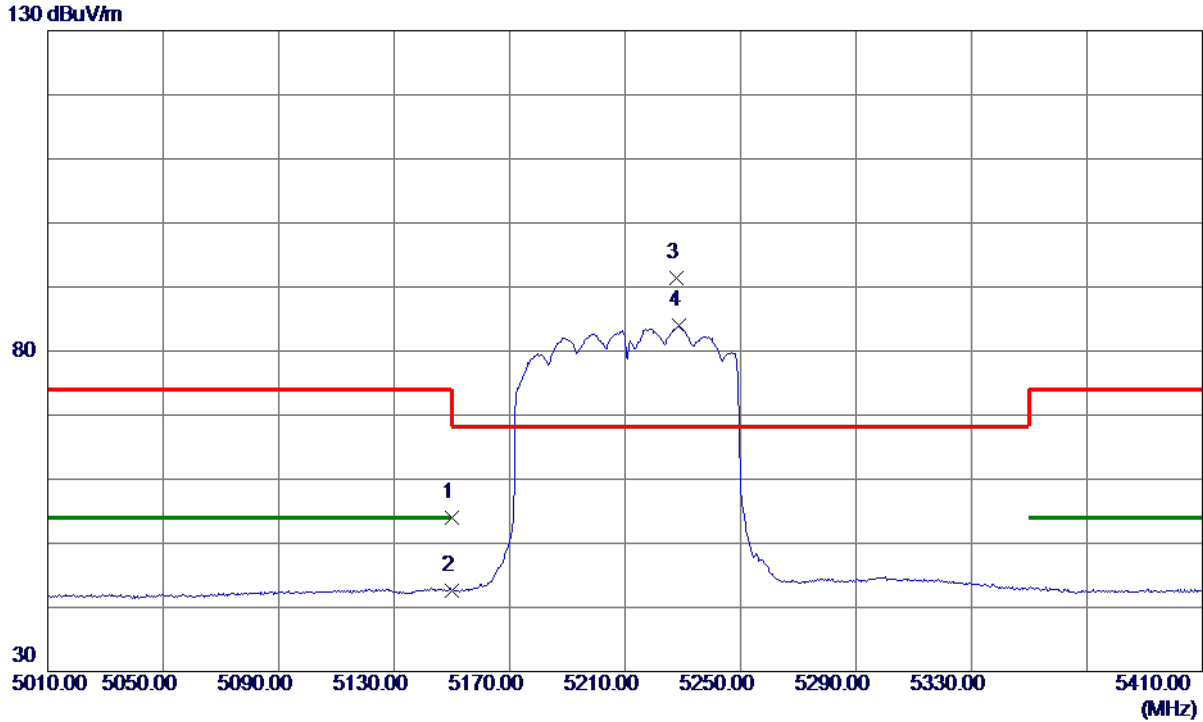
No.	Freq. MHz	Reading Level dBuV/m	Correct Factor dB	Measure ment dBuV/m	Limit dBuV/m	Margin dB	Detector	Comment
1 *	10418.8099	35.35	13.01	48.36	68.30	-19.94	Peak	

REMARKS:

- (1) Measurement Value = Reading Level + Correct Factor.
- (2) Margin Level = Measurement Value - Limit Value.

Orthogonal Axis	X
Test Mode	UNII-1_TX AC (VHT80) Mode 5210 MHz

Horizontal



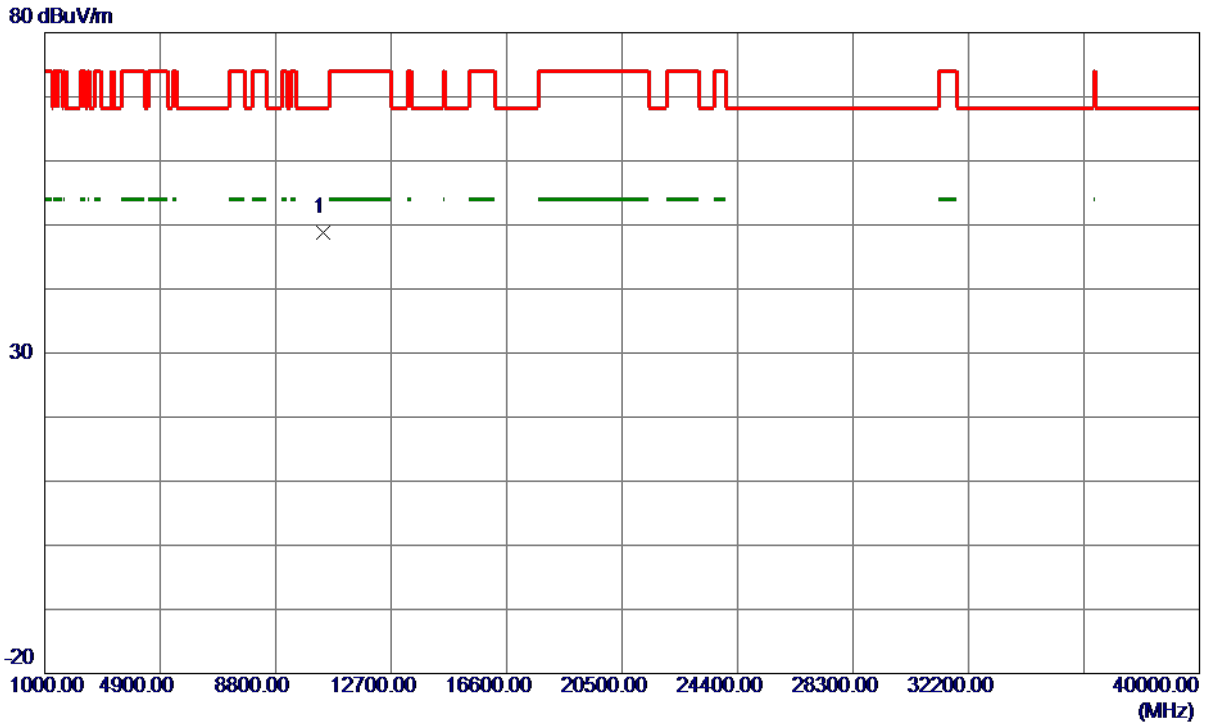
No.	Freq. MHz	Reading Level dBuV/m	Correct Factor dB	Measure ment dBuV/m	Limit dBuV/m	Margin dB	Detector	Comment
1	5150.0000	39.00	14.91	53.91	74.00	-20.09	Peak	
2	5150.0000	27.78	14.91	42.69	54.00	-11.31	AVG	
3 *	5227.6000	76.40	15.07	91.47	68.30	23.17	Peak	No Limit
4	5228.8000	68.88	15.07	83.95	999.00	-915.05	AVG	No Limit

REMARKS:

- (1) Measurement Value = Reading Level + Correct Factor.
- (2) Margin Level = Measurement Value - Limit Value.

Orthogonal Axis	X
Test Mode	UNII-1_TX AC (VHT80) Mode 5210 MHz

Horizontal



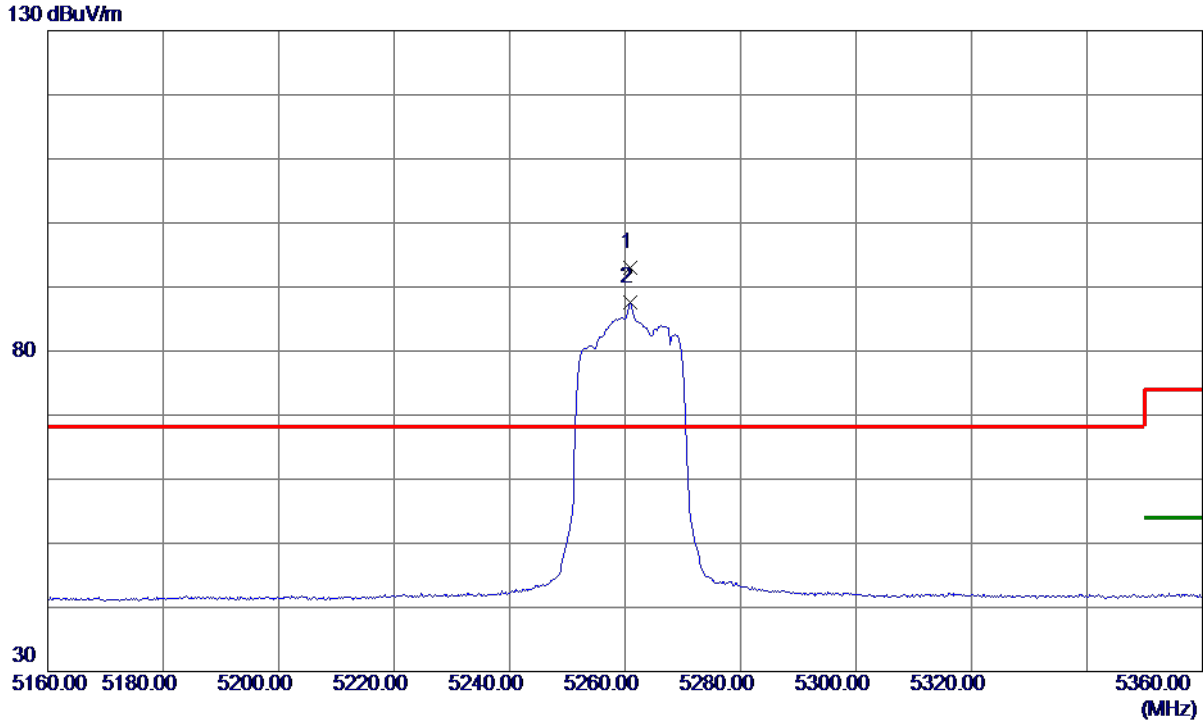
No.	Freq. MHz	Reading Level dBuV/m	Correct Factor dB	Measure ment dBuV/m	Limit dBuV/m	Margin dB	Detector	Comment
1 *	10418.9450	35.82	13.01	48.83	68.30	-19.47	Peak	

REMARKS:

- (1) Measurement Value = Reading Level + Correct Factor.
- (2) Margin Level = Measurement Value - Limit Value.

Orthogonal Axis	X
Test Mode	UNII-2A_TX AC (VHT20) Mode 5260 MHz

Vertical



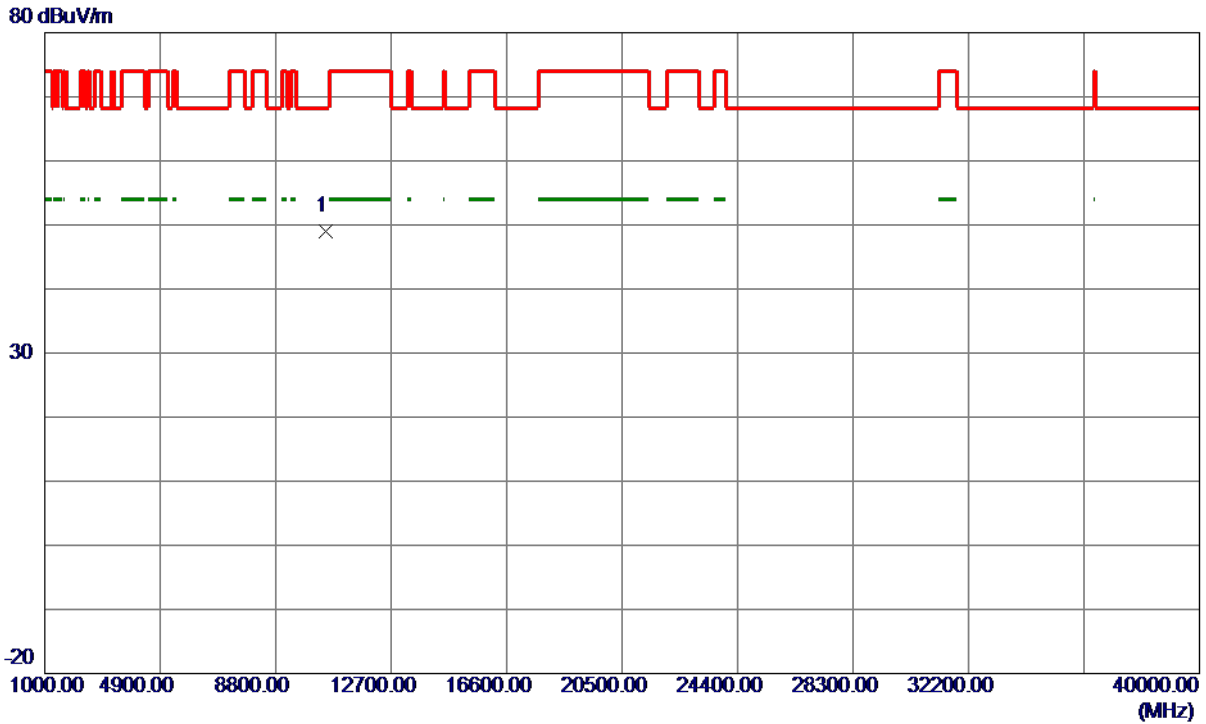
No.	Freq. MHz	Reading Level dBuV/m	Correct Factor dB	Measure ment dBuV/m	Limit dBuV/m	Margin dB	Detector	Comment
1 *	5260.8000	77.78	15.14	92.92	68.30	24.62	Peak	No Limit
2	5260.8000	72.41	15.14	87.55	999.00	-911.45	AVG	No Limit

REMARKS:

- (1) Measurement Value = Reading Level + Correct Factor.
- (2) Margin Level = Measurement Value - Limit Value.

Orthogonal Axis	X
Test Mode	UNII-2A_TX AC (VHT20) Mode 5260 MHz

Vertical



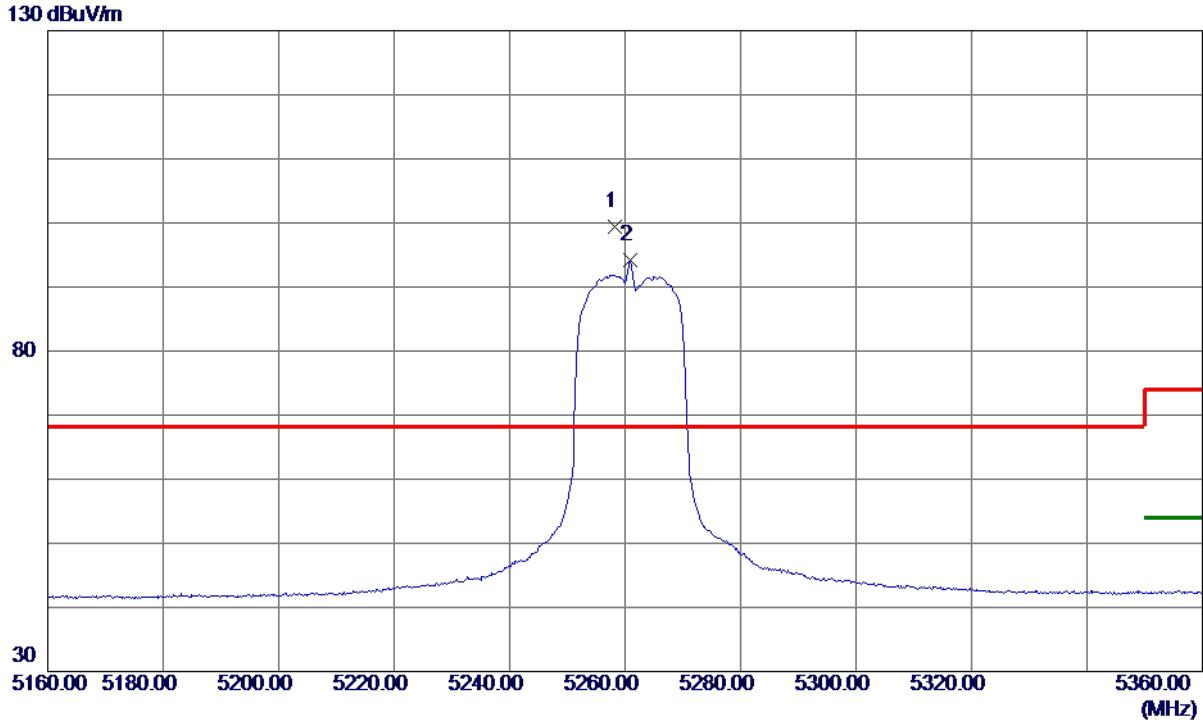
No.	Freq. MHz	Reading Level dBuV/m	Correct Factor dB	Measure ment dBuV/m	Limit dBuV/m	Margin dB	Detector	Comment
1 *	10510.0400	35.77	13.18	48.95	68.30	-19.35	Peak	

REMARKS:

- (1) Measurement Value = Reading Level + Correct Factor.
- (2) Margin Level = Measurement Value - Limit Value.

Orthogonal Axis	X
Test Mode	UNII-2A_TX AC (VHT20) Mode 5260 MHz

Horizontal



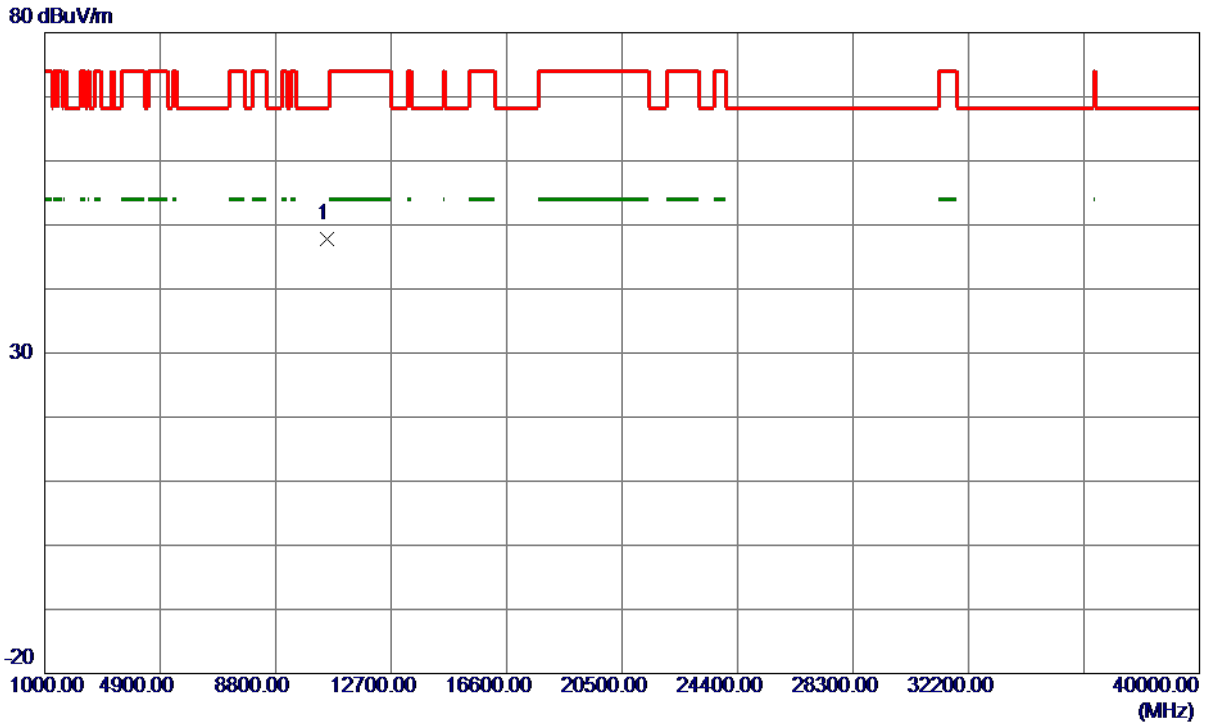
No.	Freq. MHz	Reading Level dBuV/m	Correct Factor dB	Measure ment dBuV/m	Limit dBuV/m	Margin dB	Detector	Comment
1 *	5258.2000	84.32	15.13	99.45	68.30	31.15	Peak	No Limit
2	5260.8000	79.07	15.14	94.21	999.00	-904.79	AVG	No Limit

REMARKS:

- (1) Measurement Value = Reading Level + Correct Factor.
- (2) Margin Level = Measurement Value - Limit Value.

Orthogonal Axis	X
Test Mode	UNII-2A_TX AC (VHT20) Mode 5260 MHz

Horizontal



No.	Freq. MHz	Reading Level dBuV/m	Correct Factor dB	Measure ment dBuV/m	Limit dBuV/m	Margin dB	Detector	Comment
1 *	10513.2800	34.64	13.18	47.82	68.30	-20.48	Peak	

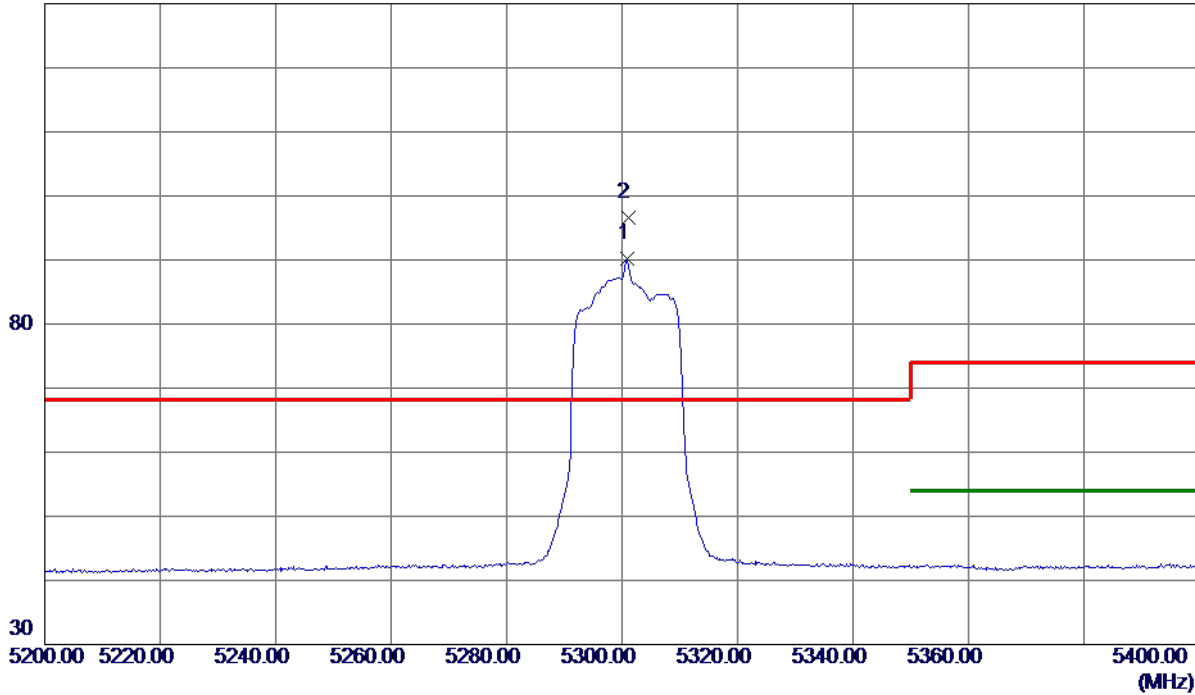
REMARKS:

- (1) Measurement Value = Reading Level + Correct Factor.
- (2) Margin Level = Measurement Value - Limit Value.

Orthogonal Axis	X
Test Mode	UNII-2A_TX AC (VHT20) Mode 5300 MHz

Vertical

130 dBuV/m



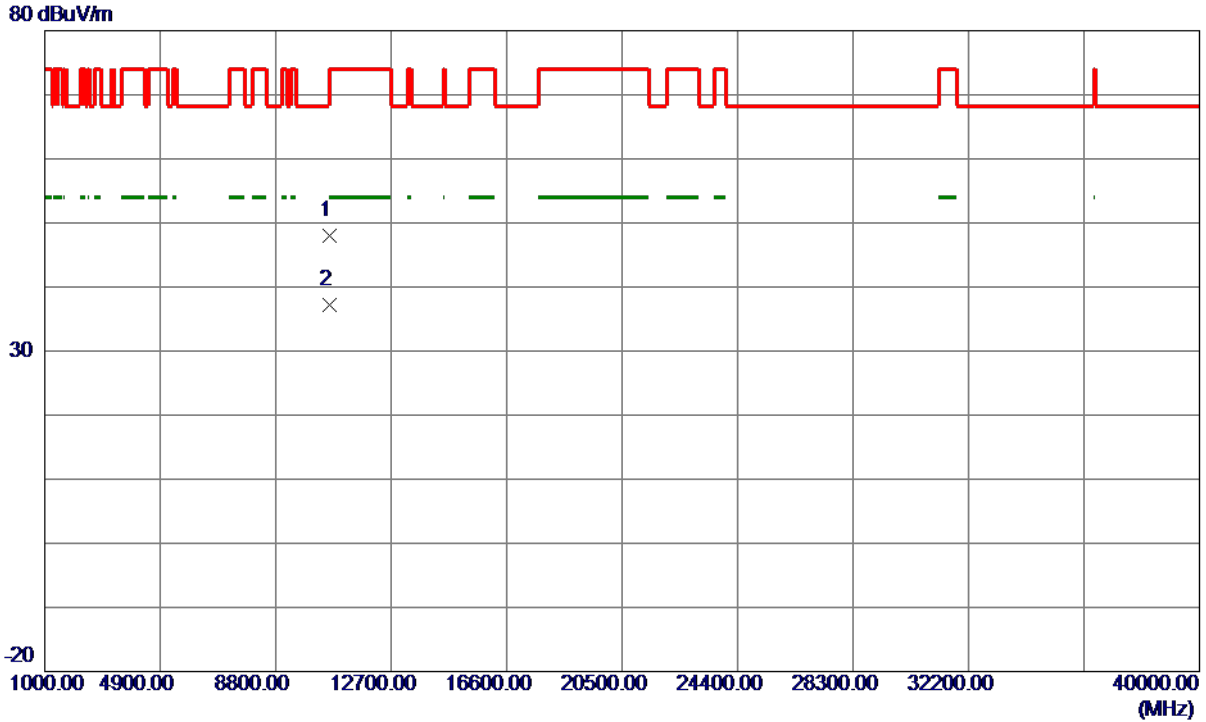
No.	Freq. MHz	Reading Level dBuV/m	Correct Factor dB	Measure ment dBuV/m	Limit dBuV/m	Margin dB	Detector	Comment
1	5300.8000	74.99	15.22	90.21	999.00	-908.79	AVG	No Limit
2 *	5301.0000	81.45	15.22	96.67	68.30	28.37	Peak	No Limit

REMARKS:

- (1) Measurement Value = Reading Level + Correct Factor.
- (2) Margin Level = Measurement Value - Limit Value.

Orthogonal Axis	X
Test Mode	UNII-2A_TX AC (VHT20) Mode 5300 MHz

Vertical



No.	Freq. MHz	Reading Level dBuV/m	Correct Factor dB	Measure ment dBuV/m	Limit dBuV/m	Margin dB	Detector	Comment
1	10601.3200	34.76	13.24	48.00	74.00	-26.00	Peak	
2 *	10601.8400	24.02	13.24	37.26	54.00	-16.74	AVG	

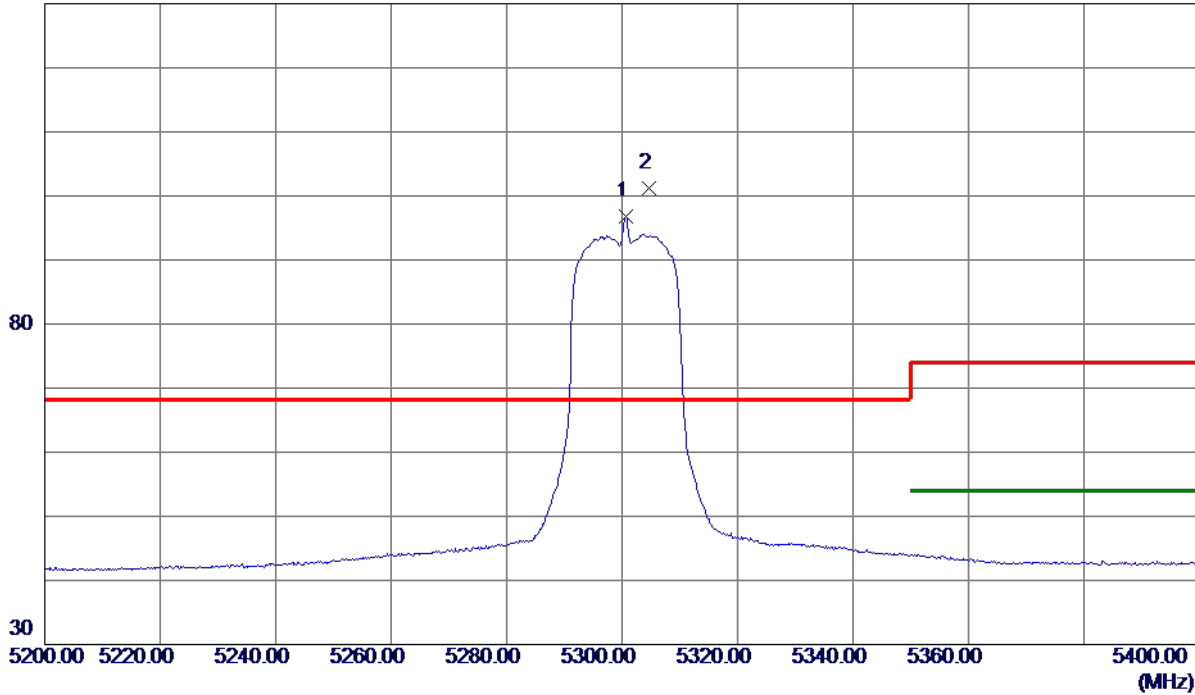
REMARKS:

- (1) Measurement Value = Reading Level + Correct Factor.
- (2) Margin Level = Measurement Value - Limit Value.

Orthogonal Axis	X
Test Mode	UNII-2A_TX AC (VHT20) Mode 5300 MHz

Horizontal

130 dBuV/m



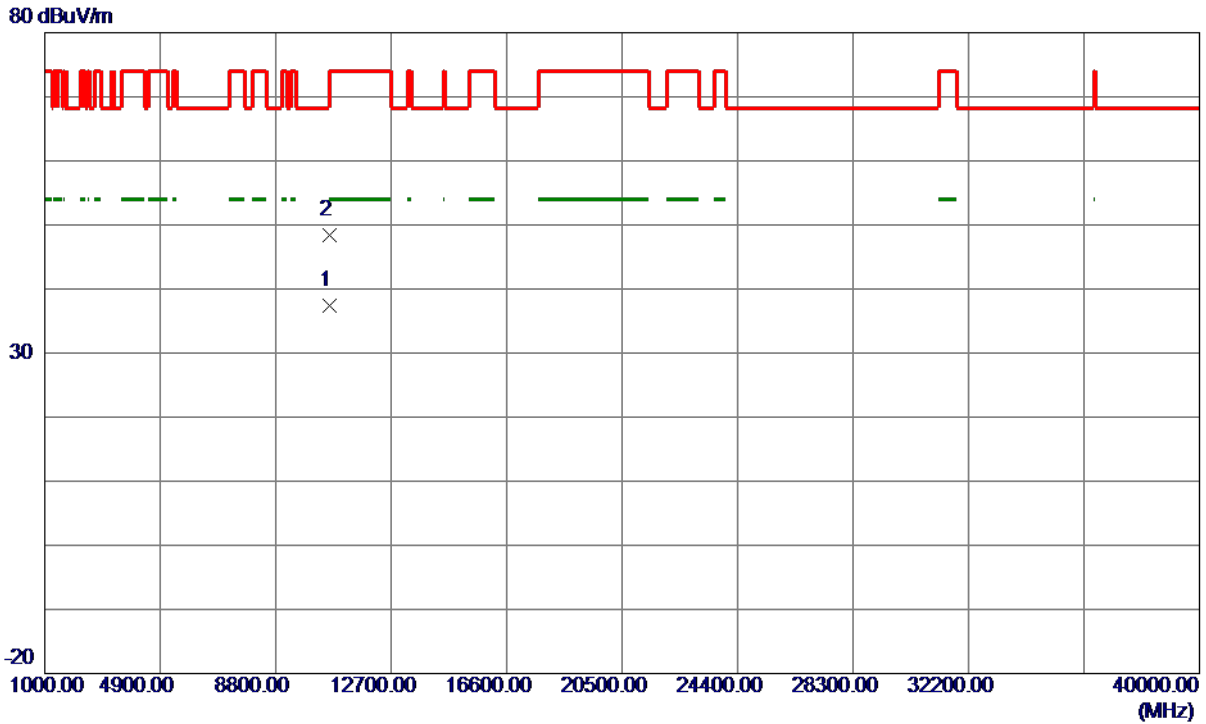
No.	Freq. MHz	Reading Level dBuV/m	Correct Factor dB	Measure ment dBuV/m	Limit dBuV/m	Margin dB	Detector	Comment
1	5300.6000	81.60	15.22	96.82	999.00	-902.18	AVG	No Limit
2 *	5304.6000	85.88	15.23	101.11	68.30	32.81	Peak	No Limit

REMARKS:

- (1) Measurement Value = Reading Level + Correct Factor.
- (2) Margin Level = Measurement Value - Limit Value.

Orthogonal Axis	X
Test Mode	UNII-2A_TX AC (VHT20) Mode 5300 MHz

Horizontal



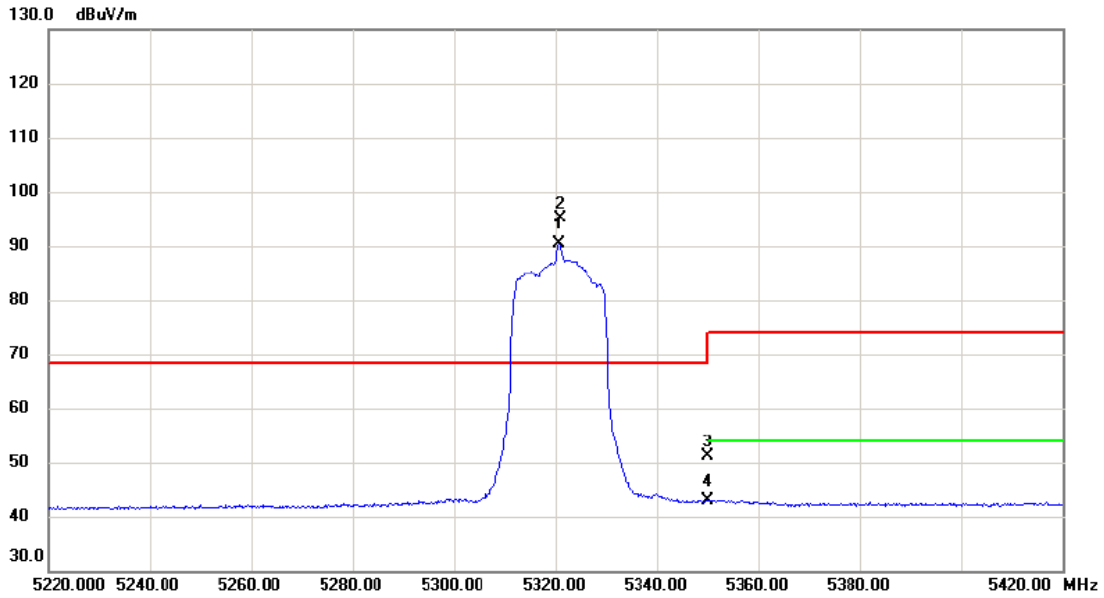
No.	Freq. MHz	Reading Level dBuV/m	Correct Factor dB	Measure ment dBuV/m	Limit dBuV/m	Margin dB	Detector	Comment
1 *	10603.9800	24.10	13.24	37.34	54.00	-16.66	AVG	
2	10605.4600	35.14	13.24	48.38	74.00	-25.62	Peak	

REMARKS:

- (1) Measurement Value = Reading Level + Correct Factor.
- (2) Margin Level = Measurement Value - Limit Value.

Orthogonal Axis	X
Test Mode	UNII-2A_TX AC (VHT20) Mode 5320 MHz

Vertical



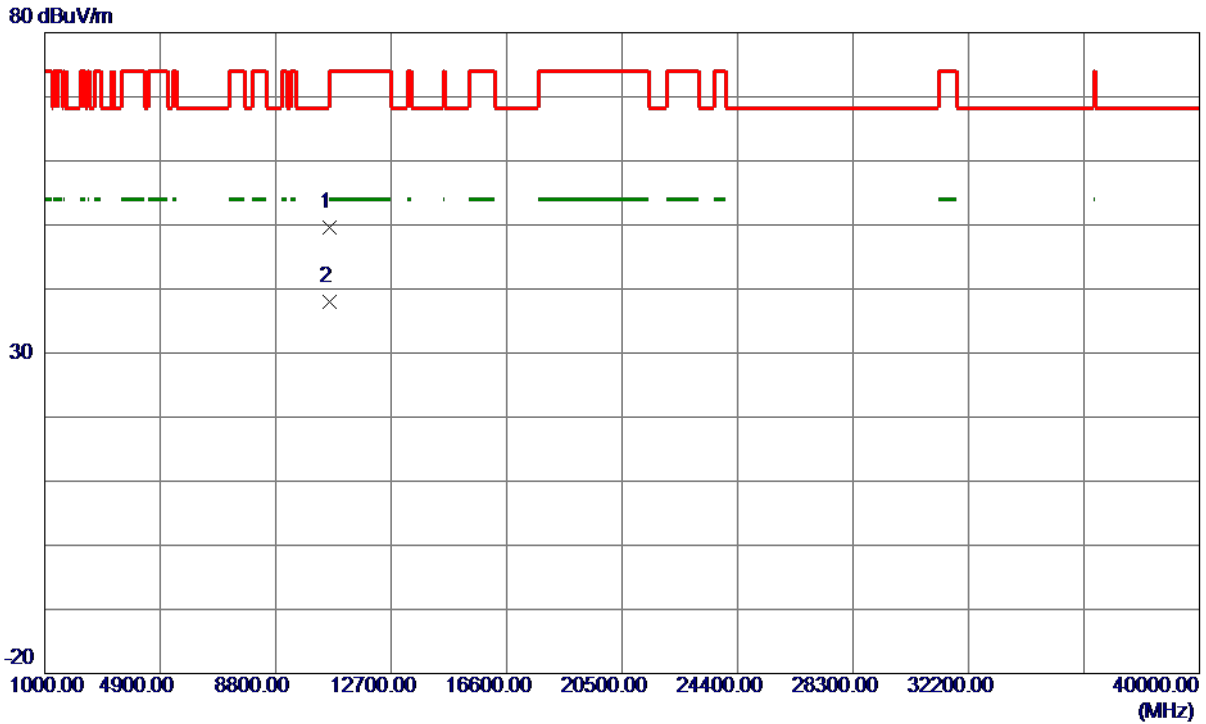
No.	Mk.	Freq. MHz	Reading Level dBuV	Correct Factor dB	Measure- ment dBuV/m	Limit dBuV/m	Margin dB	Detector	Comment
1	X	5320.600	75.01	15.26	90.27	68.30	21.97	AVG	No Limit
2	*	5320.800	79.87	15.26	95.13	68.30	26.83	peak	No Limit
3		5350.000	35.82	15.32	51.14	74.00	-22.86	peak	
4		5350.000	27.59	15.32	42.91	54.00	-11.09	AVG	

REMARKS:

- (1) Measurement Value = Reading Level + Correct Factor.
- (2) Margin Level = Measurement Value - Limit Value.

Orthogonal Axis	X
Test Mode	UNII-2A_TX AC (VHT20) Mode 5320 MHz

Vertical



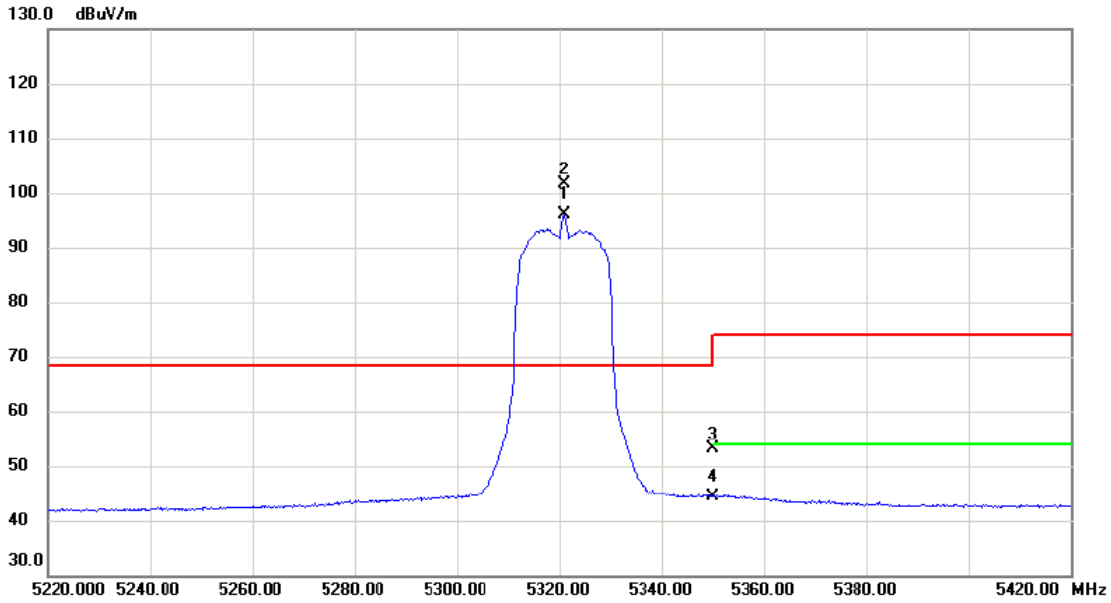
No.	Freq. MHz	Reading Level dBuV/m	Correct Factor dB	Measure ment dBuV/m	Limit dBuV/m	Margin dB	Detector	Comment
1	10634.3400	36.34	13.26	49.60	74.00	-24.40	Peak	
2 *	10641.3200	24.74	13.26	38.00	54.00	-16.00	AVG	

REMARKS:

- (1) Measurement Value = Reading Level + Correct Factor.
- (2) Margin Level = Measurement Value - Limit Value.

Orthogonal Axis	X
Test Mode	UNII-2A_TX AC (VHT20) Mode 5320 MHz

Horizontal



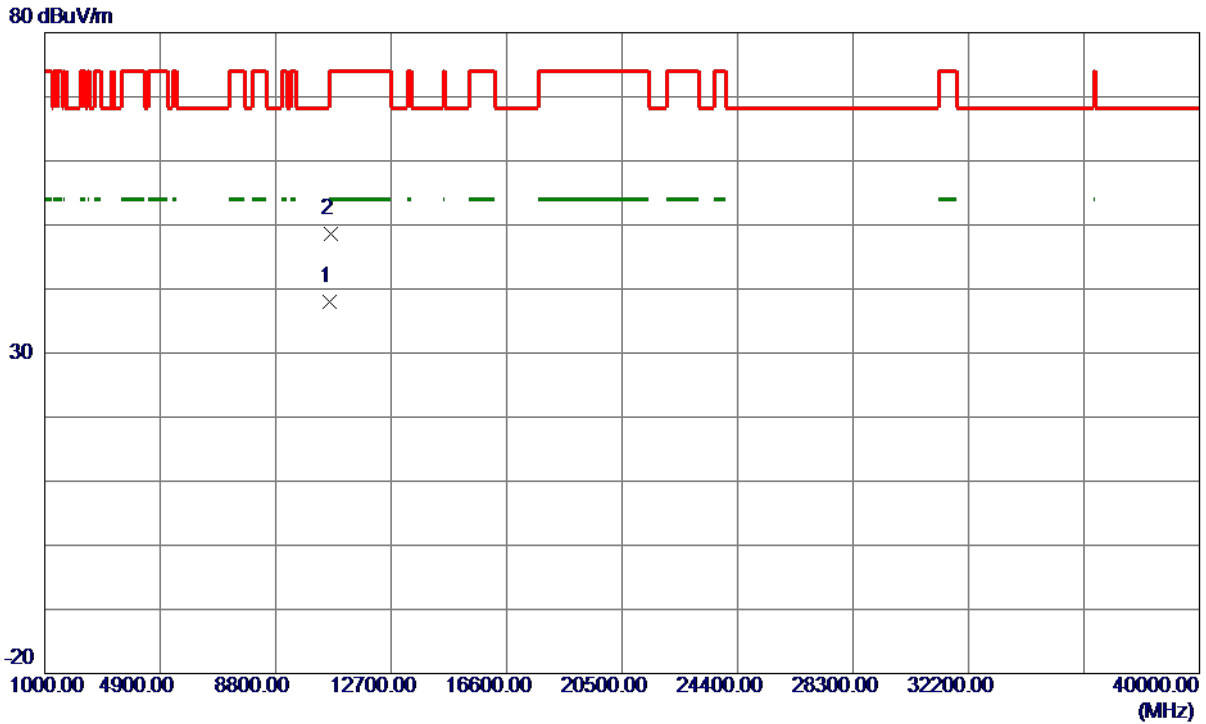
No.	Mk.	Freq. MHz	Reading Level dBuV	Correct Factor dB	Measure- ment dBuV/m	Limit dBuV/m	Margin dB	Detector	Comment
1	X	5320.800	80.83	15.26	96.09	68.30	27.79	AVG	No Limit
2	*	5321.000	86.29	15.26	101.55	68.30	33.25	peak	No Limit
3		5350.000	37.85	15.32	53.17	74.00	-20.83	peak	
4		5350.000	29.13	15.32	44.45	54.00	-9.55	AVG	

REMARKS:

- (1) Measurement Value = Reading Level + Correct Factor.
- (2) Margin Level = Measurement Value - Limit Value.

Orthogonal Axis	X
Test Mode	UNII-2A_TX AC (VHT20) Mode 5320 MHz

Horizontal



No.	Freq. MHz	Reading Level dBuV/m	Correct Factor dB	Measure ment dBuV/m	Limit dBuV/m	Margin dB	Detector	Comment
1 *	10641.5599	24.71	13.26	37.97	54.00	-16.03	AVG	
2	10645.2000	35.27	13.27	48.54	74.00	-25.46	Peak	

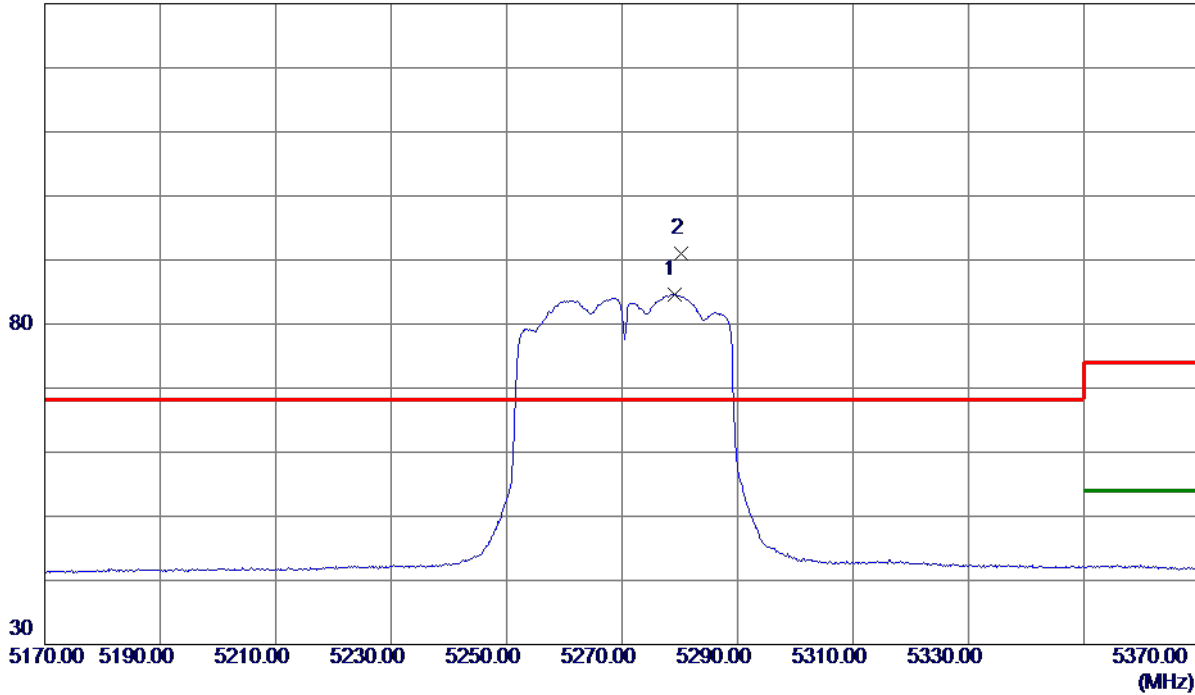
REMARKS:

- (1) Measurement Value = Reading Level + Correct Factor.
- (2) Margin Level = Measurement Value - Limit Value.

Orthogonal Axis	X
Test Mode	UNII-2A_TX AC (VHT40) Mode 5270 MHz

Vertical

130 dBuV/m



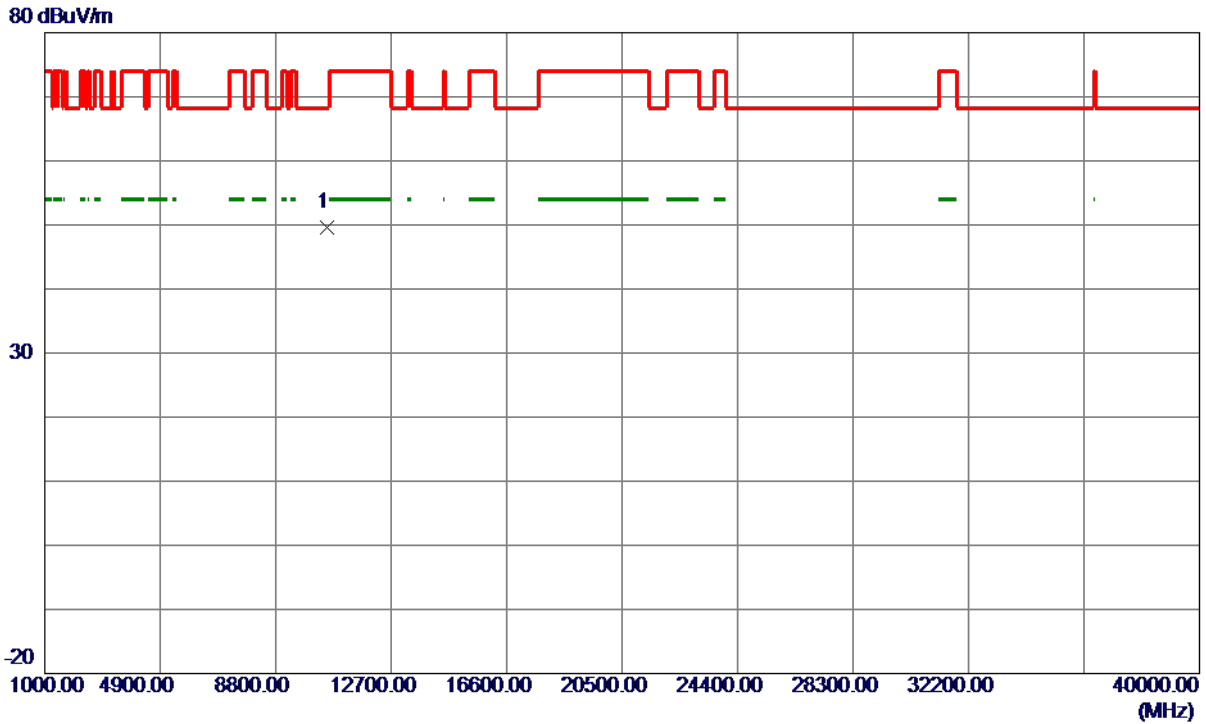
No.	Freq. MHz	Reading Level dBuV/m	Correct Factor dB	Measure ment dBuV/m	Limit dBuV/m	Margin dB	Detector	Comment
1	5279.0000	69.45	15.18	84.63	999.00	-914.37	AVG	No Limit
2 *	5280.2000	75.80	15.18	90.98	68.30	22.68	Peak	No Limit

REMARKS:

- (1) Measurement Value = Reading Level + Correct Factor.
- (2) Margin Level = Measurement Value - Limit Value.

Orthogonal Axis	X
Test Mode	UNII-2A_TX AC (VHT40) Mode 5270 MHz

Vertical



No.	Freq. MHz	Reading Level dBuV/m	Correct Factor dB	Measure ment dBuV/m	Limit dBuV/m	Margin dB	Detector	Comment
1 *	10537.6000	36.41	13.20	49.61	68.30	-18.69	Peak	

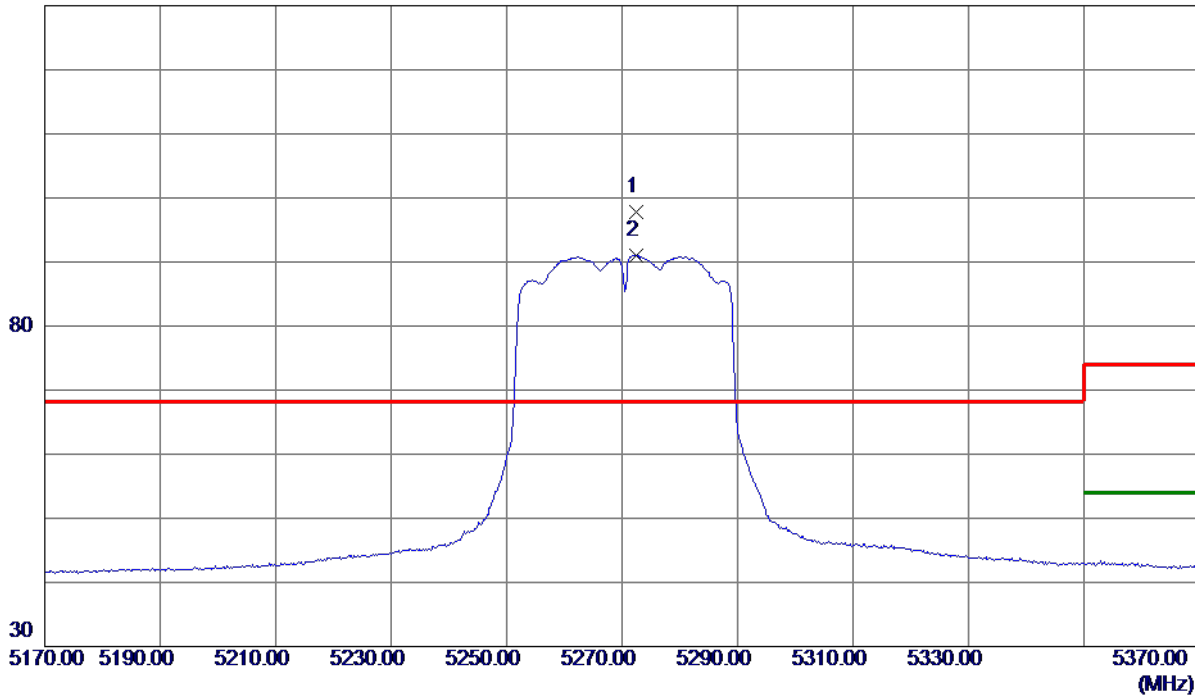
REMARKS:

- (1) Measurement Value = Reading Level + Correct Factor.
- (2) Margin Level = Measurement Value - Limit Value.

Orthogonal Axis	X
Test Mode	UNII-2A_TX AC (VHT40) Mode 5270 MHz

Horizontal

130 dBuV/m



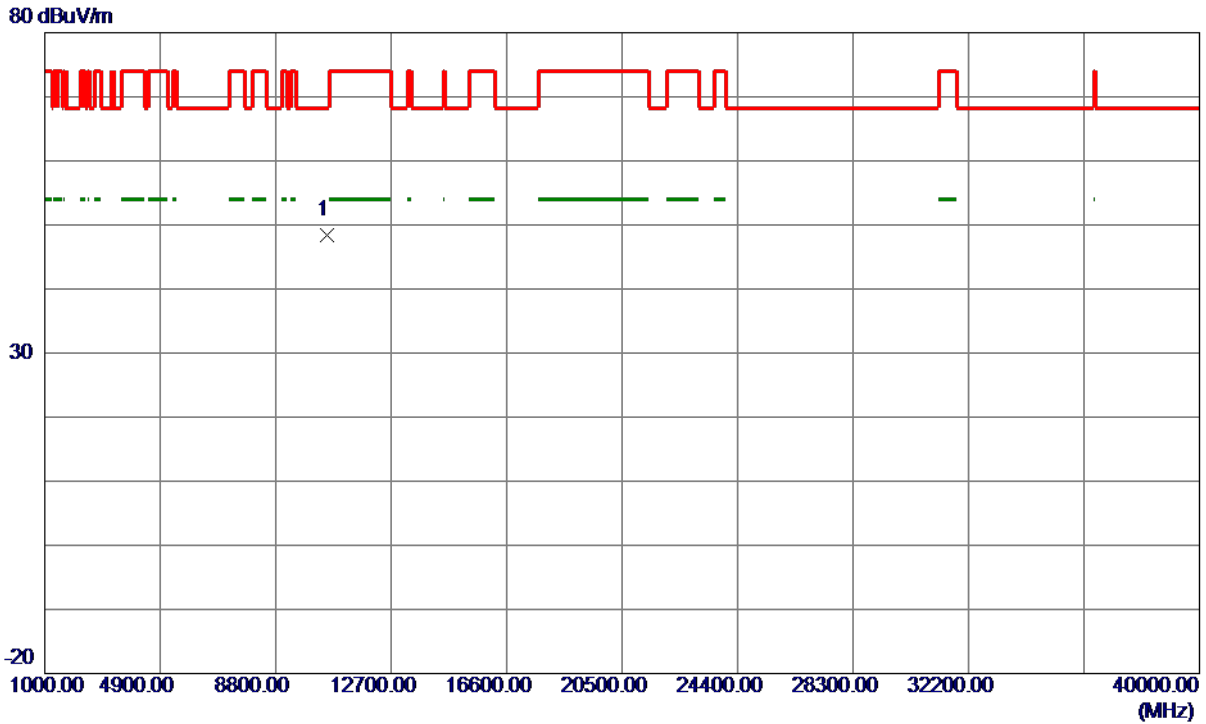
No.	Freq. MHz	Reading Level dBuV/m	Correct Factor dB	Measure ment dBuV/m	Limit dBuV/m	Margin dB	Detector	Comment
1 *	5272.4000	82.56	15.16	97.72	68.30	29.42	Peak	No Limit
2	5272.4000	75.85	15.16	91.01	999.00	-907.99	AVG	No Limit

REMARKS:

- (1) Measurement Value = Reading Level + Correct Factor.
- (2) Margin Level = Measurement Value - Limit Value.

Orthogonal Axis	X
Test Mode	UNII-2A_TX AC (VHT40) Mode 5270 MHz

Horizontal



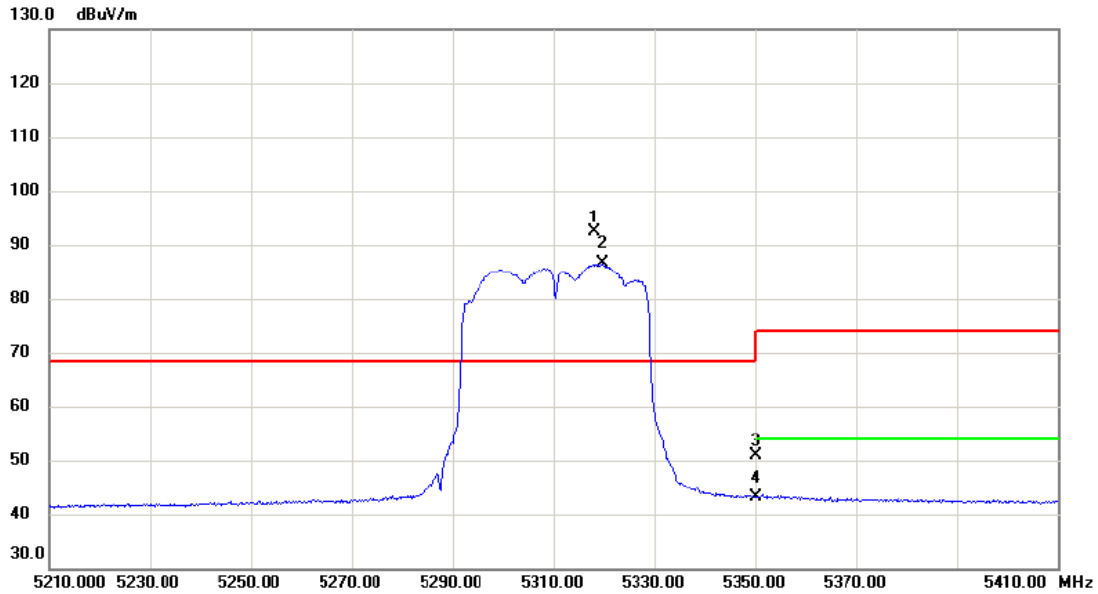
No.	Freq. MHz	Reading Level dBuV/m	Correct Factor dB	Measure ment dBuV/m	Limit dBuV/m	Margin dB	Detector	Comment
1 *	10541.2550	35.29	13.20	48.49	68.30	-19.81	Peak	

REMARKS:

- (1) Measurement Value = Reading Level + Correct Factor.
- (2) Margin Level = Measurement Value - Limit Value.

Orthogonal Axis	X
Test Mode	UNII-2A_TX AC (VHT40) Mode 5310 MHz

Vertical



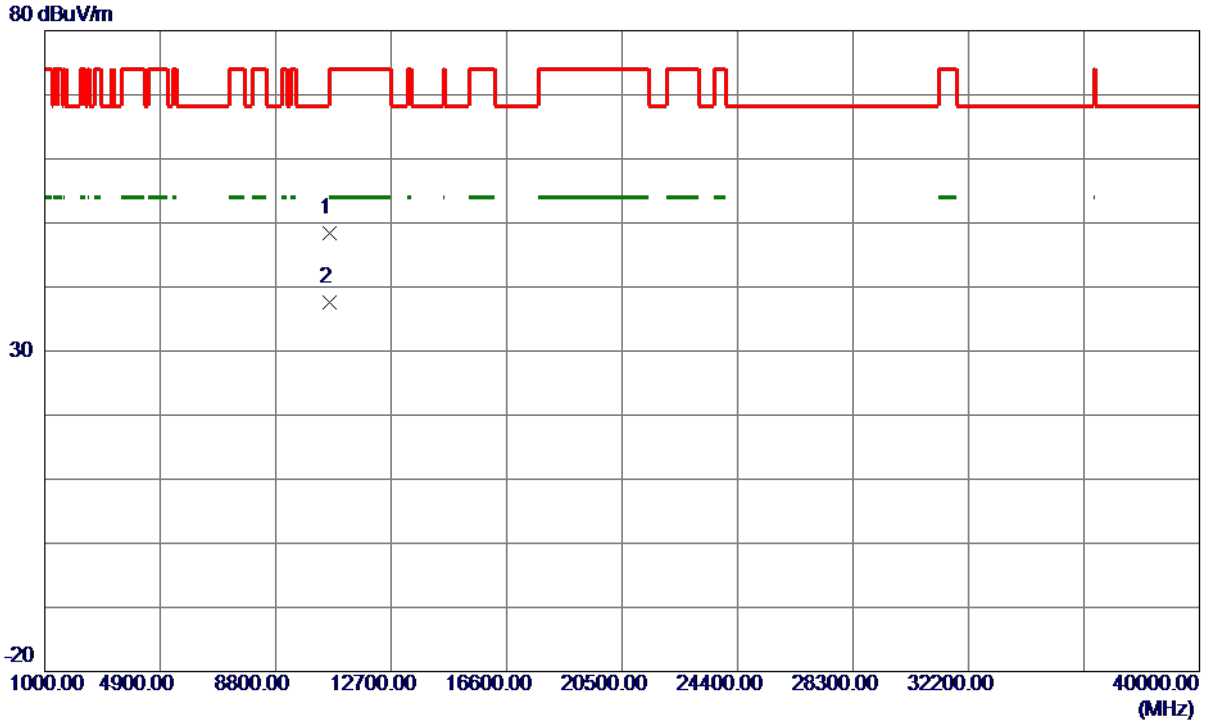
No.	Mk.	Freq. MHz	Reading Level dBuV	Correct Factor dB	Measure- ment dBuV/m	Limit dBuV/m	Margin dB	Detector	Comment
1	*	5318.200	77.14	15.26	92.40	68.30	24.10	peak	No Limit
2	X	5319.600	71.26	15.26	86.52	68.30	18.22	AVG	No Limit
3		5350.000	35.56	15.32	50.88	74.00	-23.12	peak	
4		5350.000	27.85	15.32	43.17	54.00	-10.83	AVG	

REMARKS:

- (1) Measurement Value = Reading Level + Correct Factor.
- (2) Margin Level = Measurement Value - Limit Value.

Orthogonal Axis	X
Test Mode	UNII-2A_TX AC (VHT40) Mode 5310 MHz

Vertical



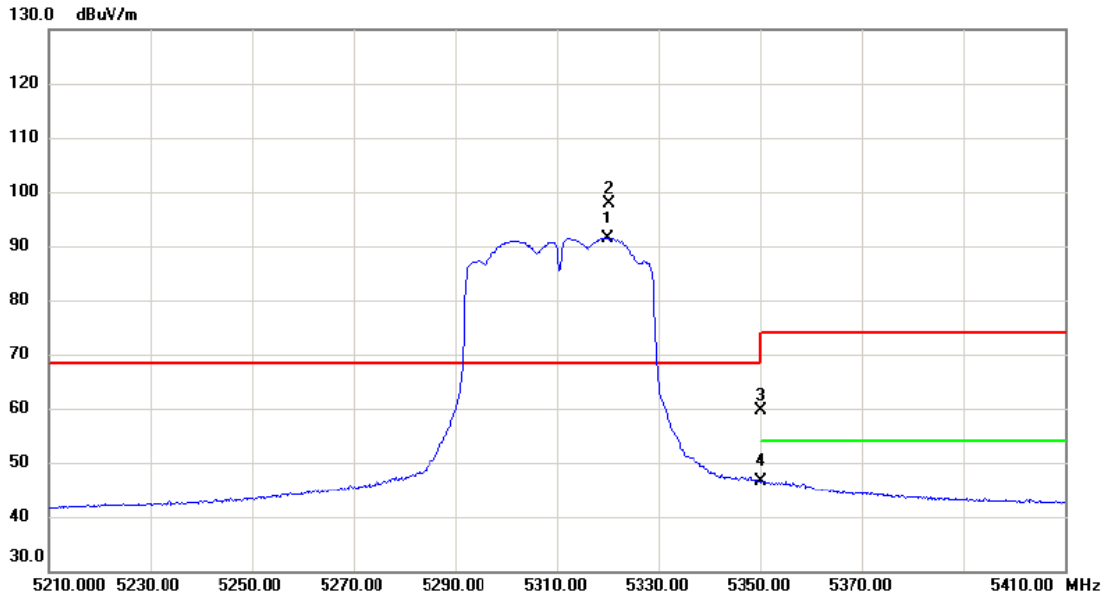
No.	Freq. MHz	Reading Level dBuV/m	Correct Factor dB	Measure ment dBuV/m	Limit dBuV/m	Margin dB	Detector	Comment
1	10621.0800	35.24	13.25	48.49	74.00	-25.51	Peak	
2 *	10621.6200	24.43	13.25	37.68	54.00	-16.32	AVG	

REMARKS:

- (1) Measurement Value = Reading Level + Correct Factor.
- (2) Margin Level = Measurement Value - Limit Value.

Orthogonal Axis	X
Test Mode	UNII-2A_TX AC (VHT40) Mode 5310 MHz

Horizontal



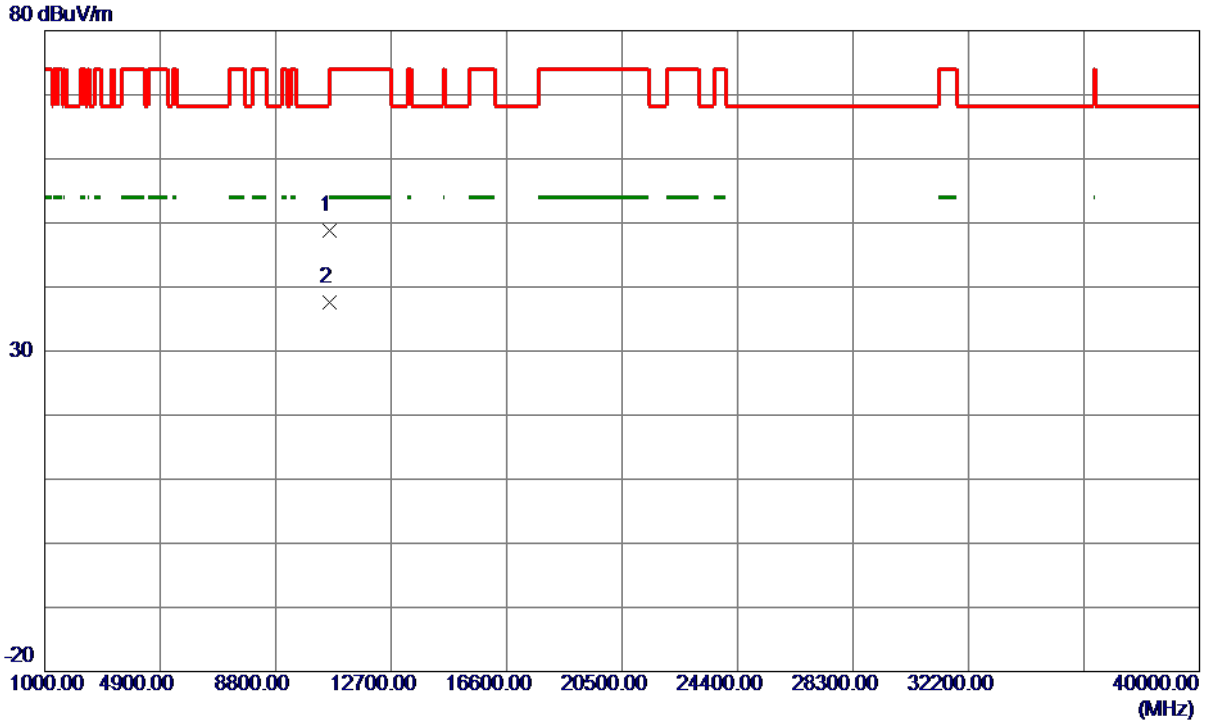
No.	Mk.	Freq.	Reading Level	Correct Factor	Measurement	Limit	Margin	Detector	Comment
		MHz	dBuV	dB	dBuV/m	dBuV/m	dB		
1	X	5320.000	76.23	15.26	91.49	68.30	23.19	AVG	No Limit
2	*	5320.400	82.69	15.26	97.95	68.30	29.65	peak	No Limit
3		5350.000	44.27	15.32	59.59	74.00	-14.41	peak	
4		5350.000	31.28	15.32	46.60	54.00	-7.40	AVG	

REMARKS:

- (1) Measurement Value = Reading Level + Correct Factor.
- (2) Margin Level = Measurement Value - Limit Value.

Orthogonal Axis	X
Test Mode	UNII-2A_TX AC (VHT40) Mode 5310 MHz

Horizontal



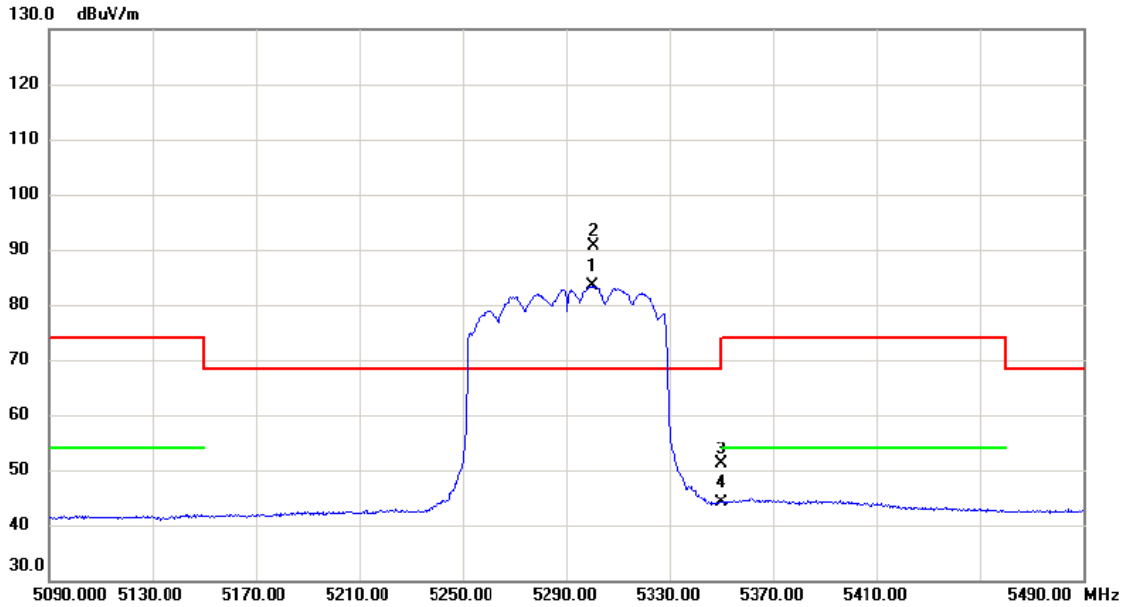
No.	Freq. MHz	Reading Level dBuV/m	Correct Factor dB	Measure ment dBuV/m	Limit dBuV/m	Margin dB	Detector	Comment
1	10610.9000	35.60	13.24	48.84	74.00	-25.16	Peak	
2 *	10611.7400	24.43	13.25	37.68	54.00	-16.32	AVG	

REMARKS:

- (1) Measurement Value = Reading Level + Correct Factor.
- (2) Margin Level = Measurement Value - Limit Value.

Orthogonal Axis	X
Test Mode	UNII-2A_TX AC (VHT80) Mode 5290 MHz

Vertical



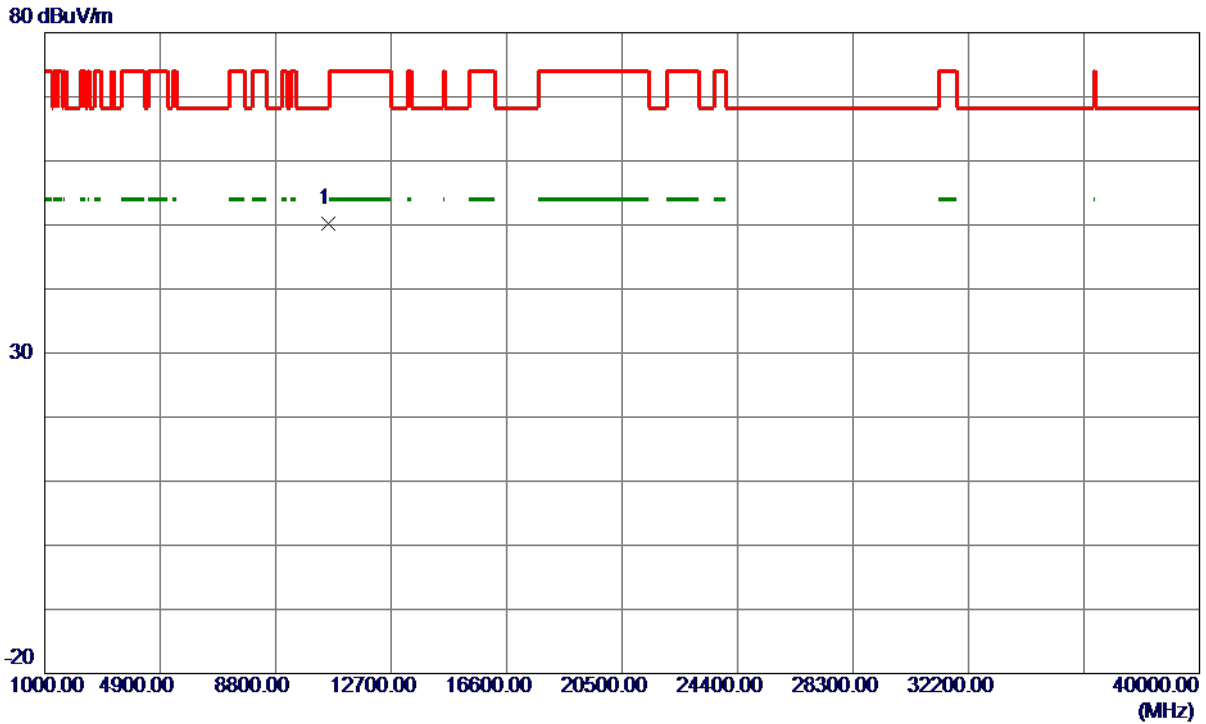
No.	Mk.	Freq. MHz	Reading Level dBuV	Correct Factor dB	Measure- ment dBuV/m	Limit dBuV/m	Margin dB	Detector	Comment
1	X	5300.000	68.16	15.23	83.39	68.30	15.09	AVG	No Limit
2	*	5300.400	75.44	15.22	90.66	68.30	22.36	peak	No Limit
3		5350.000	35.85	15.32	51.17	74.00	-22.83	peak	
4		5350.000	28.73	15.32	44.05	54.00	-9.95	AVG	

REMARKS:

- (1) Measurement Value = Reading Level + Correct Factor.
- (2) Margin Level = Measurement Value - Limit Value.

Orthogonal Axis	X
Test Mode	UNII-2A_TX AC (VHT80) Mode 5290 MHz

Vertical



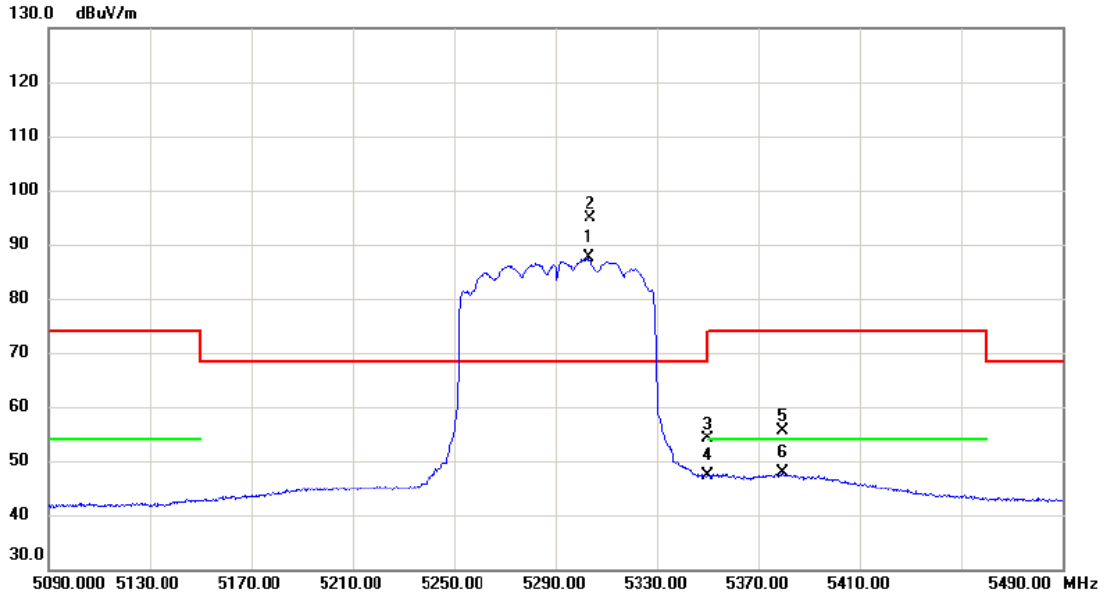
No.	Freq. MHz	Reading Level dBuV/m	Correct Factor dB	Measure ment dBuV/m	Limit dBuV/m	Margin dB	Detector	Comment
1 *	10580.9800	36.93	13.23	50.16	68.30	-18.14	Peak	

REMARKS:

- (1) Measurement Value = Reading Level + Correct Factor.
- (2) Margin Level = Measurement Value - Limit Value.

Orthogonal Axis	X
Test Mode	UNII-2A_TX AC (VHT80) Mode 5290 MHz

Horizontal



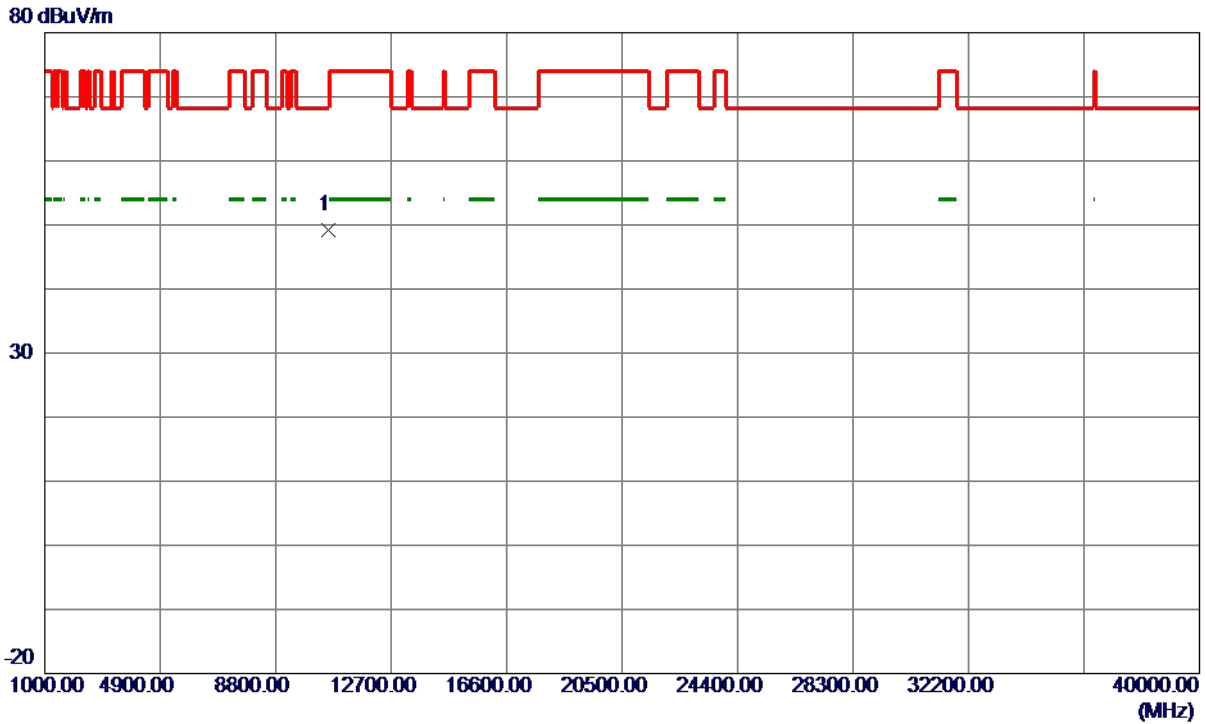
No.	Mk.	Freq. MHz	Reading Level dBuV	Correct Factor dB	Measure- ment dBuV/m	Limit dBuV/m	Margin dB	Detector	Comment
1	X	5302.800	72.28	15.23	87.51	68.30	19.21	AVG	No Limit
2	*	5303.600	79.70	15.23	94.93	68.30	26.63	peak	No Limit
3		5350.000	38.84	15.32	54.16	74.00	-19.84	peak	
4		5350.000	32.04	15.32	47.36	54.00	-6.64	AVG	
5		5379.200	40.34	15.39	55.73	74.00	-18.27	peak	
6		5379.200	32.38	15.39	47.77	54.00	-6.23	AVG	

REMARKS:

- (1) Measurement Value = Reading Level + Correct Factor.
- (2) Margin Level = Measurement Value - Limit Value.

Orthogonal Axis	X
Test Mode	UNII-2A_TX AC (VHT80) Mode 5290 MHz

Horizontal



No.	Freq. MHz	Reading Level dBuV/m	Correct Factor dB	Measure ment dBuV/m	Limit dBuV/m	Margin dB	Detector	Comment
1 *	10577.5150	35.95	13.22	49.17	68.30	-19.13	Peak	

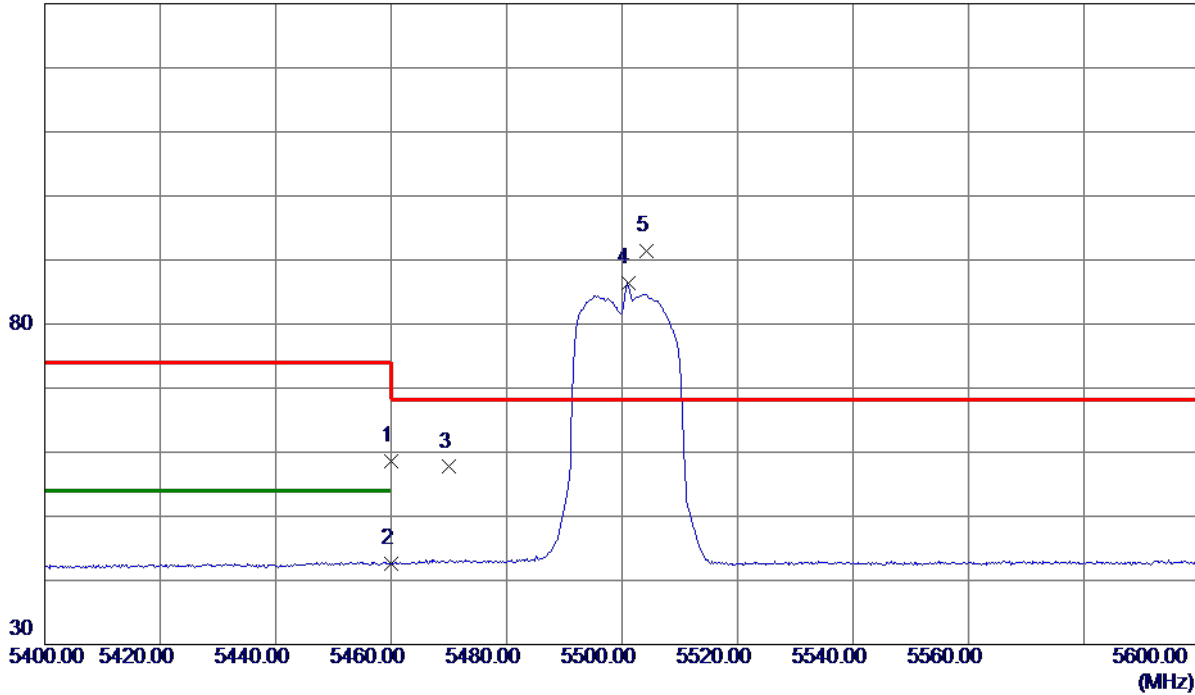
REMARKS:

- (1) Measurement Value = Reading Level + Correct Factor.
- (2) Margin Level = Measurement Value - Limit Value.

Orthogonal Axis	X
Test Mode	UNII-2C_TX AC (VHT20) Mode 5500 MHz

Vertical

130 dBuV/m



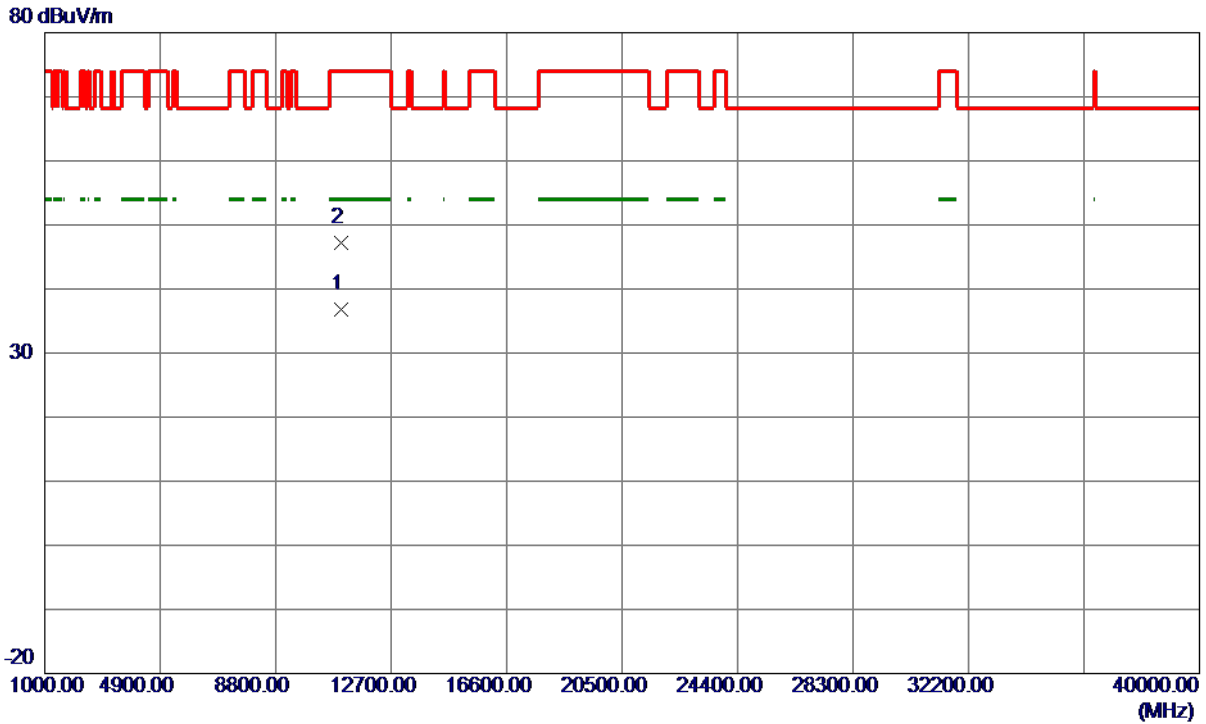
No.	Freq. MHz	Reading Level dBuV/m	Correct Factor dB	Measure ment dBuV/m	Limit dBuV/m	Margin dB	Detector	Comment
1	5460.0000	42.99	15.55	58.54	74.00	-15.46	Peak	
2	5460.0000	27.07	15.55	42.62	54.00	-11.38	AVG	
3	5470.0000	42.13	15.57	57.70	68.30	-10.60	Peak	
4	5501.0000	70.79	15.64	86.43	999.00	-912.57	AVG	No Limit
5 *	5504.2000	75.77	15.65	91.42	68.30	23.12	Peak	No Limit

REMARKS:

- (1) Measurement Value = Reading Level + Correct Factor.
- (2) Margin Level = Measurement Value - Limit Value.

Orthogonal Axis	X
Test Mode	UNII-2C_TX AC (VHT20) Mode 5500 MHz

Vertical



No.	Freq. MHz	Reading Level dBuV/m	Correct Factor dB	Measure ment dBuV/m	Limit dBuV/m	Margin dB	Detector	Comment
1 *	11002.7200	23.37	13.49	36.86	54.00	-17.14	AVG	
2	11005.8400	33.63	13.50	47.13	74.00	-26.87	Peak	

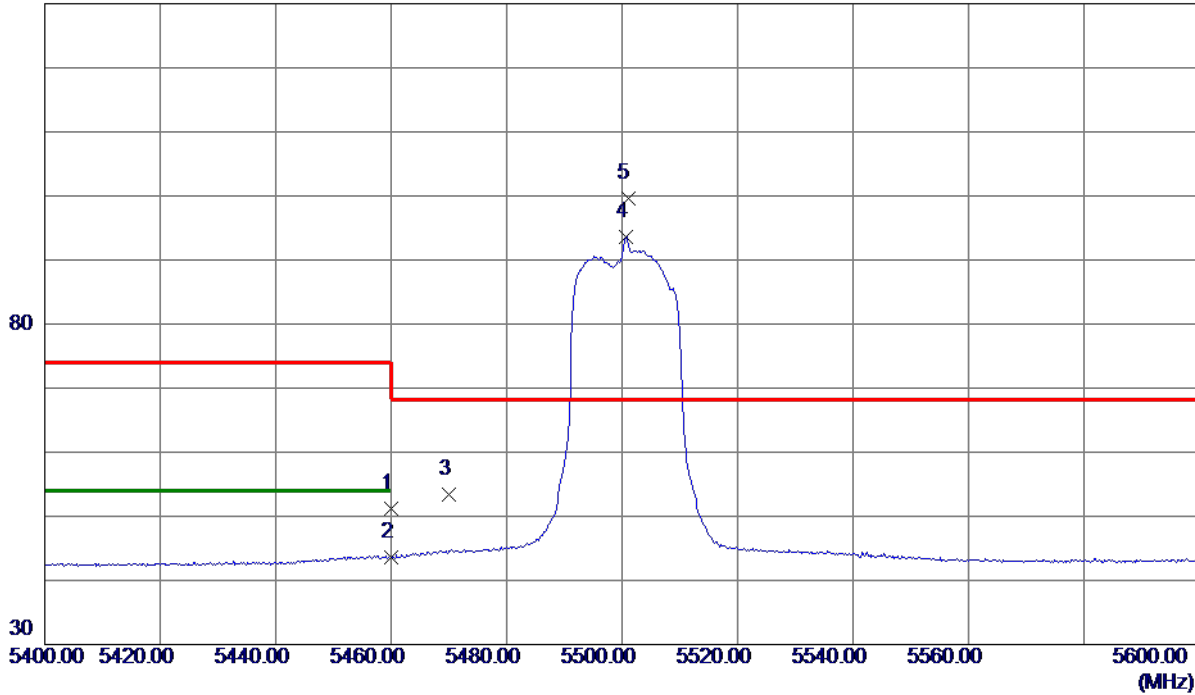
REMARKS:

- (1) Measurement Value = Reading Level + Correct Factor.
- (2) Margin Level = Measurement Value - Limit Value.

Orthogonal Axis	X
Test Mode	UNII-2C_TX AC (VHT20) Mode 5500 MHz

Horizontal

130 dBuV/m



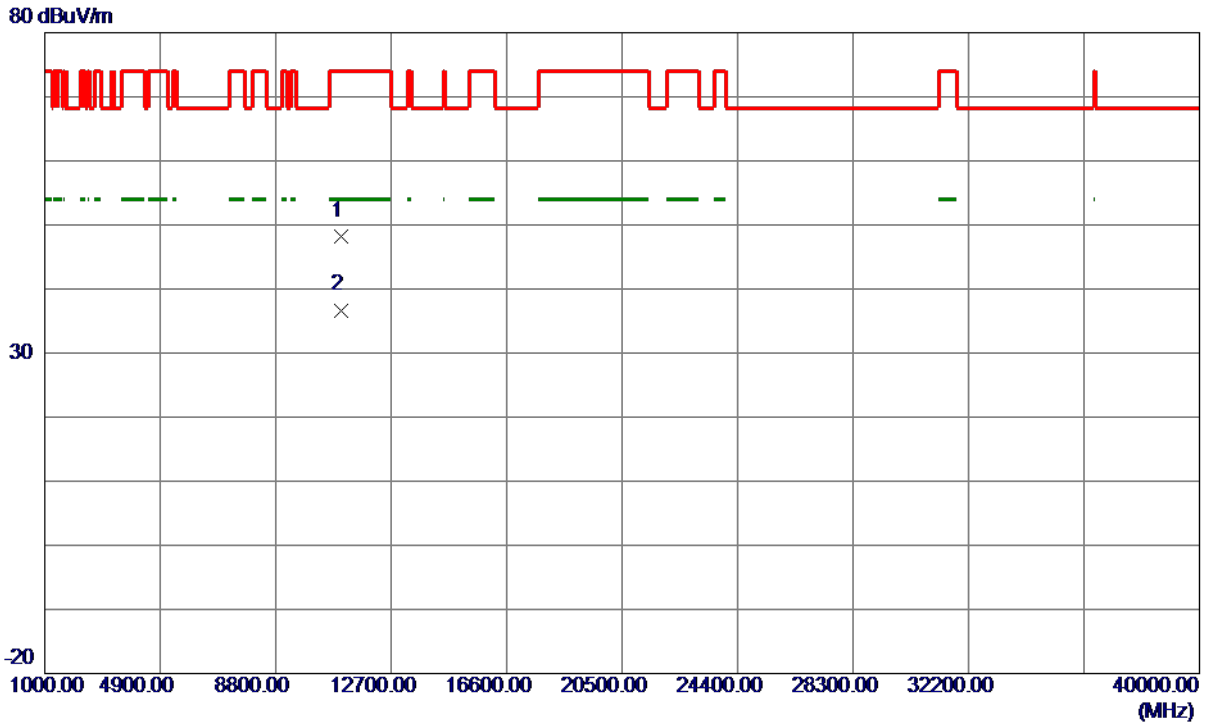
No.	Freq. MHz	Reading Level dBuV/m	Correct Factor dB	Measure ment dBuV/m	Limit dBuV/m	Margin dB	Detector	Comment
1	5460.0000	35.56	15.55	51.11	74.00	-22.89	Peak	
2	5460.0000	28.03	15.55	43.58	54.00	-10.42	AVG	
3	5470.0000	37.79	15.57	53.36	68.30	-14.94	Peak	
4	5500.6000	77.98	15.64	93.62	999.00	-905.38	AVG	No Limit
5 *	5501.0000	83.94	15.64	99.58	68.30	31.28	Peak	No Limit

REMARKS:

- (1) Measurement Value = Reading Level + Correct Factor.
- (2) Margin Level = Measurement Value - Limit Value.

Orthogonal Axis	X
Test Mode	UNII-2C_TX AC (VHT20) Mode 5500 MHz

Horizontal



No.	Freq. MHz	Reading Level dBuV/m	Correct Factor dB	Measure ment dBuV/m	Limit dBuV/m	Margin dB	Detector	Comment
1	10997.0599	34.72	13.49	48.21	74.00	-25.79	Peak	
2 *	11007.7600	23.20	13.50	36.70	54.00	-17.30	AVG	

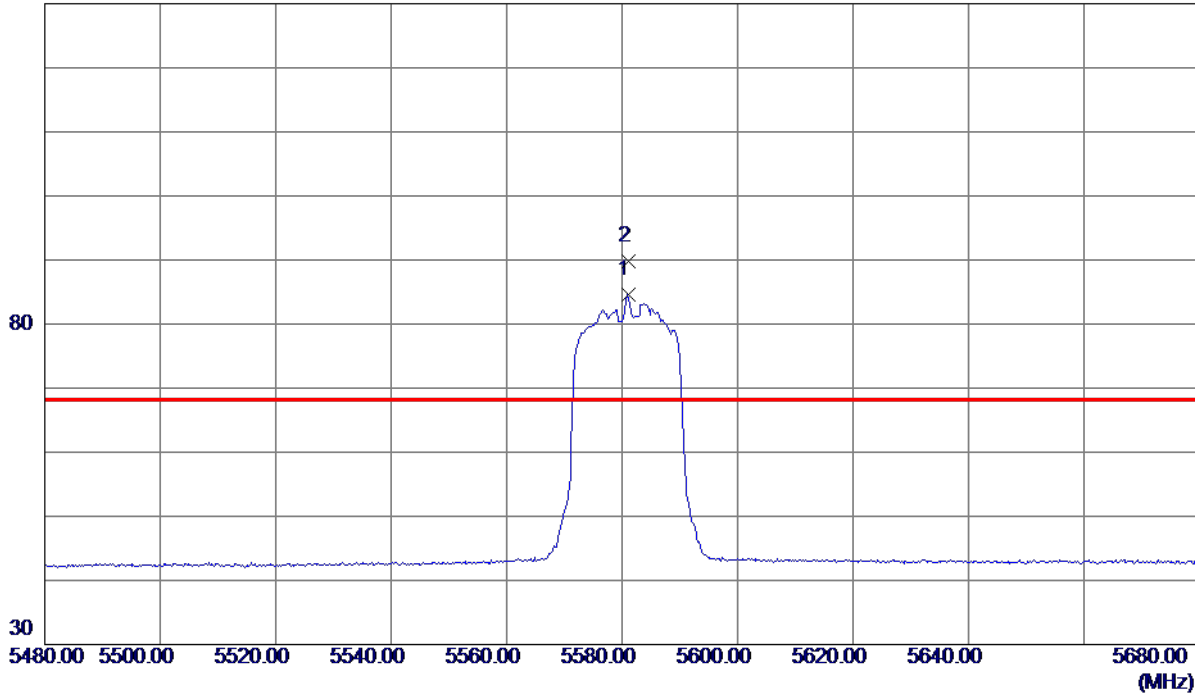
REMARKS:

- (1) Measurement Value = Reading Level + Correct Factor.
- (2) Margin Level = Measurement Value - Limit Value.

Orthogonal Axis	X
Test Mode	UNII-2C_TX AC (VHT20) Mode 5580 MHz

Vertical

130 dBuV/m



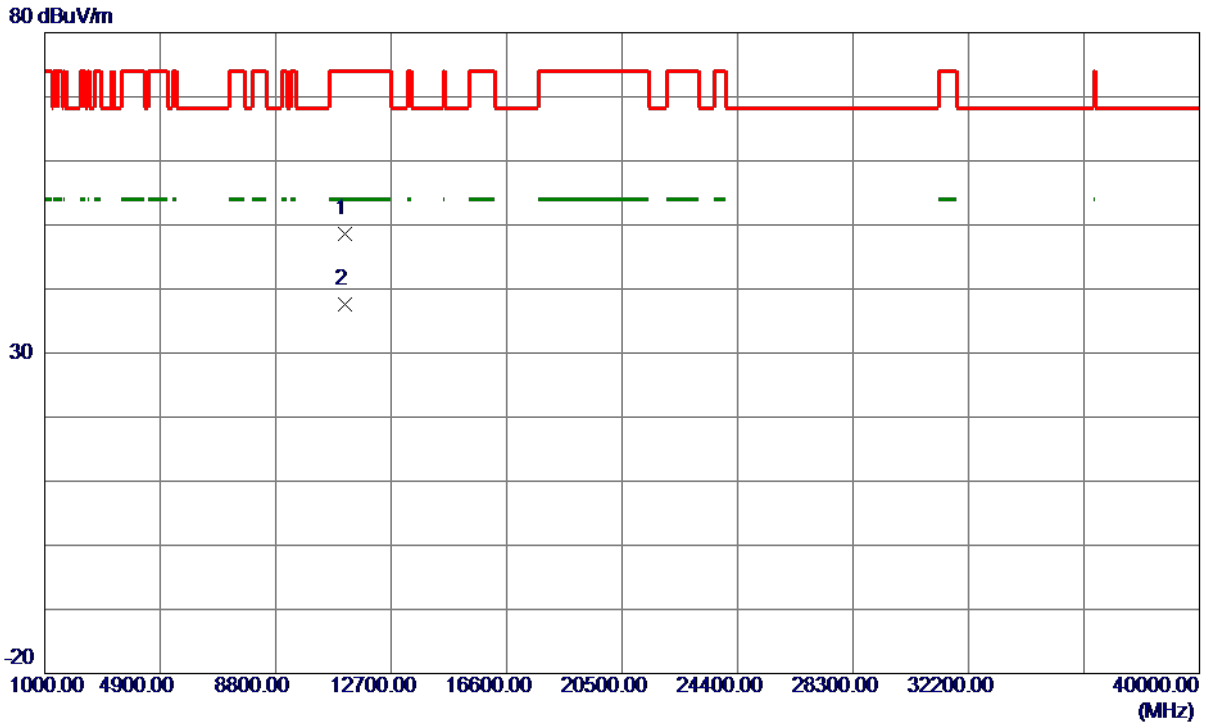
No.	Freq. MHz	Reading Level dBuV/m	Correct Factor dB	Measure ment dBuV/m	Limit dBuV/m	Margin dB	Detector	Comment
1	5581.0000	68.71	15.95	84.66	999.00	-914.34	AVG	No Limit
2 *	5581.2000	73.82	15.96	89.78	68.30	21.48	Peak	No Limit

REMARKS:

- (1) Measurement Value = Reading Level + Correct Factor.
- (2) Margin Level = Measurement Value - Limit Value.

Orthogonal Axis	X
Test Mode	UNII-2C_TX AC (VHT20) Mode 5580 MHz

Vertical



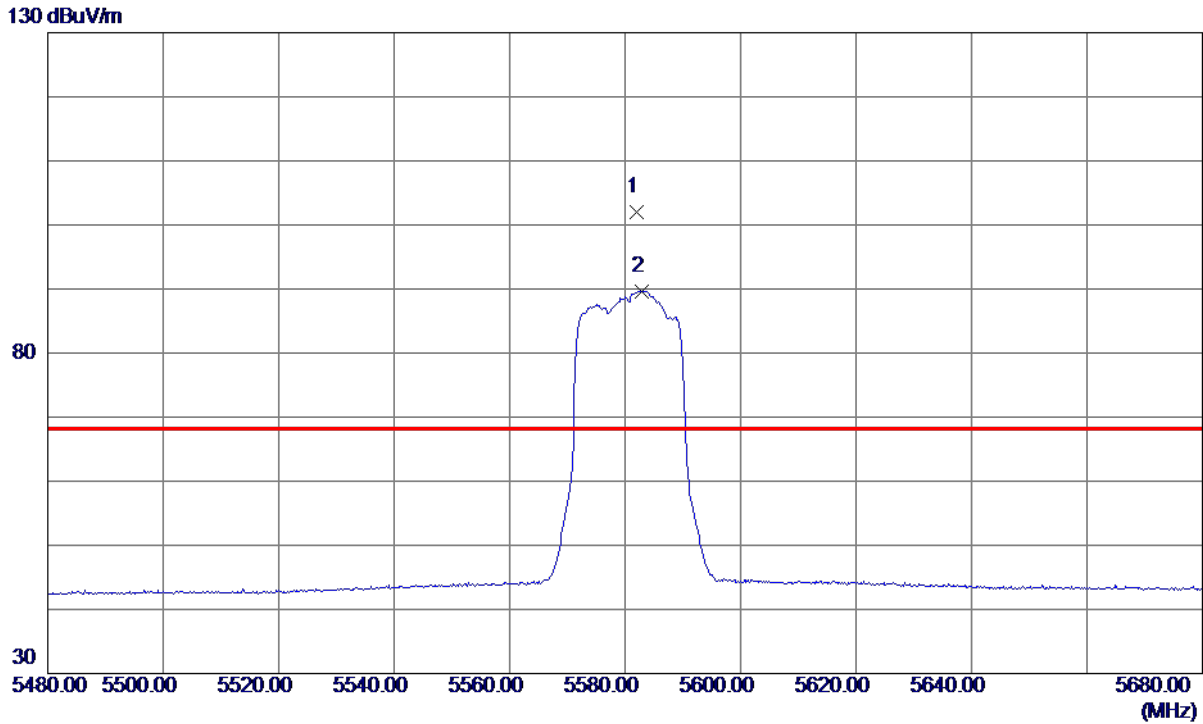
No.	Freq. MHz	Reading Level dBuV/m	Correct Factor dB	Measure ment dBuV/m	Limit dBuV/m	Margin dB	Detector	Comment
1	11158.1600	34.84	13.68	48.52	74.00	-25.48	Peak	
2 *	11161.3800	23.87	13.69	37.56	54.00	-16.44	AVG	

REMARKS:

- (1) Measurement Value = Reading Level + Correct Factor.
- (2) Margin Level = Measurement Value - Limit Value.

Orthogonal Axis	X
Test Mode	UNII-2C_TX AC (VHT20) Mode 5580 MHz

Horizontal



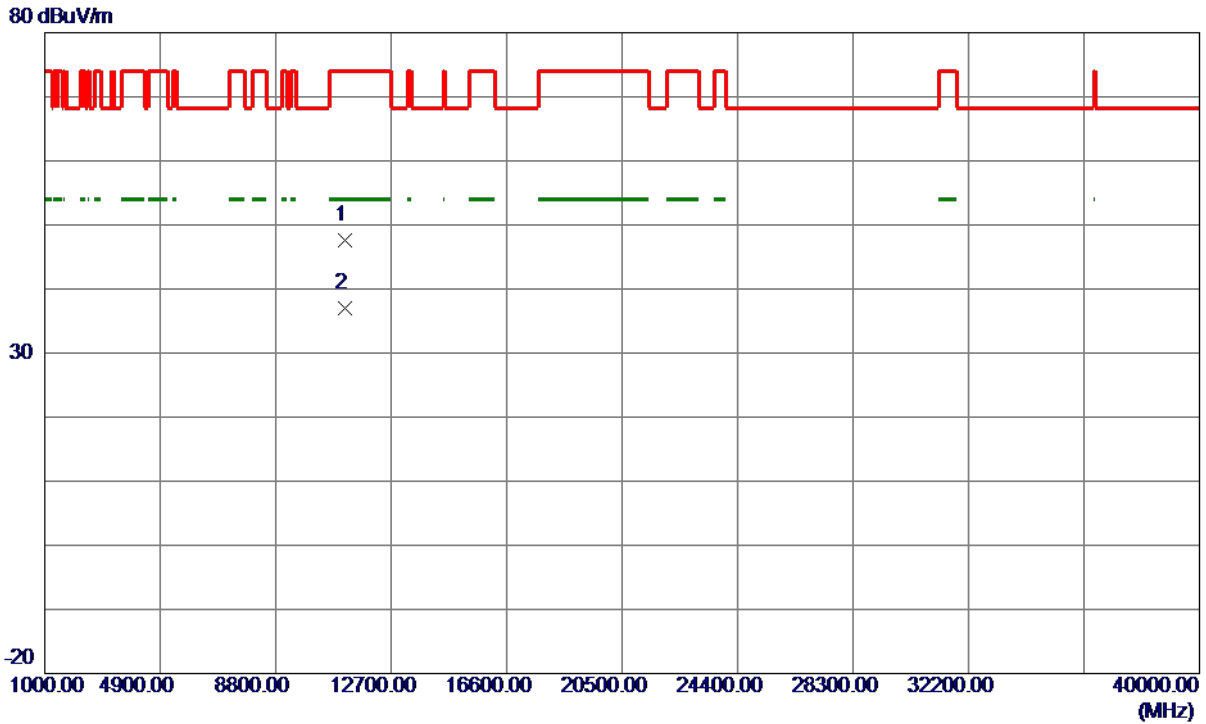
No.	Freq. MHz	Reading Level dBuV/m	Correct Factor dB	Measure ment dBuV/m	Limit dBuV/m	Margin dB	Detector	Comment
1 *	5582.0000	86.07	15.96	102.03	68.30	33.73	Peak	No Limit
2	5582.8000	73.69	15.96	89.65	999.00	-909.35	AVG	No Limit

REMARKS:

- (1) Measurement Value = Reading Level + Correct Factor.
- (2) Margin Level = Measurement Value - Limit Value.

Orthogonal Axis	X
Test Mode	UNII-2C_TX AC (VHT20) Mode 5580 MHz

Horizontal



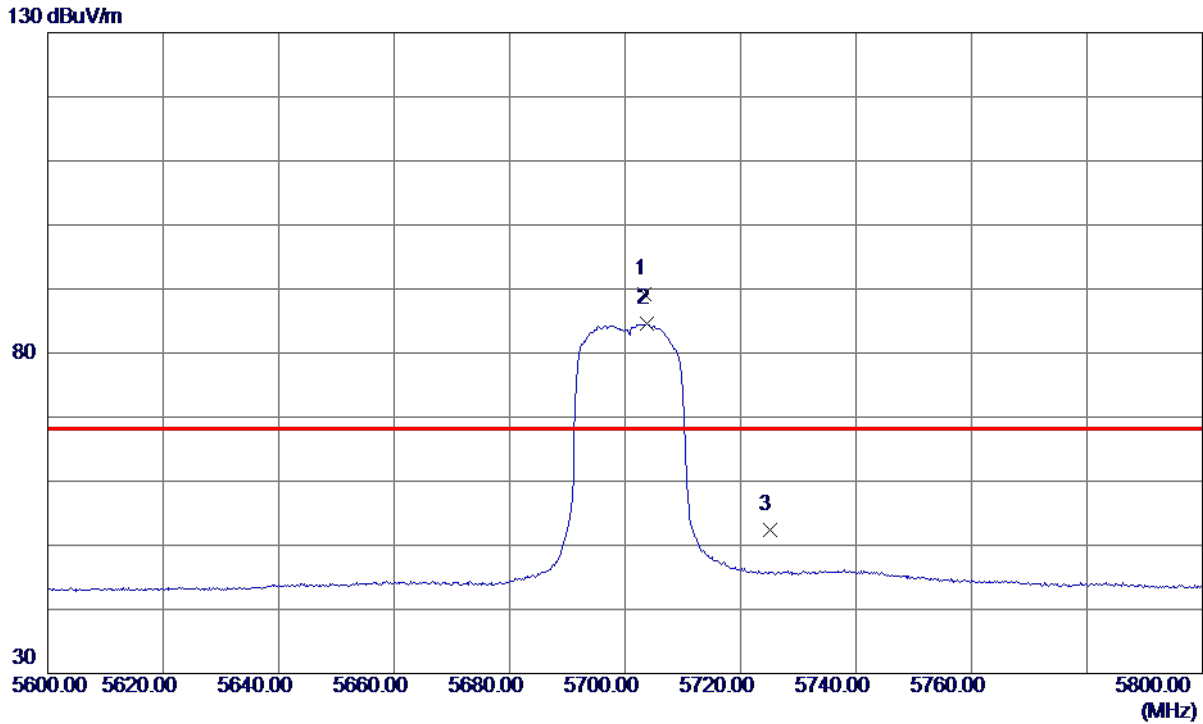
No.	Freq. MHz	Reading Level dBuV/m	Correct Factor dB	Measure ment dBuV/m	Limit dBuV/m	Margin dB	Detector	Comment
1	11153.7200	33.94	13.68	47.62	74.00	-26.38	Peak	
2 *	11158.5000	23.38	13.68	37.06	54.00	-16.94	AVG	

REMARKS:

- (1) Measurement Value = Reading Level + Correct Factor.
- (2) Margin Level = Measurement Value - Limit Value.

Orthogonal Axis	X
Test Mode	UNII-2C_TX AC (VHT20) Mode 5700 MHz

Vertical



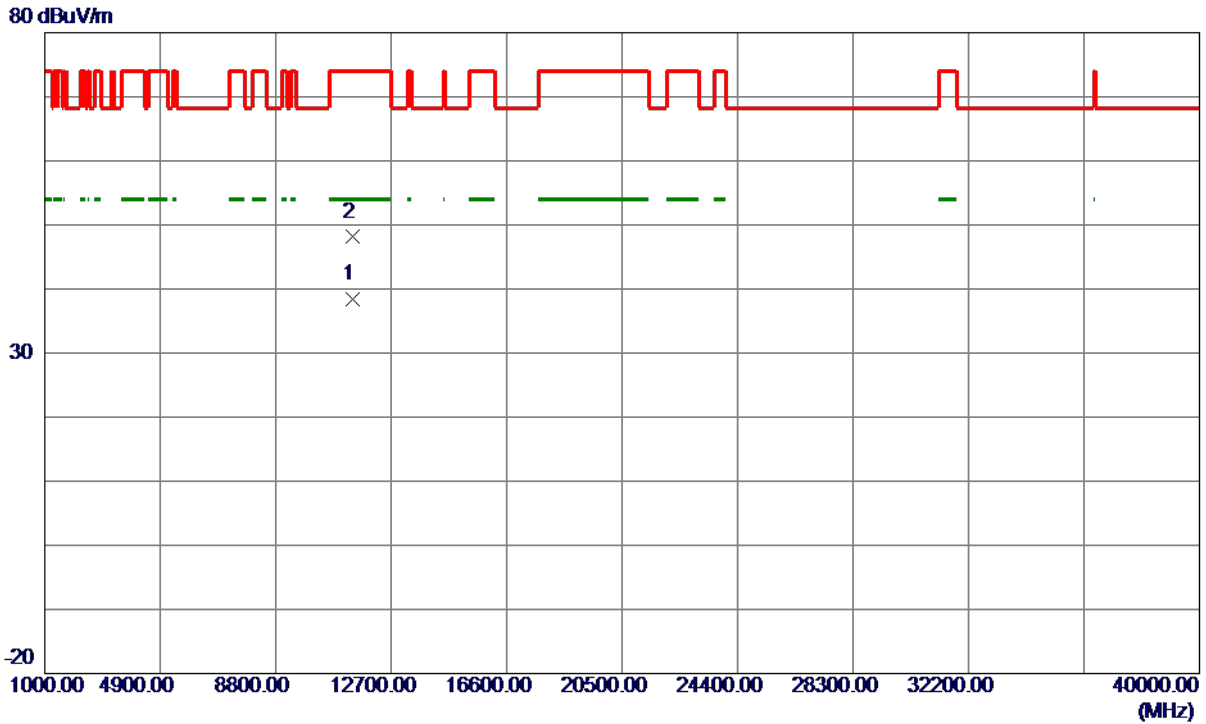
No.	Freq. MHz	Reading Level dBuV/m	Correct Factor dB	Measure ment dBuV/m	Limit dBuV/m	Margin dB	Detector	Comment
1 *	5703.4000	72.70	16.44	89.14	68.30	20.84	Peak	No Limit
2	5703.8000	68.09	16.44	84.53	999.00	-914.47	AVG	No Limit
3	5725.0000	35.86	16.52	52.38	68.30	-15.92	Peak	

REMARKS:

- (1) Measurement Value = Reading Level + Correct Factor.
- (2) Margin Level = Measurement Value - Limit Value.

Orthogonal Axis	X
Test Mode	UNII-2C_TX AC (VHT20) Mode 5700 MHz

Vertical



No.	Freq. MHz	Reading Level dBuV/m	Correct Factor dB	Measure ment dBuV/m	Limit dBuV/m	Margin dB	Detector	Comment
1 *	11401.7800	24.51	13.98	38.49	54.00	-15.51	AVG	
2	11404.6000	34.12	13.98	48.10	74.00	-25.90	Peak	

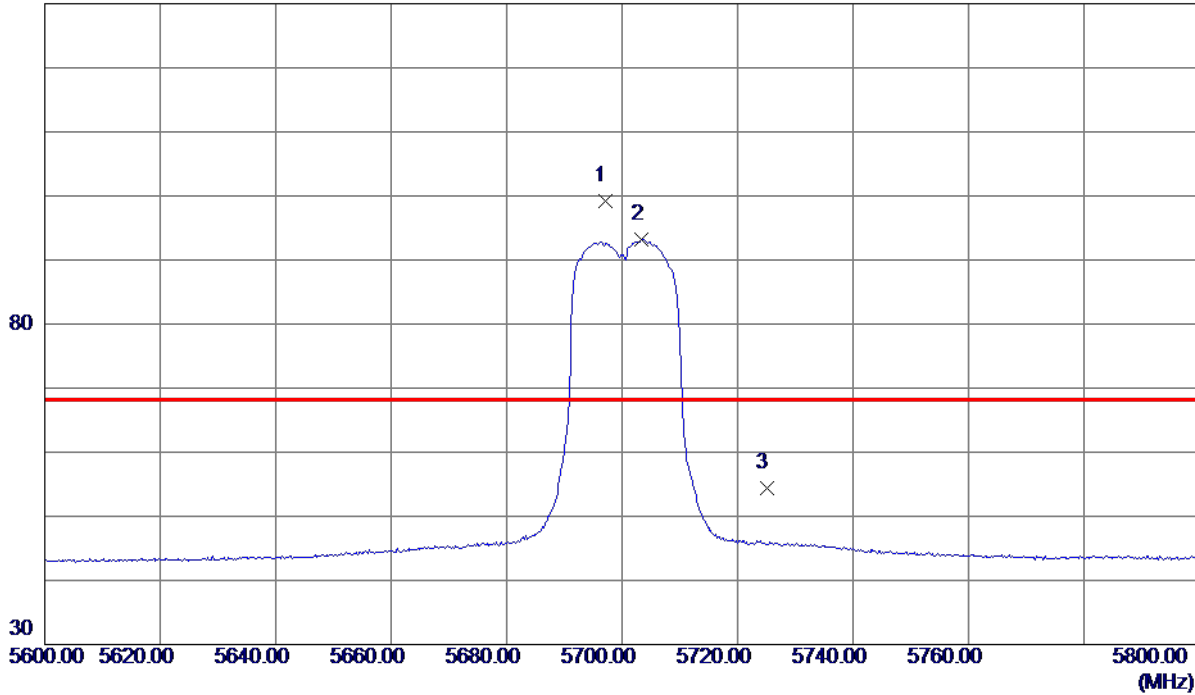
REMARKS:

- (1) Measurement Value = Reading Level + Correct Factor.
- (2) Margin Level = Measurement Value - Limit Value.

Orthogonal Axis	X
Test Mode	UNII-2C_TX AC (VHT20) Mode 5700 MHz

Horizontal

130 dBuV/m



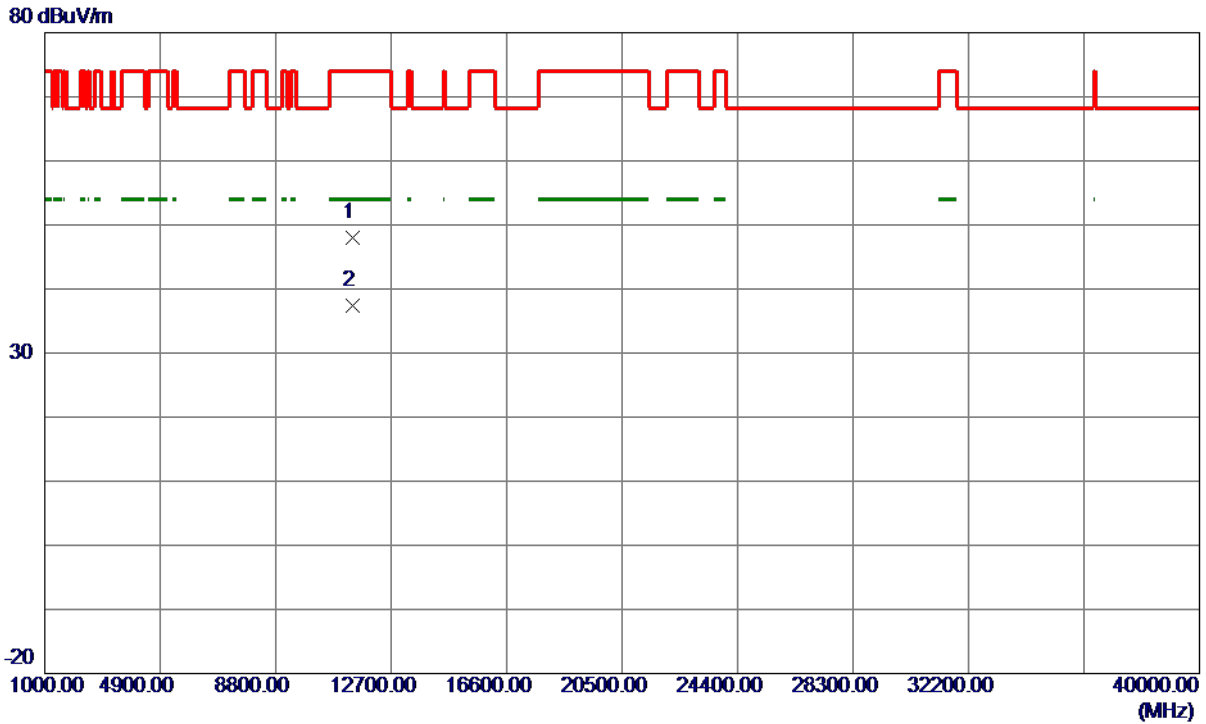
No.	Freq. MHz	Reading Level dBuV/m	Correct Factor dB	Measure ment dBuV/m	Limit dBuV/m	Margin dB	Detector	Comment
1 *	5697.0000	82.70	16.41	99.11	68.30	30.81	Peak	No Limit
2	5703.4000	76.77	16.44	93.21	999.00	-905.79	AVG	No Limit
3	5725.0000	37.89	16.52	54.41	68.30	-13.89	Peak	

REMARKS:

- (1) Measurement Value = Reading Level + Correct Factor.
- (2) Margin Level = Measurement Value - Limit Value.

Orthogonal Axis	X
Test Mode	UNII-2C_TX AC (VHT20) Mode 5700 MHz

Horizontal



No.	Freq. MHz	Reading Level dBuV/m	Correct Factor dB	Measure ment dBuV/m	Limit dBuV/m	Margin dB	Detector	Comment
1	11400.9400	34.00	13.98	47.98	74.00	-26.02	Peak	
2 *	11402.0800	23.45	13.98	37.43	54.00	-16.57	AVG	

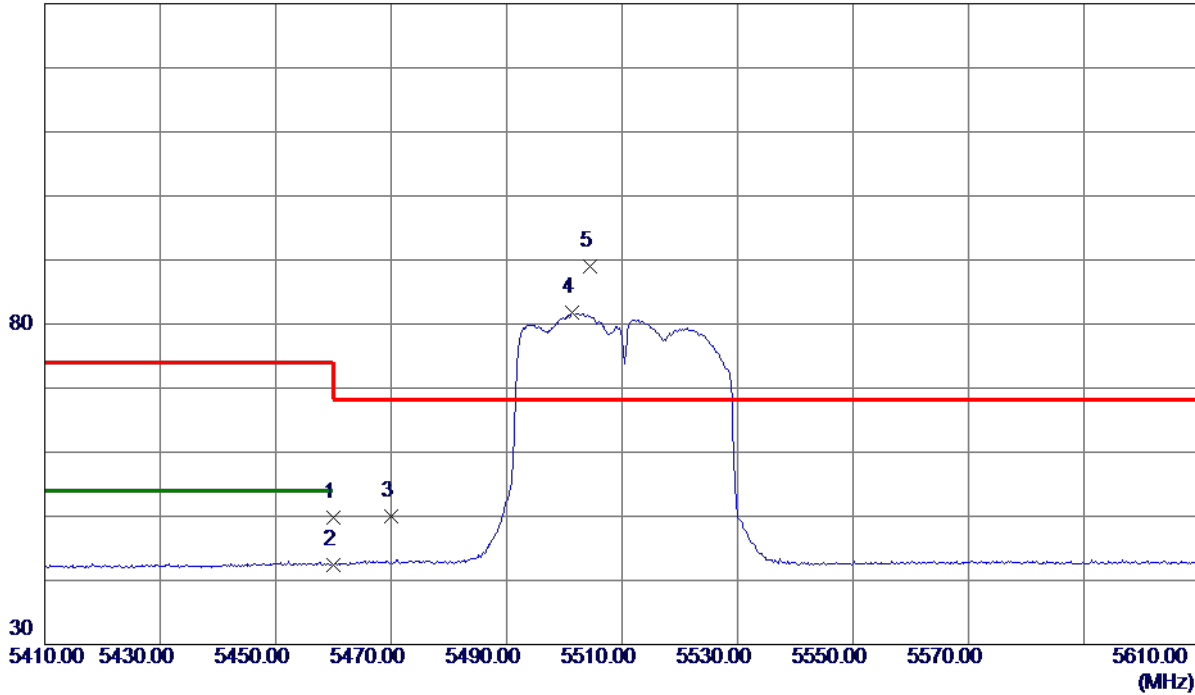
REMARKS:

- (1) Measurement Value = Reading Level + Correct Factor.
- (2) Margin Level = Measurement Value - Limit Value.

Orthogonal Axis	X
Test Mode	UNII-2C_TX AC (VHT40) Mode 5510 MHz

Vertical

130 dBuV/m



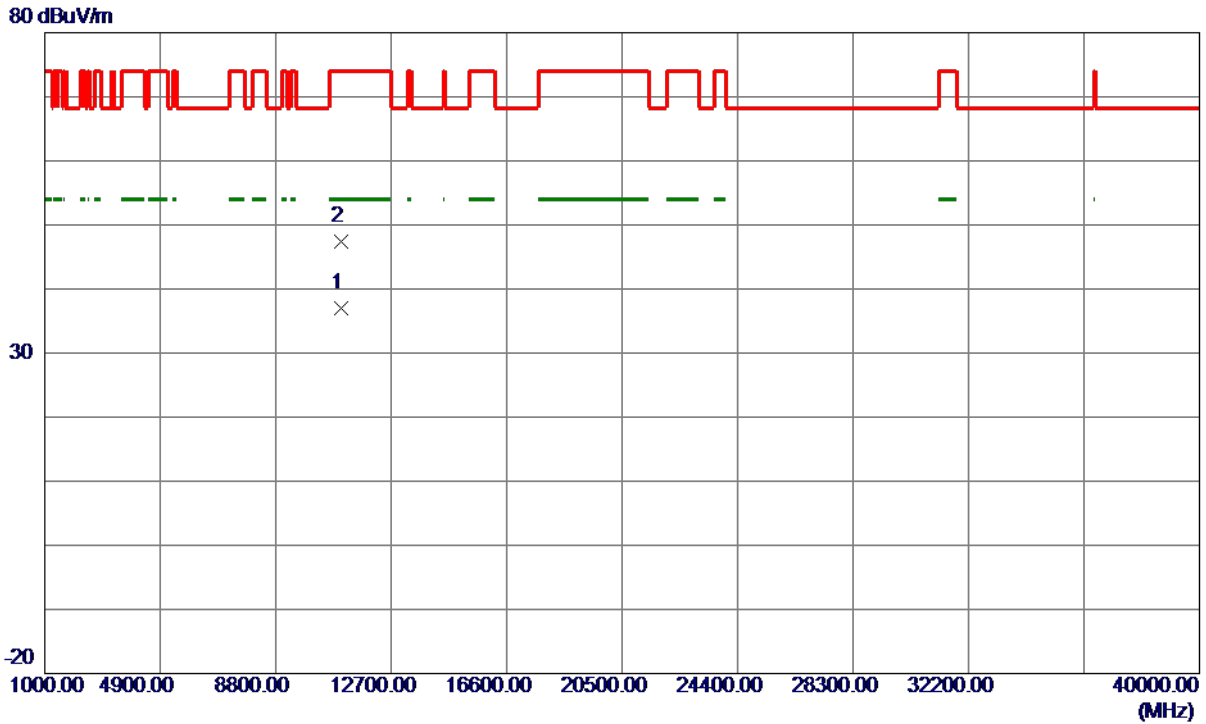
No.	Freq. MHz	Reading Level dBuV/m	Correct Factor dB	Measure ment dBuV/m	Limit dBuV/m	Margin dB	Detector	Comment
1	5460.0000	34.21	15.55	49.76	74.00	-24.24	Peak	
2	5460.0000	26.91	15.55	42.46	54.00	-11.54	AVG	
3	5470.0000	34.35	15.57	49.92	68.30	-18.38	Peak	
4	5501.4000	66.08	15.64	81.72	999.00	-917.28	AVG	No Limit
5 *	5504.4000	73.45	15.65	89.10	68.30	20.80	Peak	No Limit

REMARKS:

- (1) Measurement Value = Reading Level + Correct Factor.
- (2) Margin Level = Measurement Value - Limit Value.

Orthogonal Axis	X
Test Mode	UNII-2C_TX AC (VHT40) Mode 5510 MHz

Vertical



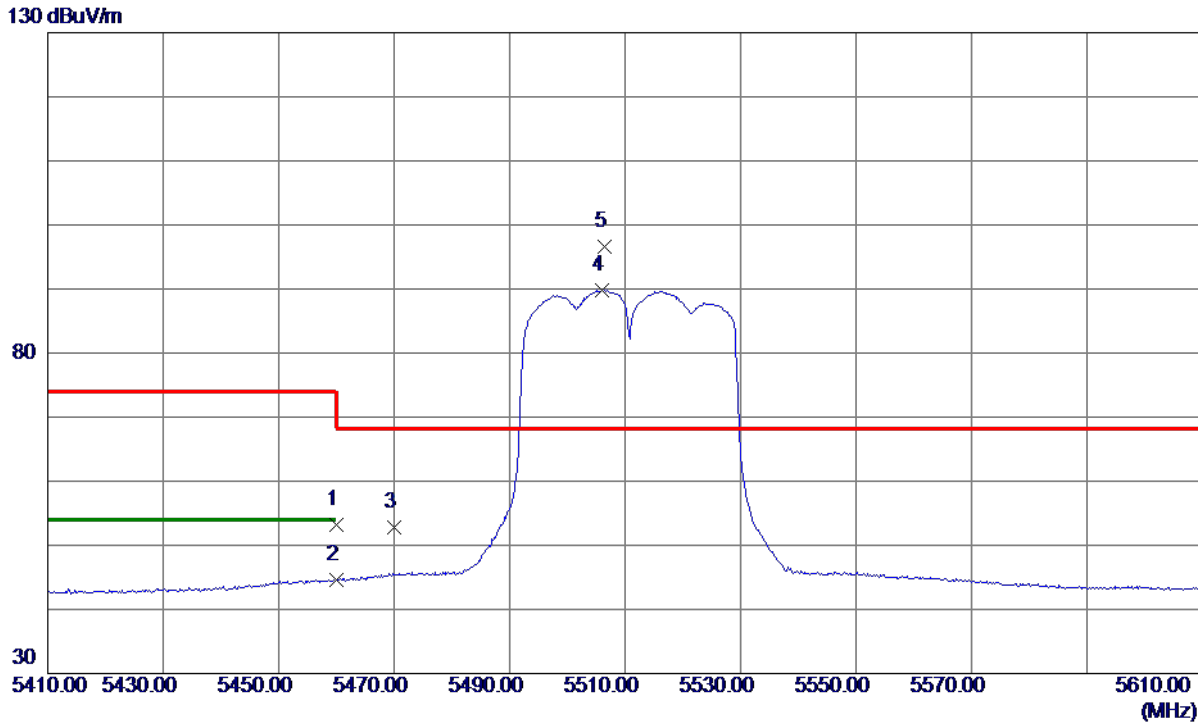
No.	Freq. MHz	Reading Level dBuV/m	Correct Factor dB	Measure ment dBuV/m	Limit dBuV/m	Margin dB	Detector	Comment
1 *	11021.6100	23.53	13.52	37.05	54.00	-16.95	AVG	
2	11021.6900	33.84	13.52	47.36	74.00	-26.64	Peak	

REMARKS:

- (1) Measurement Value = Reading Level + Correct Factor.
- (2) Margin Level = Measurement Value - Limit Value.

Orthogonal Axis	X
Test Mode	UNII-2C_TX AC (VHT40) Mode 5510 MHz

Horizontal



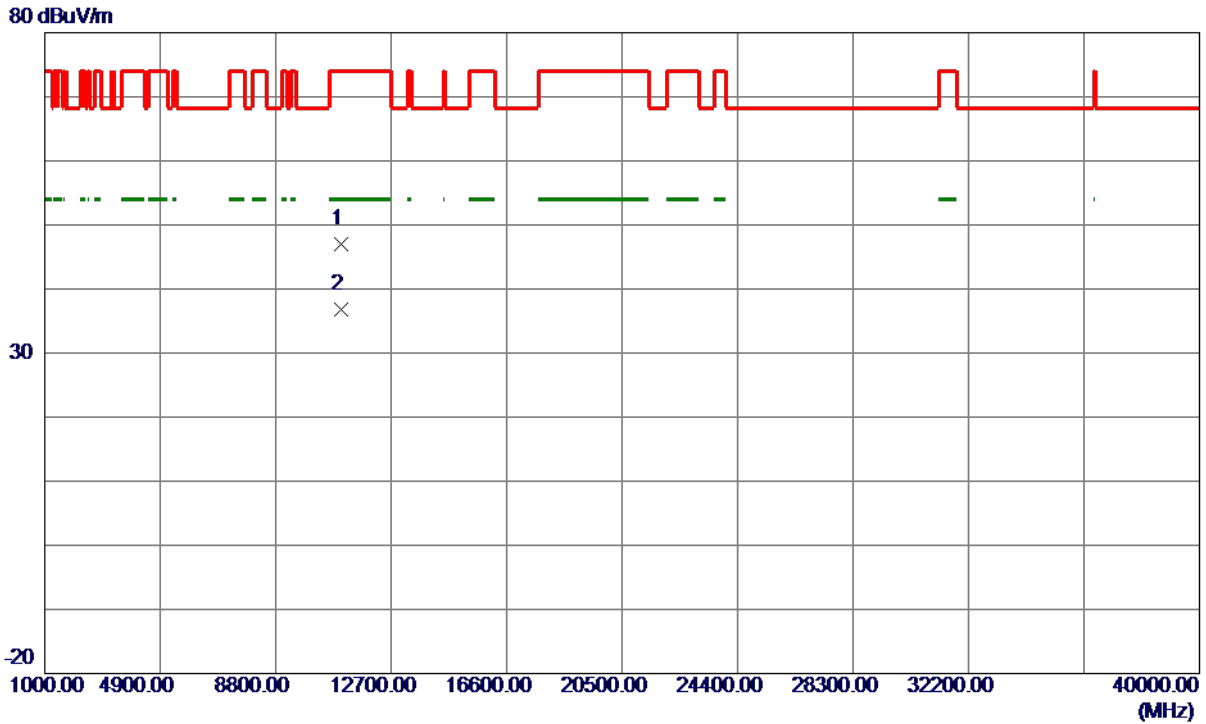
No.	Freq. MHz	Reading Level dBuV/m	Correct Factor dB	Measure ment dBuV/m	Limit dBuV/m	Margin dB	Detector	Comment
1	5460.0000	37.68	15.55	53.23	74.00	-20.77	Peak	
2	5460.0000	29.11	15.55	44.66	54.00	-9.34	AVG	
3	5470.0000	37.16	15.57	52.73	68.30	-15.57	Peak	
4	5506.0000	74.21	15.66	89.87	999.00	-909.13	AVG	No Limit
5 *	5506.4000	81.03	15.66	96.69	68.30	28.39	Peak	No Limit

REMARKS:

- (1) Measurement Value = Reading Level + Correct Factor.
- (2) Margin Level = Measurement Value - Limit Value.

Orthogonal Axis	X
Test Mode	UNII-2C_TX AC (VHT40) Mode 5510 MHz

Horizontal



No.	Freq. MHz	Reading Level dBuV/m	Correct Factor dB	Measure ment dBuV/m	Limit dBuV/m	Margin dB	Detector	Comment
1	11019.4800	33.51	13.51	47.02	74.00	-26.98	Peak	
2 *	11021.6500	23.23	13.52	36.75	54.00	-17.25	AVG	

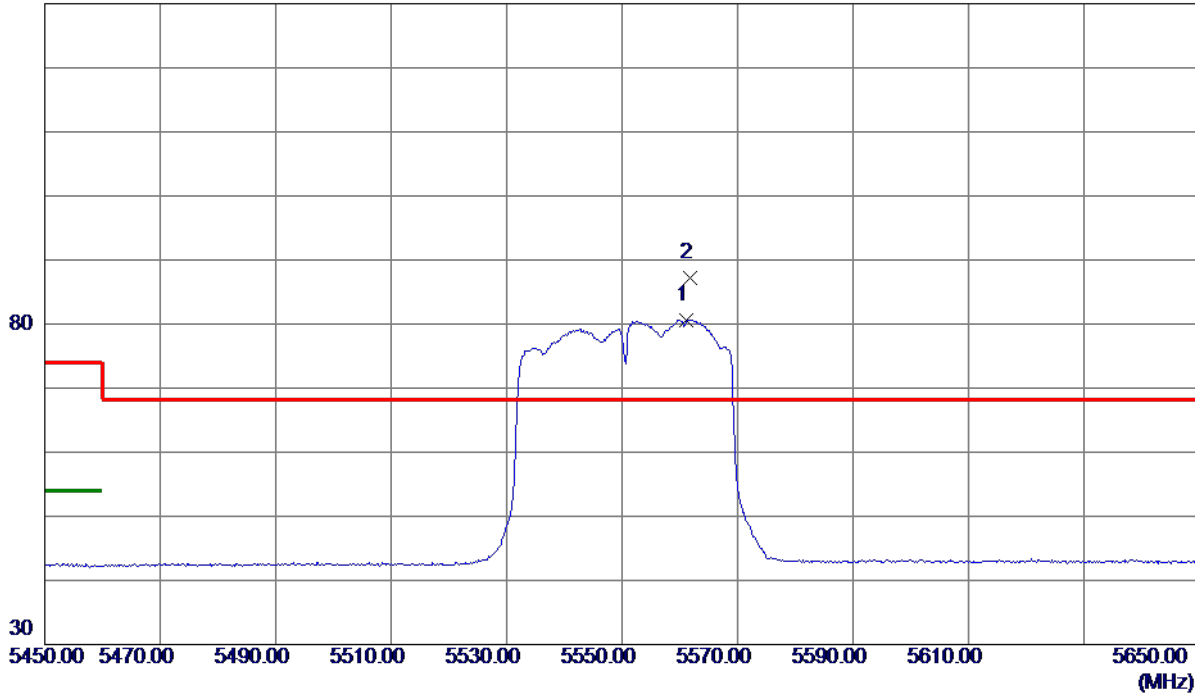
REMARKS:

- (1) Measurement Value = Reading Level + Correct Factor.
- (2) Margin Level = Measurement Value - Limit Value.

Orthogonal Axis	X
Test Mode	UNII-2C_TX AC (VHT40) Mode 5550 MHz

Vertical

130 dBuV/m



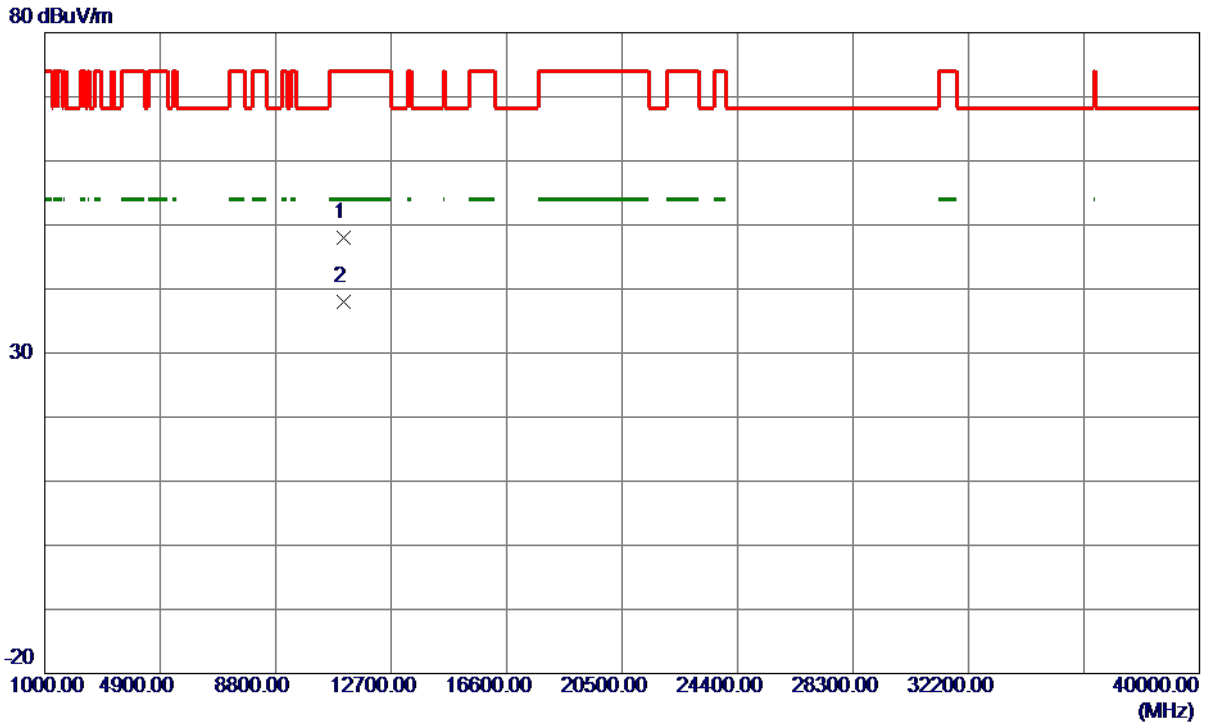
No.	Freq. MHz	Reading Level dBuV/m	Correct Factor dB	Measure ment dBuV/m	Limit dBuV/m	Margin dB	Detector	Comment
1	5561.2000	64.81	15.88	80.69	999.00	-918.31	AVG	No Limit
2 *	5561.8000	71.39	15.88	87.27	68.30	18.97	Peak	No Limit

REMARKS:

- (1) Measurement Value = Reading Level + Correct Factor.
- (2) Margin Level = Measurement Value - Limit Value.

Orthogonal Axis	X
Test Mode	UNII-2C_TX AC (VHT40) Mode 5550 MHz

Vertical



No.	Freq. MHz	Reading Level dBuV/m	Correct Factor dB	Measure ment dBuV/m	Limit dBuV/m	Margin dB	Detector	Comment
1	11096.0900	34.41	13.61	48.02	74.00	-25.98	Peak	
2 *	11101.1700	24.41	13.61	38.02	54.00	-15.98	AVG	

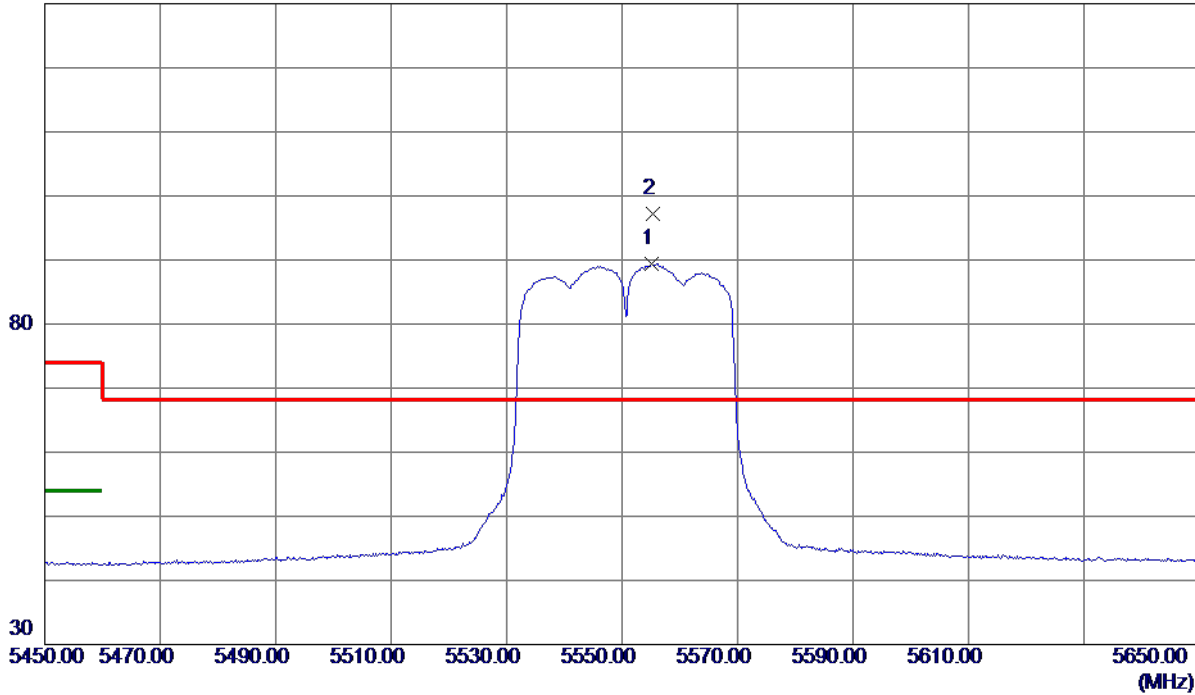
REMARKS:

- (1) Measurement Value = Reading Level + Correct Factor.
- (2) Margin Level = Measurement Value - Limit Value.

Orthogonal Axis	X
Test Mode	UNII-2C_TX AC (VHT40) Mode 5550 MHz

Horizontal

130 dBuV/m



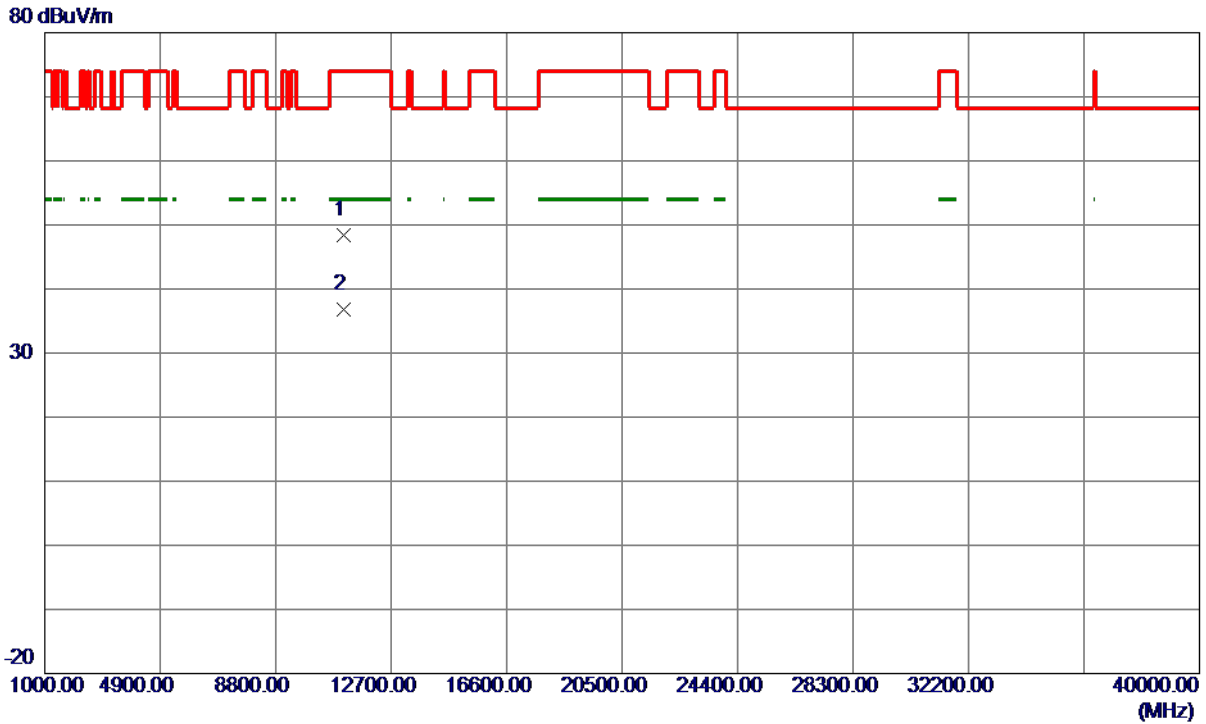
No.	Freq. MHz	Reading Level dBuV/m	Correct Factor dB	Measure ment dBuV/m	Limit dBuV/m	Margin dB	Detector	Comment
1	5555.2000	73.56	15.85	89.41	999.00	-909.59	AVG	No Limit
2 *	5555.4000	81.36	15.85	97.21	68.30	28.91	Peak	No Limit

REMARKS:

- (1) Measurement Value = Reading Level + Correct Factor.
- (2) Margin Level = Measurement Value - Limit Value.

Orthogonal Axis	X
Test Mode	UNII-2C_TX AC (VHT40) Mode 5550 MHz

Horizontal



No.	Freq. MHz	Reading Level dBuV/m	Correct Factor dB	Measure ment dBuV/m	Limit dBuV/m	Margin dB	Detector	Comment
1	11100.1900	34.85	13.61	48.46	74.00	-25.54	Peak	
2 *	11101.3700	23.28	13.61	36.89	54.00	-17.11	AVG	

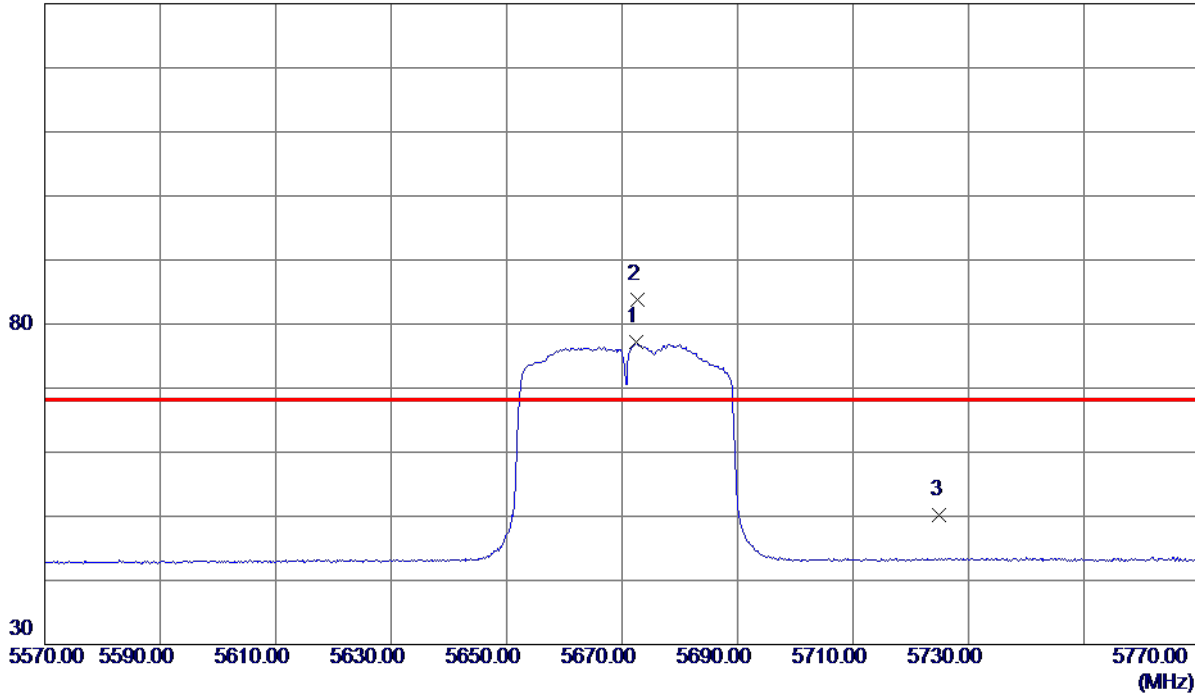
REMARKS:

- (1) Measurement Value = Reading Level + Correct Factor.
- (2) Margin Level = Measurement Value - Limit Value.

Orthogonal Axis	X
Test Mode	UNII-2C_TX AC (VHT40) Mode 5670 MHz

Vertical

130 dBuV/m



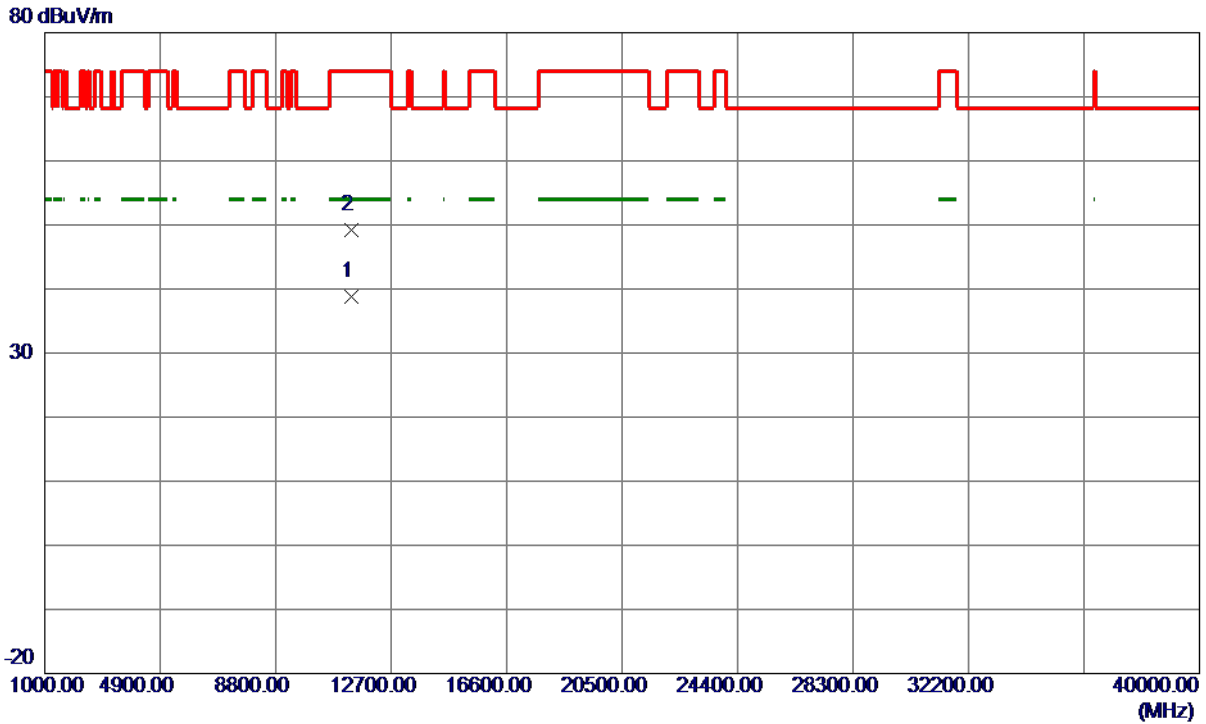
No.	Freq. MHz	Reading Level dBuV/m	Correct Factor dB	Measure ment dBuV/m	Limit dBuV/m	Margin dB	Detector	Comment
1	5672.4000	60.86	16.32	77.18	999.00	-921.82	AVG	No Limit
2 *	5672.6000	67.56	16.32	83.88	68.30	15.58	Peak	No Limit
3	5725.0000	33.73	16.52	50.25	68.30	-18.05	Peak	

REMARKS:

- (1) Measurement Value = Reading Level + Correct Factor.
- (2) Margin Level = Measurement Value - Limit Value.

Orthogonal Axis	X
Test Mode	UNII-2C_TX AC (VHT40) Mode 5670 MHz

Vertical



No.	Freq. MHz	Reading Level dBuV/m	Correct Factor dB	Measure ment dBuV/m	Limit dBuV/m	Margin dB	Detector	Comment
1 *	11341.1300	24.92	13.90	38.82	54.00	-15.18	AVG	
2	11341.4100	35.23	13.90	49.13	74.00	-24.87	Peak	

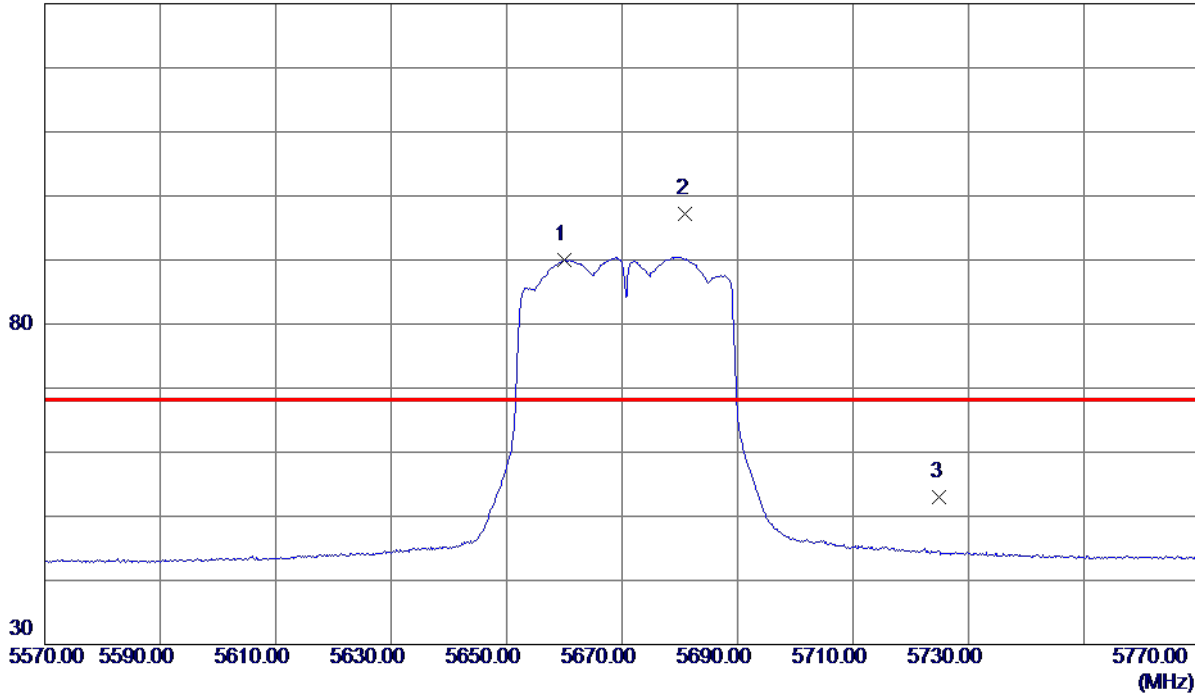
REMARKS:

- (1) Measurement Value = Reading Level + Correct Factor.
- (2) Margin Level = Measurement Value - Limit Value.

Orthogonal Axis	X
Test Mode	UNII-2C_TX AC (VHT40) Mode 5670 MHz

Horizontal

130 dBuV/m



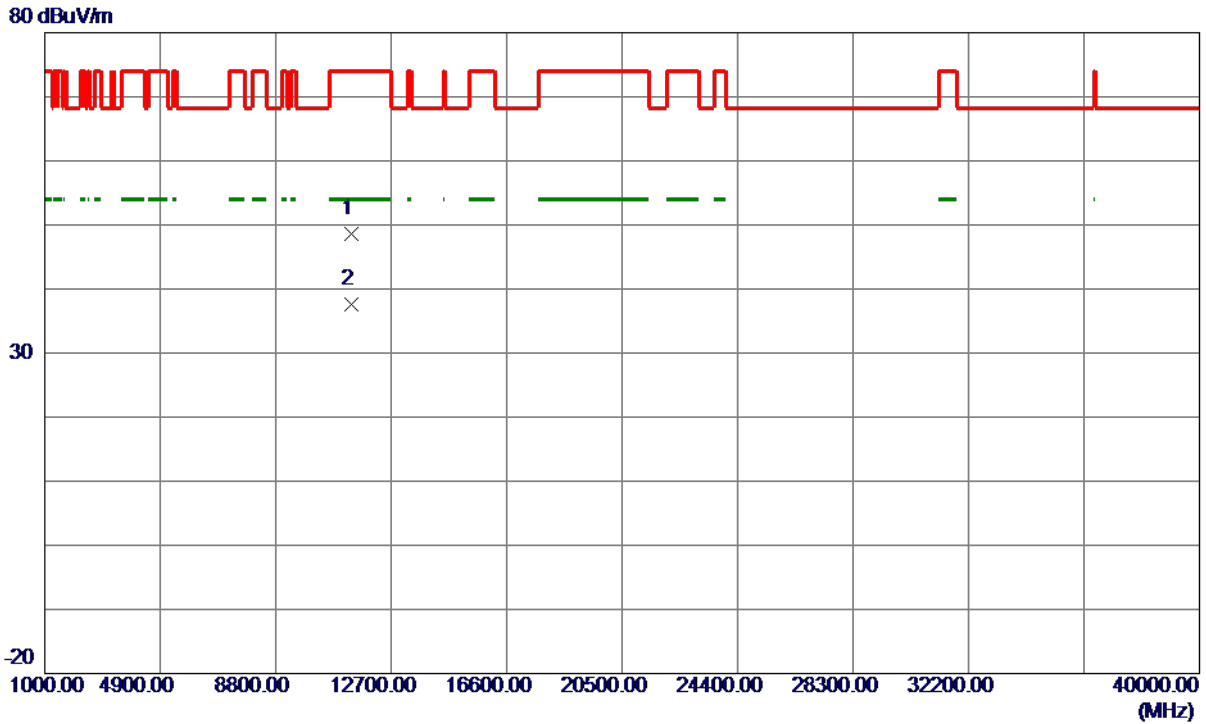
No.	Freq. MHz	Reading Level dBuV/m	Correct Factor dB	Measure ment dBuV/m	Limit dBuV/m	Margin dB	Detector	Comment
1	5660.0000	73.68	16.27	89.95	999.00	-909.05	AVG	No Limit
2 *	5681.0000	80.94	16.35	97.29	68.30	28.99	Peak	No Limit
3	5725.0000	36.43	16.52	52.95	68.30	-15.35	Peak	

REMARKS:

- (1) Measurement Value = Reading Level + Correct Factor.
- (2) Margin Level = Measurement Value - Limit Value.

Orthogonal Axis	X
Test Mode	UNII-2C_TX AC (VHT40) Mode 5670 MHz

Horizontal



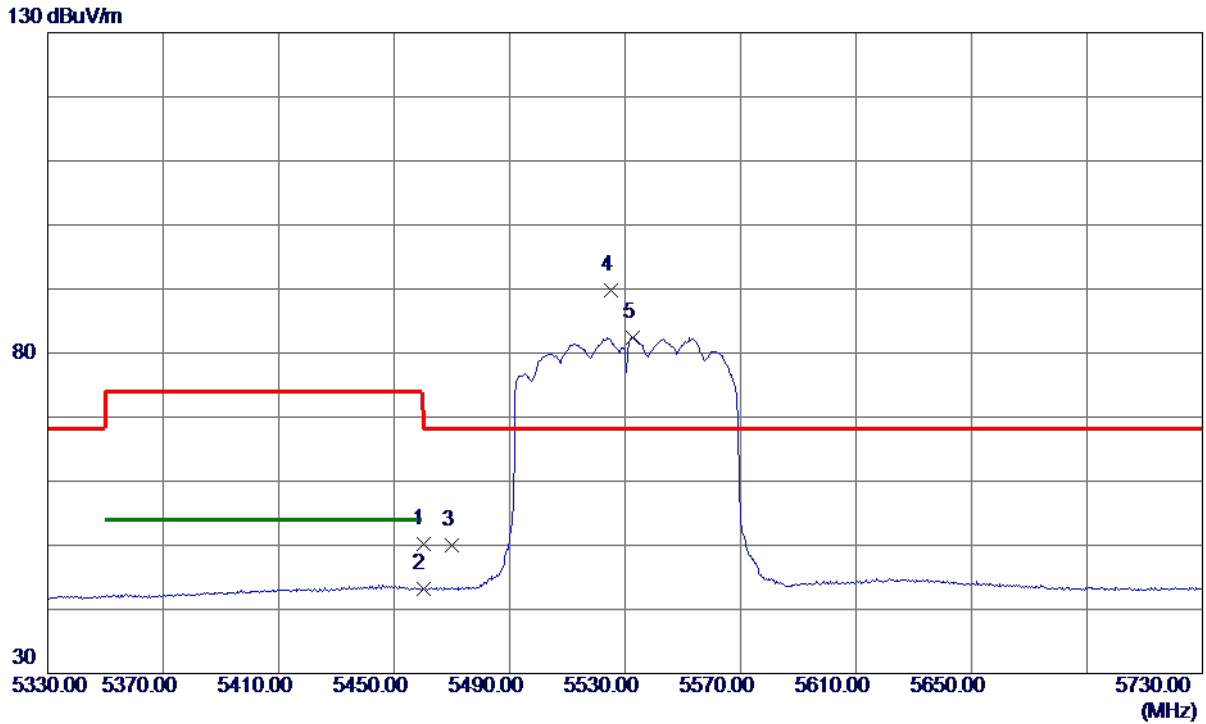
No.	Freq. MHz	Reading Level dBuV/m	Correct Factor dB	Measure ment dBuV/m	Limit dBuV/m	Margin dB	Detector	Comment
1	11335.4400	34.72	13.90	48.62	74.00	-25.38	Peak	
2 *	11341.5300	23.69	13.90	37.59	54.00	-16.41	AVG	

REMARKS:

- (1) Measurement Value = Reading Level + Correct Factor.
- (2) Margin Level = Measurement Value - Limit Value.

Orthogonal Axis	X
Test Mode	UNII-2C_TX AC (VHT80) Mode 5530 MHz

Vertical



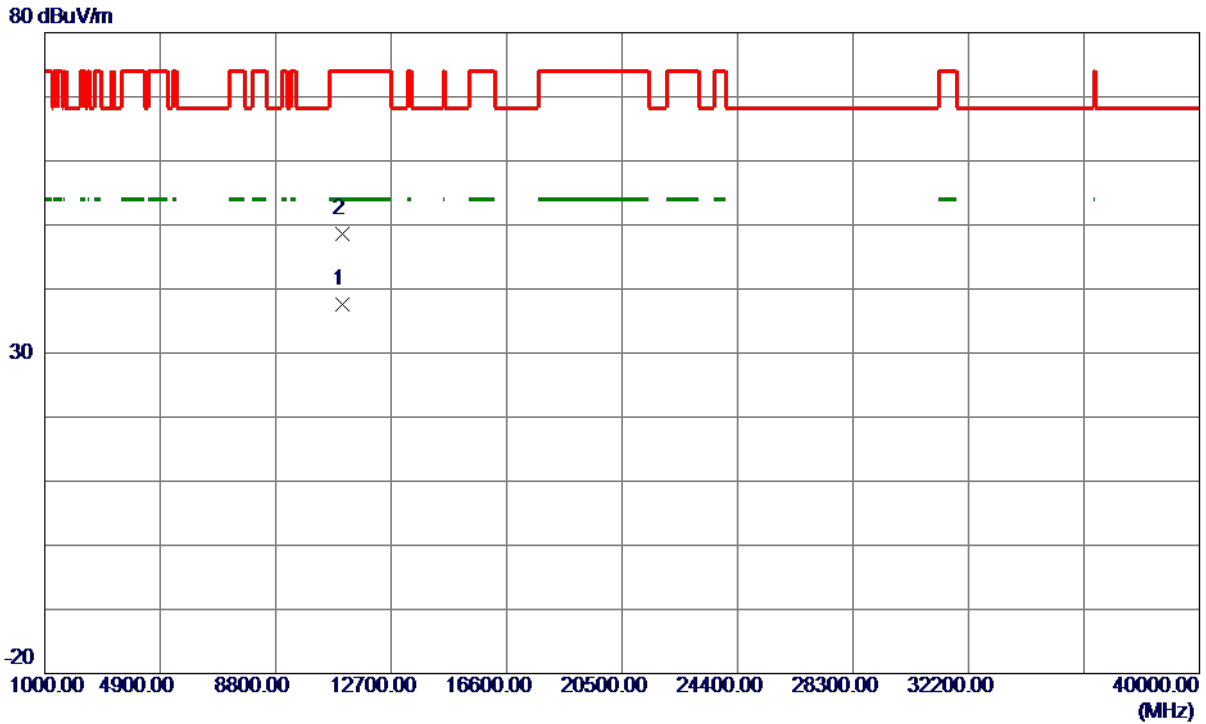
No.	Freq. MHz	Reading Level dBuV/m	Correct Factor dB	Measure ment dBuV/m	Limit dBuV/m	Margin dB	Detector	Comment
1	5460.0000	34.69	15.55	50.24	74.00	-23.76	Peak	
2	5460.0000	27.61	15.55	43.16	54.00	-10.84	AVG	
3	5470.0000	34.36	15.57	49.93	68.30	-18.37	Peak	
4 *	5525.2000	74.05	15.73	89.78	68.30	21.48	Peak	No Limit
5	5532.8000	66.70	15.76	82.46	999.00	-916.54	AVG	No Limit

REMARKS:

- (1) Measurement Value = Reading Level + Correct Factor.
- (2) Margin Level = Measurement Value - Limit Value.

Orthogonal Axis	X
Test Mode	UNII-2C_TX AC (VHT80) Mode 5530 MHz

Vertical



No.	Freq. MHz	Reading Level dBuV/m	Correct Factor dB	Measure ment dBuV/m	Limit dBuV/m	Margin dB	Detector	Comment
1 *	11061.2950	24.05	13.56	37.61	54.00	-16.39	AVG	
2	11061.7150	34.98	13.56	48.54	74.00	-25.46	Peak	

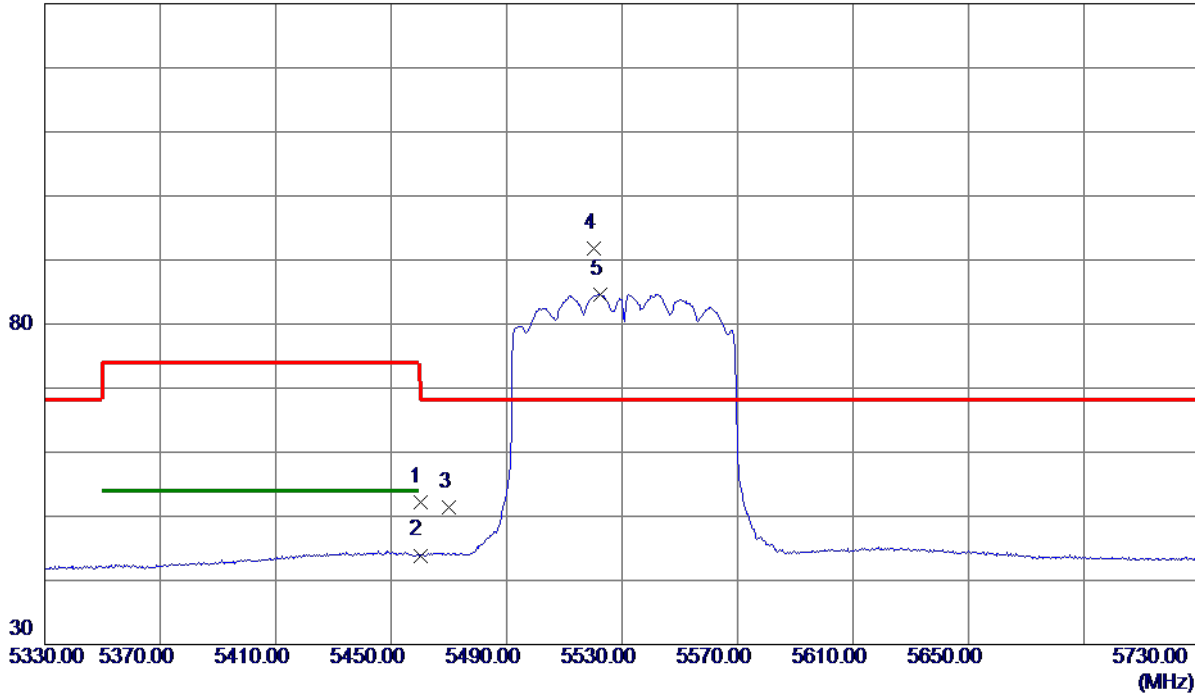
REMARKS:

- (1) Measurement Value = Reading Level + Correct Factor.
- (2) Margin Level = Measurement Value - Limit Value.

Orthogonal Axis	X
Test Mode	UNII-2C_TX AC (VHT80) Mode 5530 MHz

Horizontal

130 dBuV/m



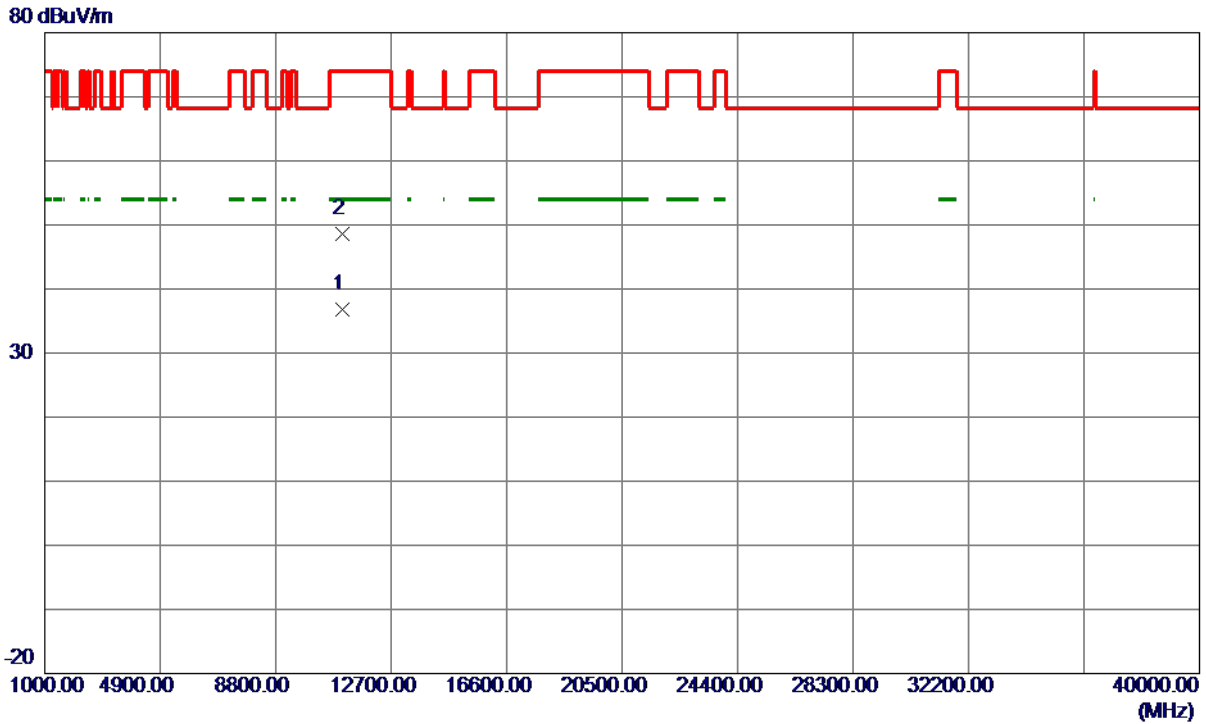
No.	Freq. MHz	Reading Level dBuV/m	Correct Factor dB	Measure ment dBuV/m	Limit dBuV/m	Margin dB	Detector	Comment
1	5460.0000	36.67	15.55	52.22	74.00	-21.78	Peak	
2	5460.0000	28.35	15.55	43.90	54.00	-10.10	AVG	
3	5470.0000	35.74	15.57	51.31	68.30	-16.99	Peak	
4 *	5520.4000	76.02	15.72	91.74	68.30	23.44	Peak	No Limit
5	5522.4000	68.92	15.72	84.64	999.00	-914.36	AVG	No Limit

REMARKS:

- (1) Measurement Value = Reading Level + Correct Factor.
- (2) Margin Level = Measurement Value - Limit Value.

Orthogonal Axis	X
Test Mode	UNII-2C_TX AC (VHT80) Mode 5530 MHz

Horizontal



No.	Freq. MHz	Reading Level dBuV/m	Correct Factor dB	Measure ment dBuV/m	Limit dBuV/m	Margin dB	Detector	Comment
1 *	11058.3300	23.28	13.56	36.84	54.00	-17.16	AVG	
2	11059.5250	35.13	13.56	48.69	74.00	-25.31	Peak	

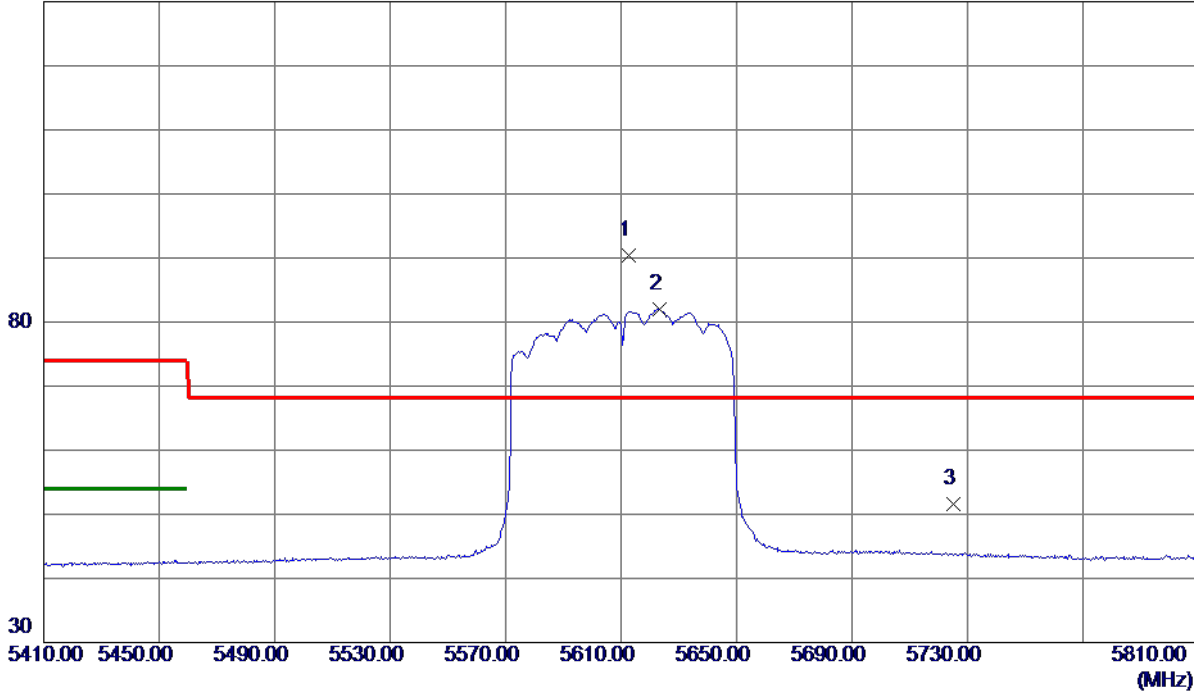
REMARKS:

- (1) Measurement Value = Reading Level + Correct Factor.
- (2) Margin Level = Measurement Value - Limit Value.

Orthogonal Axis	X
Test Mode	UNII-2C_TX AC (VHT80) Mode 5610 MHz

Vertical

130 dBuV/m



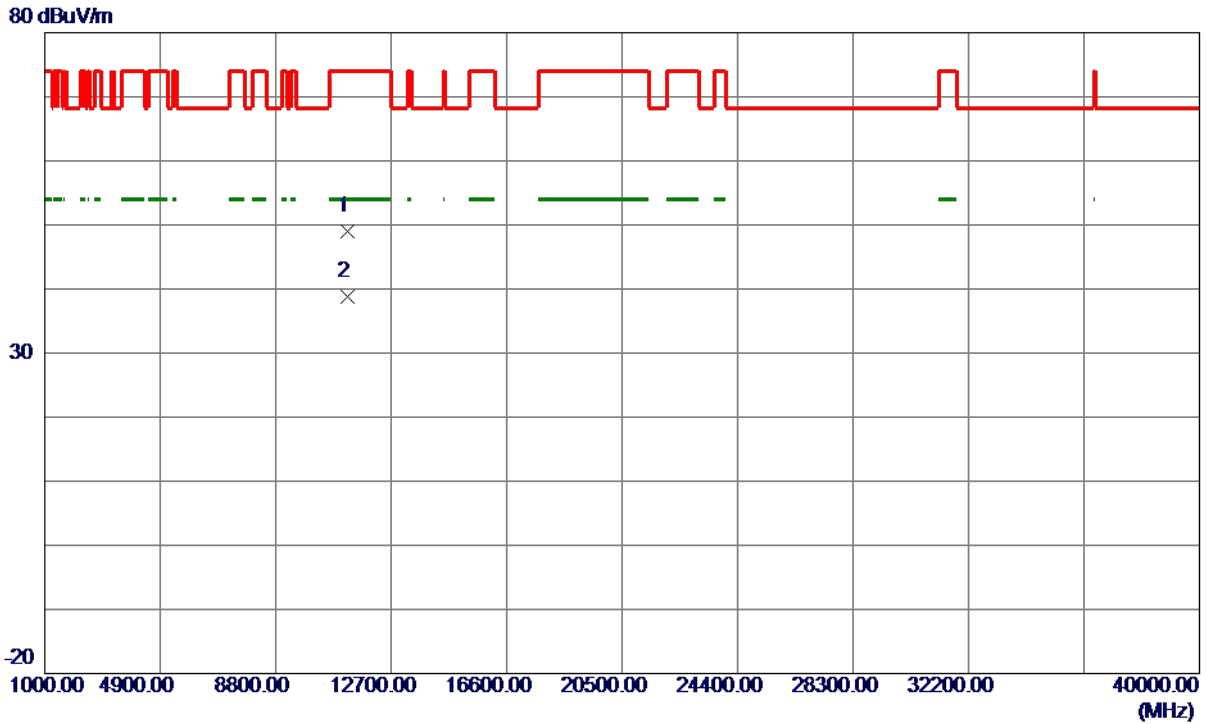
No.	Freq. MHz	Reading Level dBuV/m	Correct Factor dB	Measure ment dBuV/m	Limit dBuV/m	Margin dB	Detector	Comment
1 *	5612.8000	74.26	16.08	90.34	68.30	22.04	Peak	No Limit
2	5623.2000	65.96	16.12	82.08	999.00	-916.92	AVG	No Limit
3	5725.0000	35.07	16.52	51.59	68.30	-16.71	Peak	

REMARKS:

- (1) Measurement Value = Reading Level + Correct Factor.
- (2) Margin Level = Measurement Value - Limit Value.

Orthogonal Axis	X
Test Mode	UNII-2C_TX AC (VHT80) Mode 5610 MHz

Vertical



No.	Freq. MHz	Reading Level dBuV/m	Correct Factor dB	Measure ment dBuV/m	Limit dBuV/m	Margin dB	Detector	Comment
1	11219.9150	35.30	13.76	49.06	74.00	-24.94	Peak	
2 *	11221.0000	25.03	13.76	38.79	54.00	-15.21	AVG	

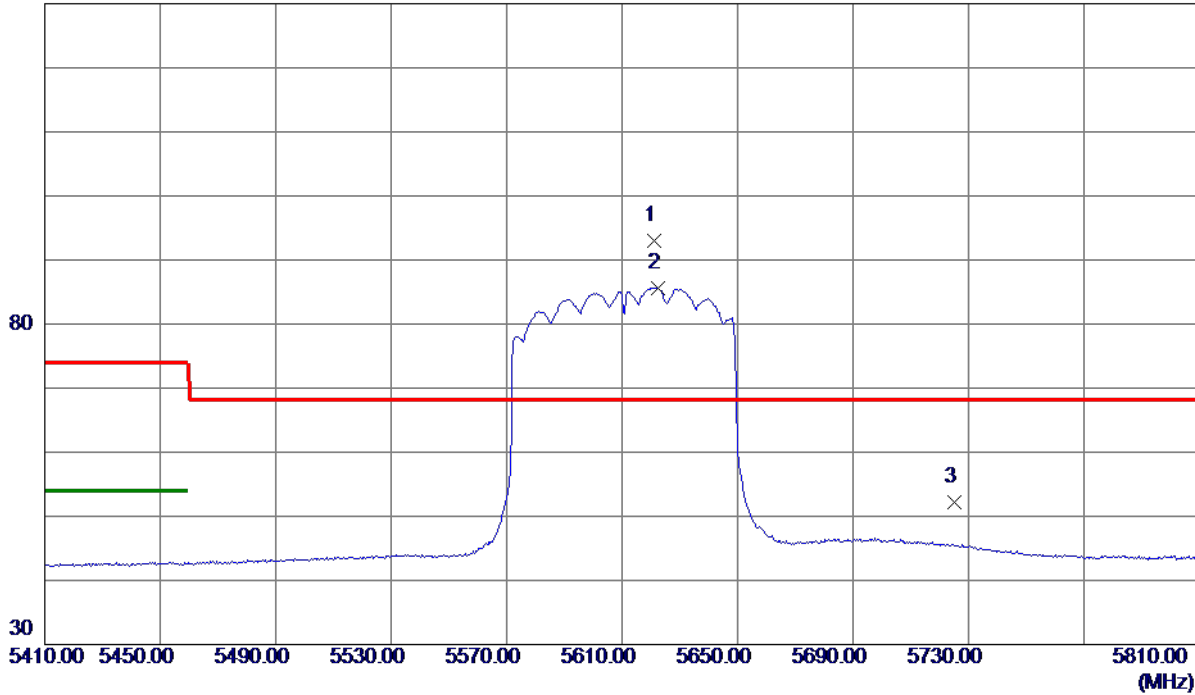
REMARKS:

- (1) Measurement Value = Reading Level + Correct Factor.
- (2) Margin Level = Measurement Value - Limit Value.

Orthogonal Axis	X
Test Mode	UNII-2C_TX AC (VHT80) Mode 5610 MHz

Horizontal

130 dBuV/m



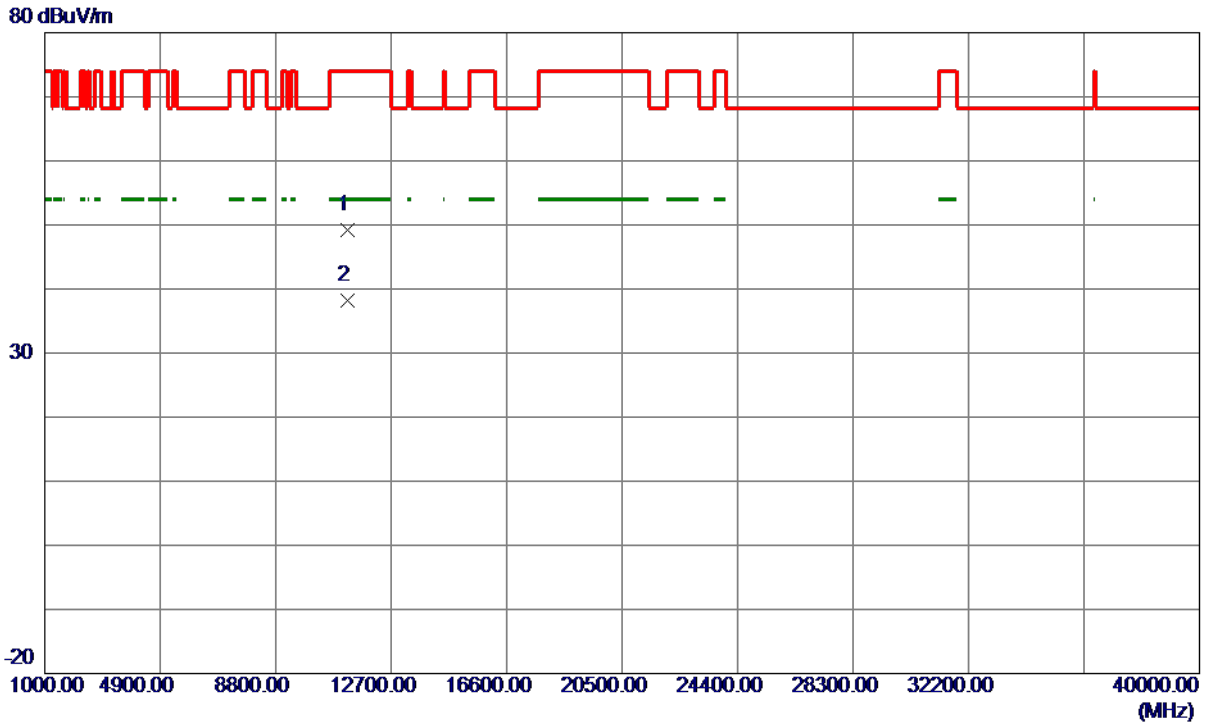
No.	Freq. MHz	Reading Level dBuV/m	Correct Factor dB	Measure ment dBuV/m	Limit dBuV/m	Margin dB	Detector	Comment
1 *	5621.2000	76.84	16.11	92.95	68.30	24.65	Peak	No Limit
2	5622.4000	69.56	16.12	85.68	999.00	-913.32	AVG	No Limit
3	5725.0000	35.75	16.52	52.27	68.30	-16.03	Peak	

REMARKS:

- (1) Measurement Value = Reading Level + Correct Factor.
- (2) Margin Level = Measurement Value - Limit Value.

Orthogonal Axis	X
Test Mode	UNII-2C_TX AC (VHT80) Mode 5610 MHz

Horizontal



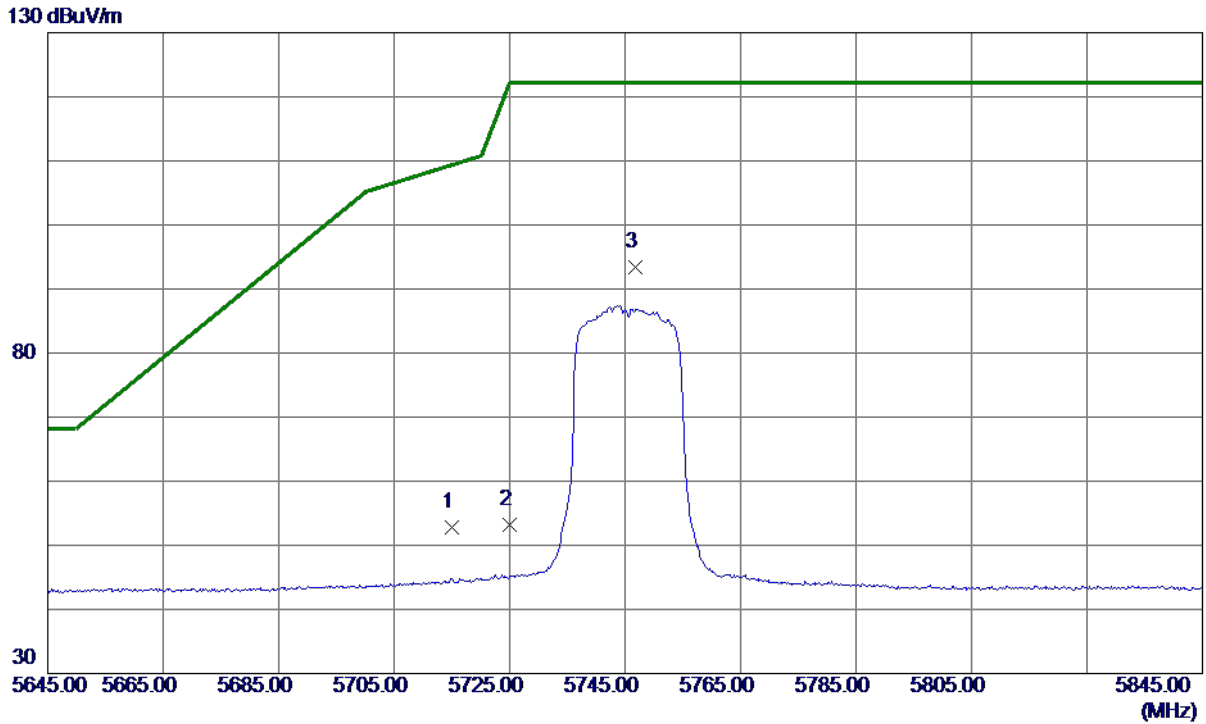
No.	Freq. MHz	Reading Level dBuV/m	Correct Factor dB	Measure ment dBuV/m	Limit dBuV/m	Margin dB	Detector	Comment
1	11219.0650	35.50	13.76	49.26	74.00	-24.74	Peak	
2 *	11221.2900	24.51	13.76	38.27	54.00	-15.73	AVG	

REMARKS:

- (1) Measurement Value = Reading Level + Correct Factor.
- (2) Margin Level = Measurement Value - Limit Value.

Orthogonal Axis	X
Test Mode	UNII-3_TX AC (VHT20) Mode 5745 MHz

Vertical



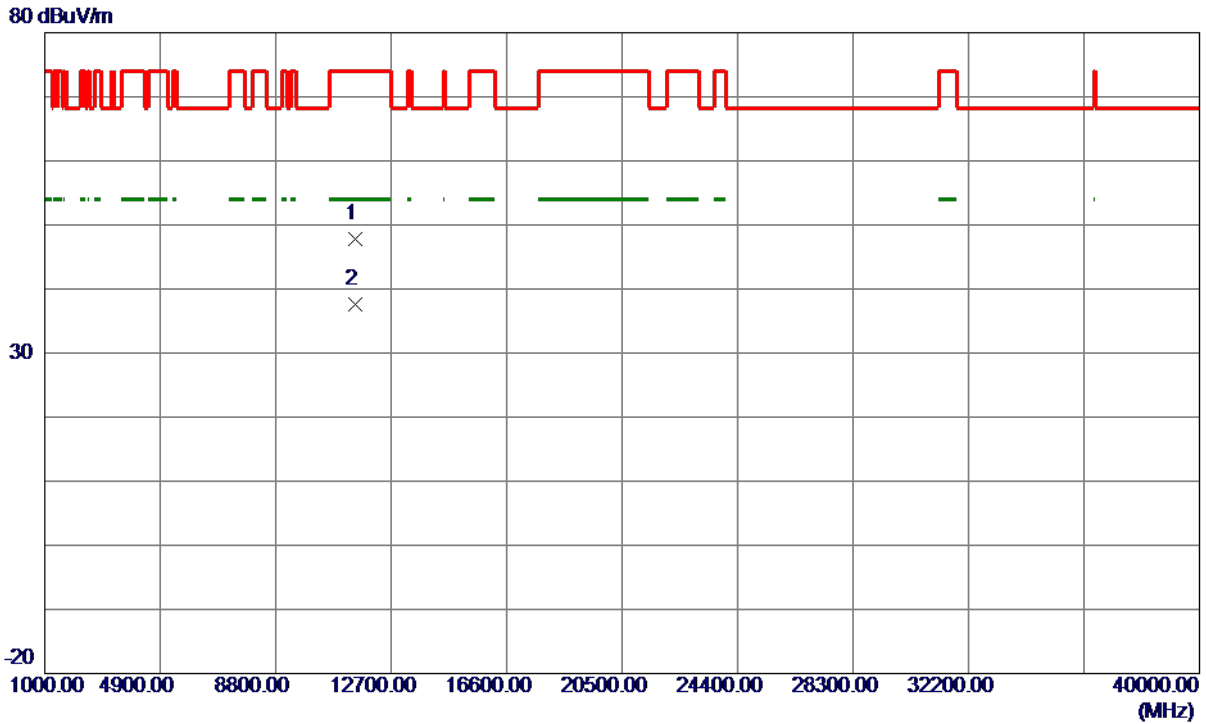
No.	Freq. MHz	Reading Level dBuV/m	Correct Factor dB	Measure ment dBuV/m	Limit dBuV/m	Margin dB	Detector	Comment
1	5715.0000	36.31	16.48	52.79	109.40	-56.61	Peak	
2	5725.0000	36.75	16.52	53.27	122.20	-68.93	Peak	
3 *	5746.8000	76.78	16.61	93.39	122.20	-28.81	Peak	No Limit

REMARKS:

- (1) Measurement Value = Reading Level + Correct Factor.
- (2) Margin Level = Measurement Value - Limit Value.

Orthogonal Axis	X
Test Mode	UNII-3_TX AC (VHT20) Mode 5745 MHz

Vertical



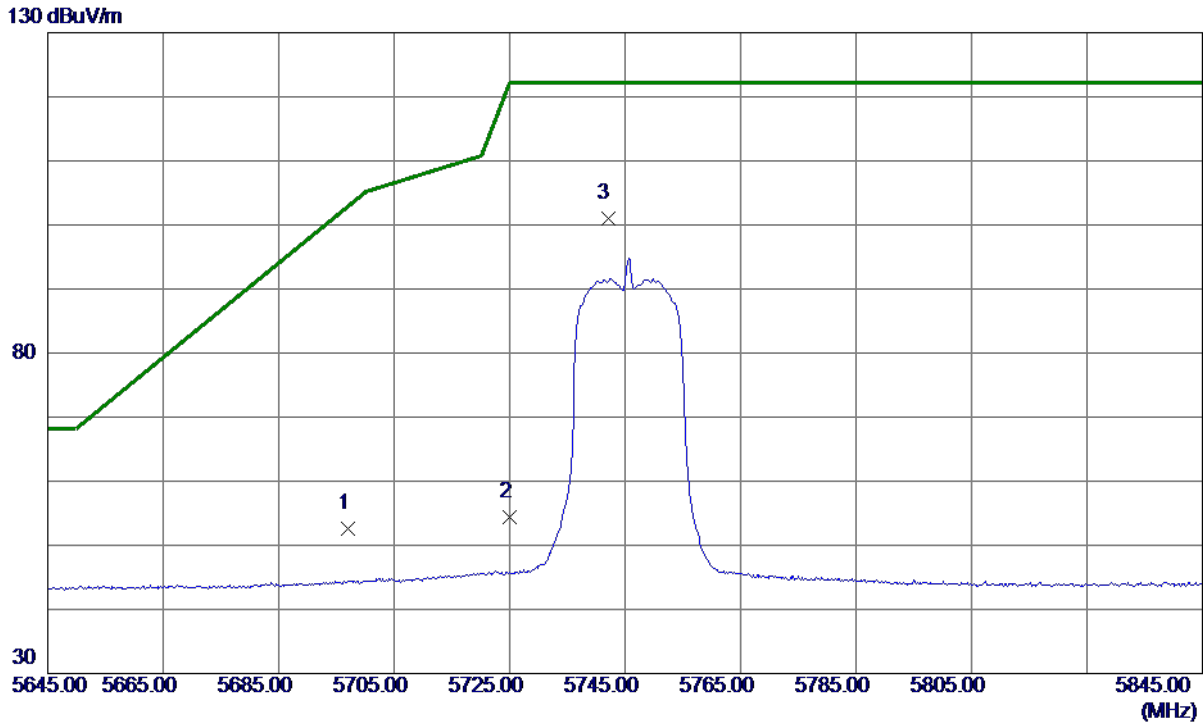
No.	Freq. MHz	Reading Level dBuV/m	Correct Factor dB	Measure ment dBuV/m	Limit dBuV/m	Margin dB	Detector	Comment
1	11486.3000	33.76	14.08	47.84	74.00	-26.16	Peak	
2 *	11490.1400	23.50	14.08	37.58	54.00	-16.42	AVG	

REMARKS:

- (1) Measurement Value = Reading Level + Correct Factor.
- (2) Margin Level = Measurement Value - Limit Value.

Orthogonal Axis	X
Test Mode	UNII-3_TX AC (VHT20) Mode 5745 MHz

Horizontal



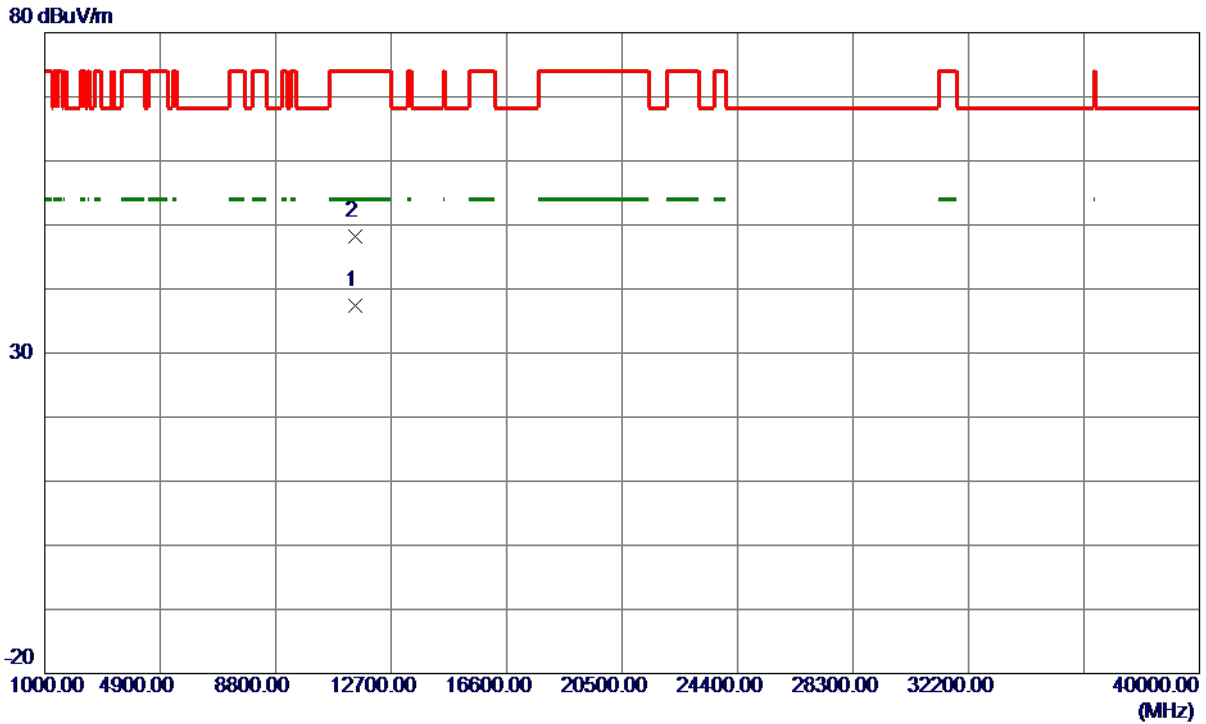
No.	Freq. MHz	Reading Level dBuV/m	Correct Factor dB	Measure ment dBuV/m	Limit dBuV/m	Margin dB	Detector	Comment
1	5697.0000	36.13	16.41	52.54	102.98	-50.44	Peak	
2	5725.0000	37.80	16.52	54.32	122.20	-67.88	Peak	
3 *	5742.0000	84.36	16.59	100.95	122.20	-21.25	Peak	No Limit

REMARKS:

- (1) Measurement Value = Reading Level + Correct Factor.
- (2) Margin Level = Measurement Value - Limit Value.

Orthogonal Axis	X
Test Mode	UNII-3_TX AC (VHT20) Mode 5745 MHz

Horizontal



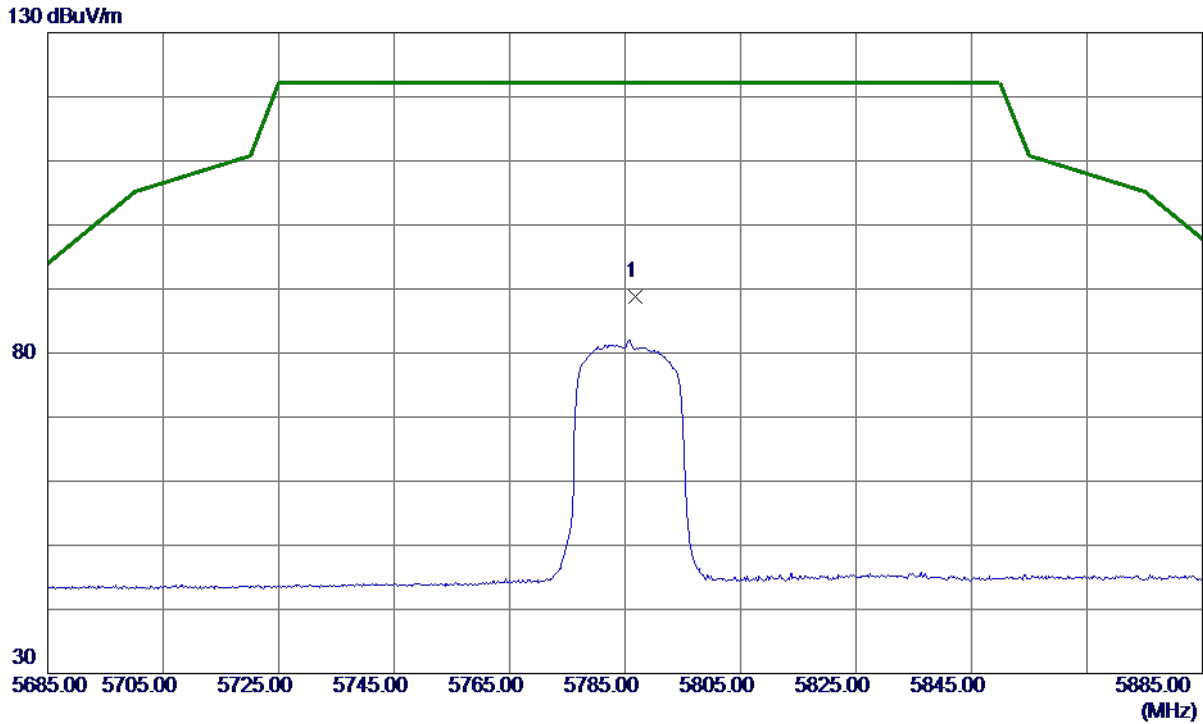
No.	Freq. MHz	Reading Level dBuV/m	Correct Factor dB	Measure ment dBuV/m	Limit dBuV/m	Margin dB	Detector	Comment
1 *	11486.9000	23.30	14.08	37.38	54.00	-16.62	AVG	
2	11493.5100	34.04	14.09	48.13	74.00	-25.87	Peak	

REMARKS:

- (1) Measurement Value = Reading Level + Correct Factor.
- (2) Margin Level = Measurement Value - Limit Value.

Orthogonal Axis	X
Test Mode	UNII-3_TX AC (VHT20) Mode 5785 MHz

Vertical



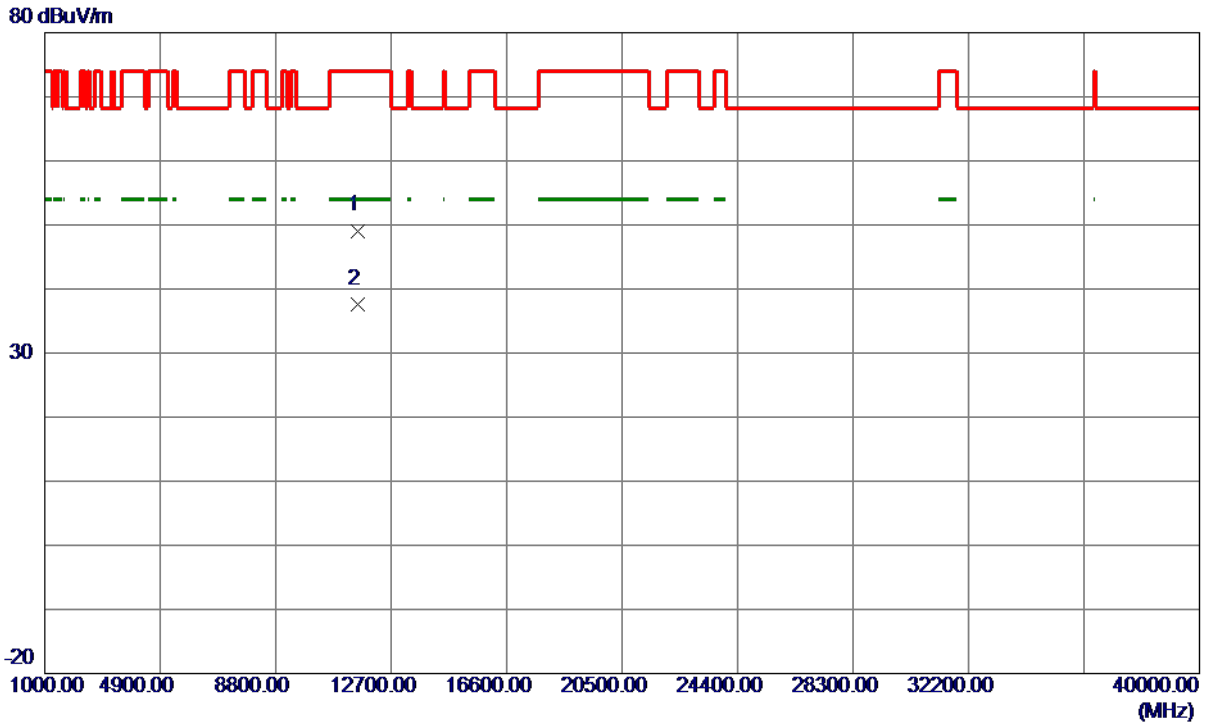
No.	Freq. MHz	Reading Level dBuV/m	Correct Factor dB	Measure ment dBuV/m	Limit dBuV/m	Margin dB	Detector	Comment
1 *	5786.8000	71.99	16.77	88.76	122.20	-33.44	Peak	No Limit

REMARKS:

- (1) Measurement Value = Reading Level + Correct Factor.
- (2) Margin Level = Measurement Value - Limit Value.

Orthogonal Axis	X
Test Mode	UNII-3_TX AC (VHT20) Mode 5785 MHz

Vertical



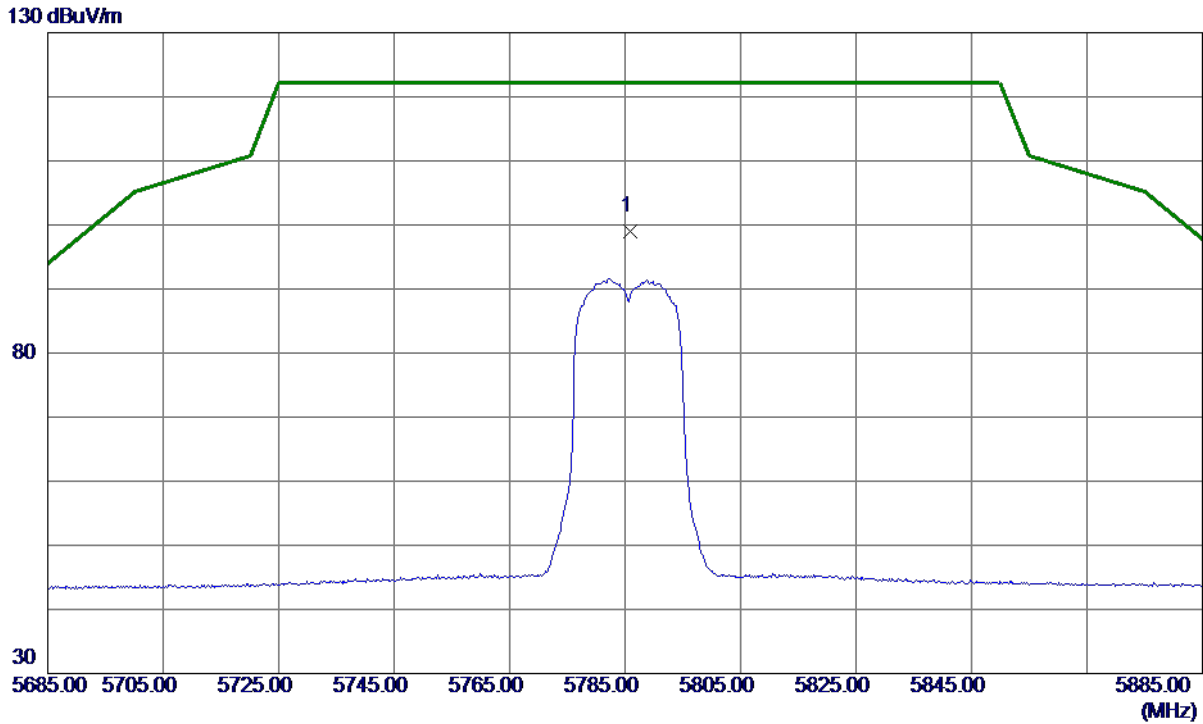
No.	Freq. MHz	Reading Level dBuV/m	Correct Factor dB	Measure ment dBuV/m	Limit dBuV/m	Margin dB	Detector	Comment
1	11565.0599	34.95	14.15	49.10	74.00	-24.90	Peak	
2 *	11571.5000	23.44	14.15	37.59	54.00	-16.41	AVG	

REMARKS:

- (1) Measurement Value = Reading Level + Correct Factor.
- (2) Margin Level = Measurement Value - Limit Value.

Orthogonal Axis	X
Test Mode	UNII-3_TX AC (VHT20) Mode 5785 MHz

Horizontal



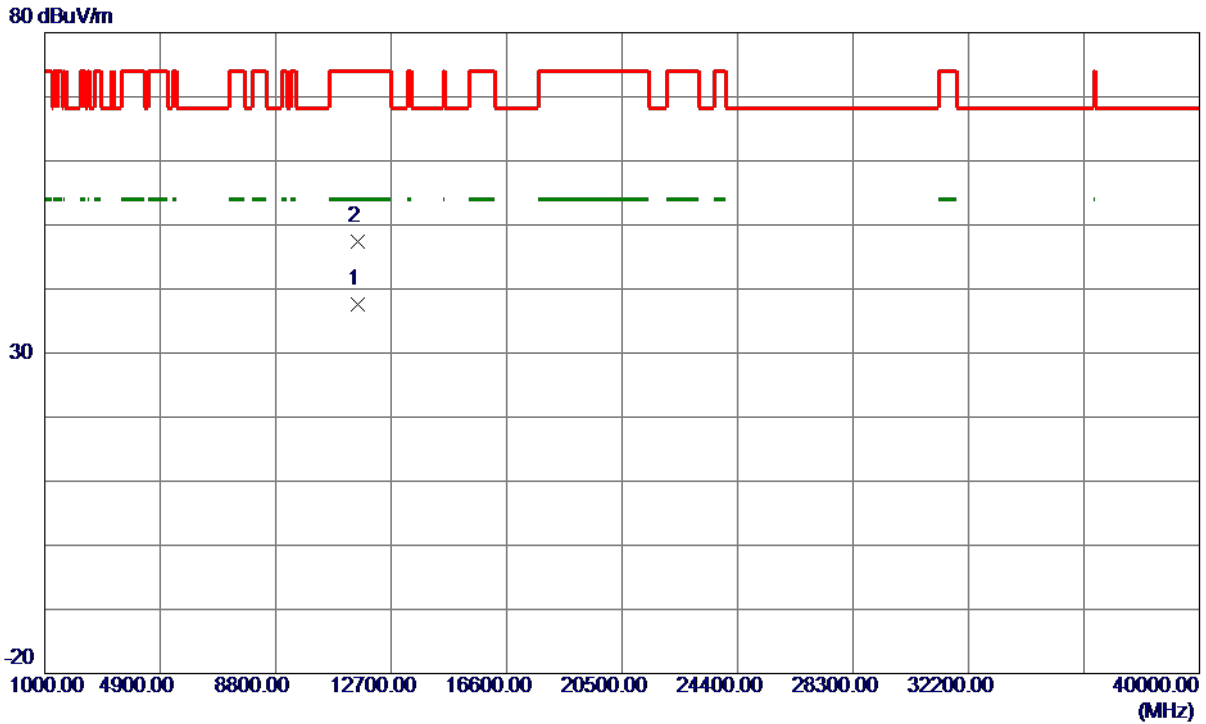
No.	Freq. MHz	Reading Level dBuV/m	Correct Factor dB	Measure ment dBuV/m	Limit dBuV/m	Margin dB	Detector	Comment
1 *	5785.8000	82.25	16.76	99.01	122.20	-23.19	Peak	No Limit

REMARKS:

- (1) Measurement Value = Reading Level + Correct Factor.
- (2) Margin Level = Measurement Value - Limit Value.

Orthogonal Axis	X
Test Mode	UNII-3_TX AC (VHT20) Mode 5785 MHz

Horizontal



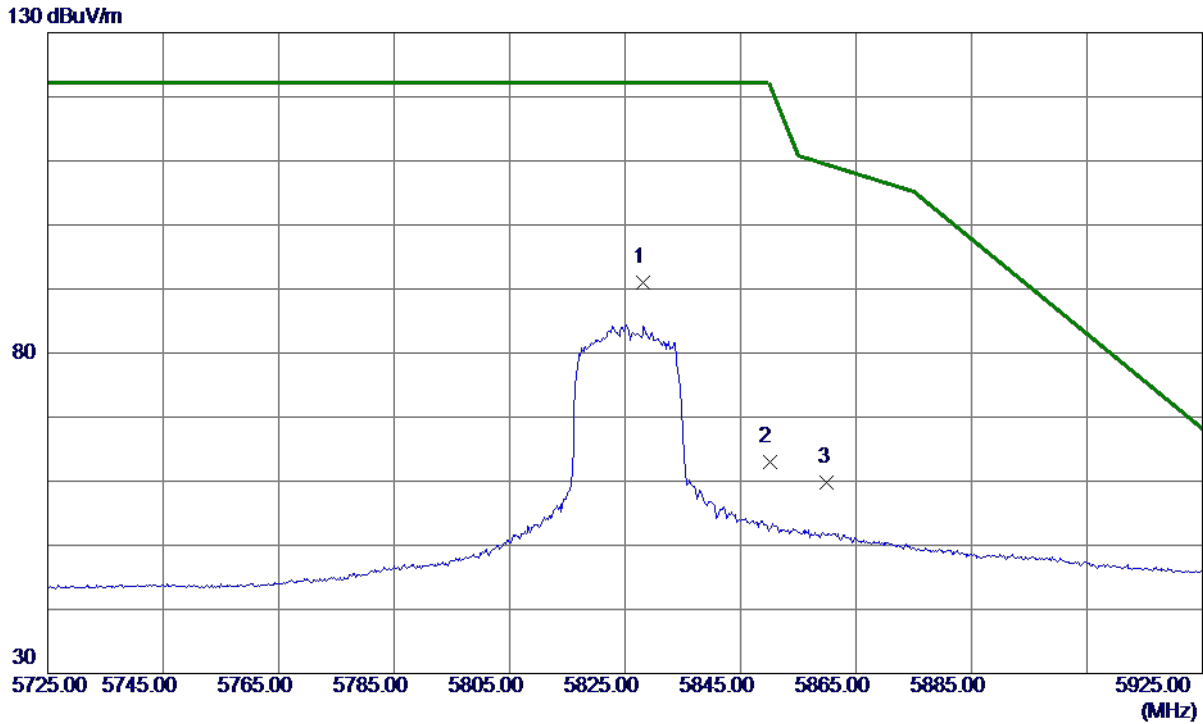
No.	Freq. MHz	Reading Level dBuV/m	Correct Factor dB	Measure ment dBuV/m	Limit dBuV/m	Margin dB	Detector	Comment
1 *	11566.8700	23.45	14.15	37.60	54.00	-16.40	AVG	
2	11567.4400	33.25	14.15	47.40	74.00	-26.60	Peak	

REMARKS:

- (1) Measurement Value = Reading Level + Correct Factor.
- (2) Margin Level = Measurement Value - Limit Value.

Orthogonal Axis	X
Test Mode	UNII-3_TX AC (VHT20) Mode 5825 MHz

Vertical



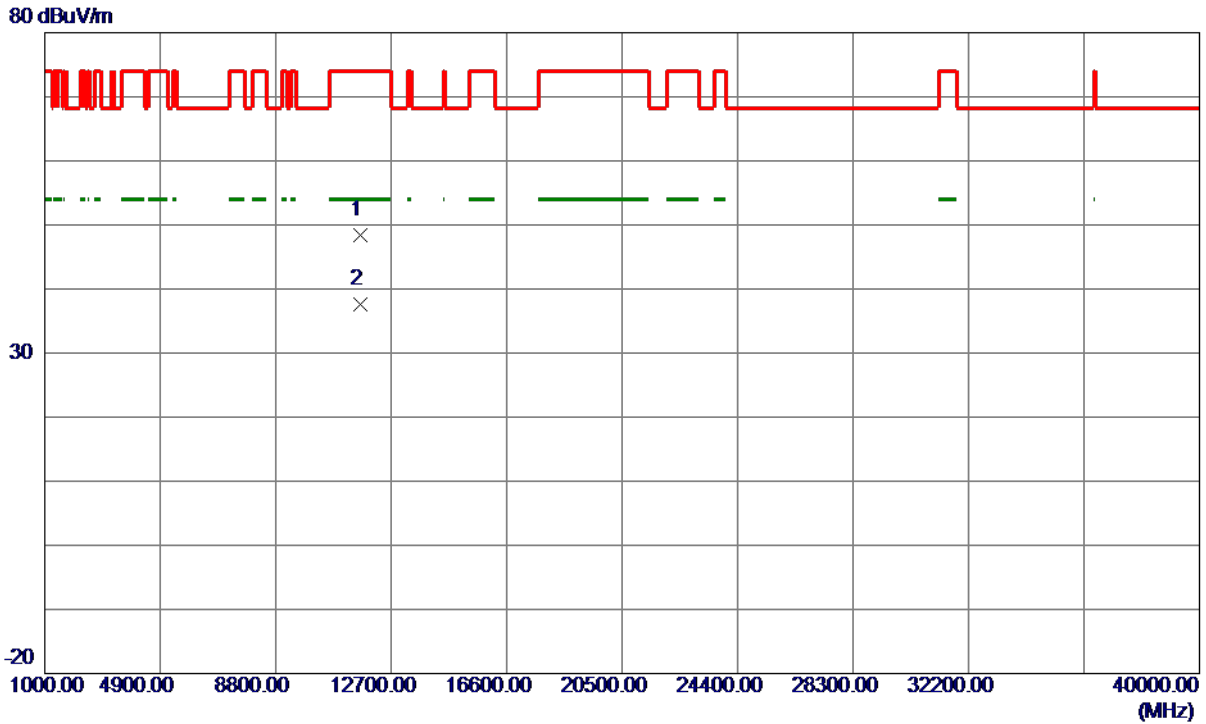
No.	Freq. MHz	Reading Level dBuV/m	Correct Factor dB	Measure ment dBuV/m	Limit dBuV/m	Margin dB	Detector	Comment
1 *	5828.2000	74.07	16.93	91.00	122.20	-31.20	Peak	No Limit
2	5850.0000	45.97	17.02	62.99	122.20	-59.21	Peak	
3	5860.0000	42.76	17.06	59.82	109.40	-49.58	Peak	

REMARKS:

- (1) Measurement Value = Reading Level + Correct Factor.
- (2) Margin Level = Measurement Value - Limit Value.

Orthogonal Axis	X
Test Mode	UNII-3_TX AC (VHT20) Mode 5825 MHz

Vertical



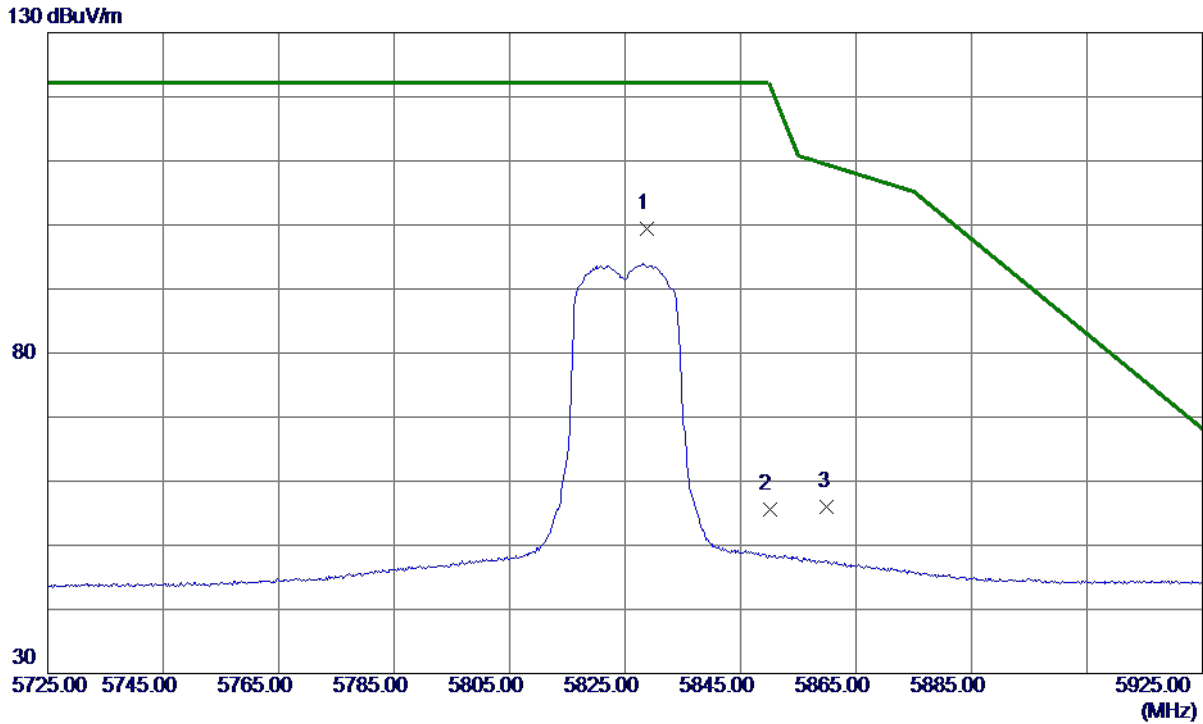
No.	Freq. MHz	Reading Level dBuV/m	Correct Factor dB	Measure ment dBuV/m	Limit dBuV/m	Margin dB	Detector	Comment
1	11649.1600	34.24	14.21	48.45	74.00	-25.55	Peak	
2 *	11651.0700	23.45	14.21	37.66	54.00	-16.34	AVG	

REMARKS:

- (1) Measurement Value = Reading Level + Correct Factor.
- (2) Margin Level = Measurement Value - Limit Value.

Orthogonal Axis	X
Test Mode	UNII-3_TX AC (VHT20) Mode 5825 MHz

Horizontal



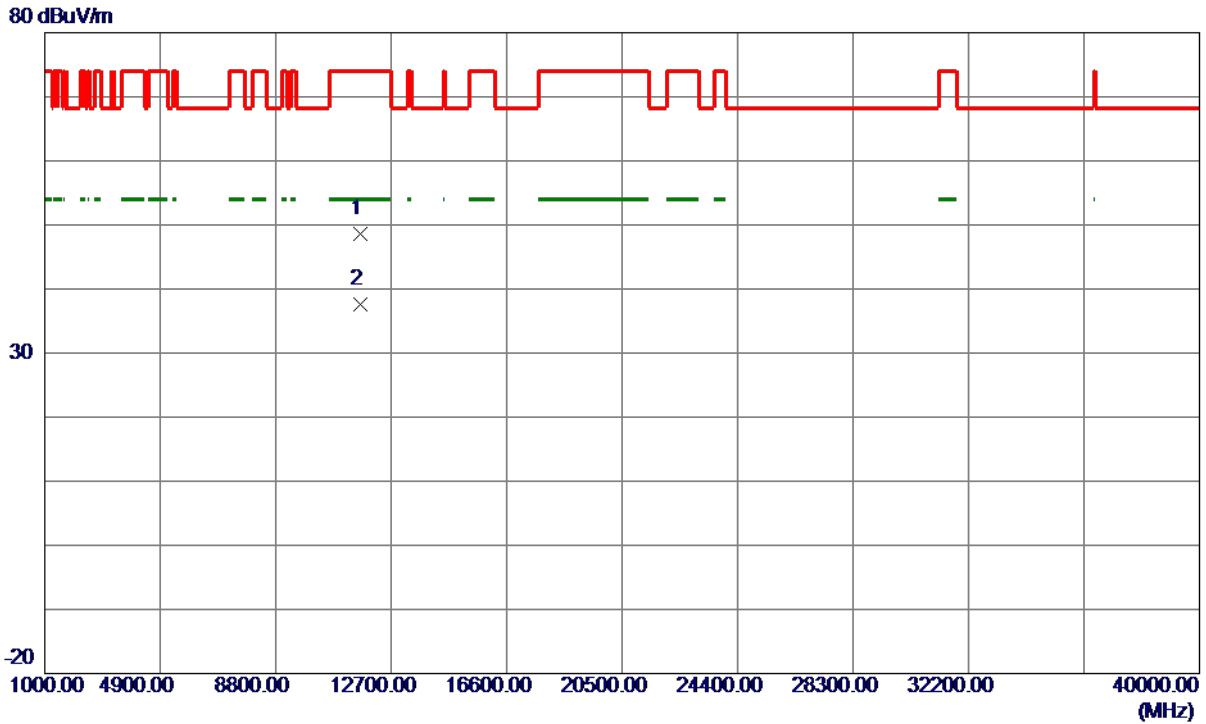
No.	Freq. MHz	Reading Level dBuV/m	Correct Factor dB	Measure ment dBuV/m	Limit dBuV/m	Margin dB	Detector	Comment
1 *	5828.8000	82.38	16.93	99.31	122.20	-22.89	Peak	No Limit
2	5850.0000	38.59	17.02	55.61	122.20	-66.59	Peak	
3	5860.0000	38.93	17.06	55.99	109.40	-53.41	Peak	

REMARKS:

- (1) Measurement Value = Reading Level + Correct Factor.
- (2) Margin Level = Measurement Value - Limit Value.

Orthogonal Axis	X
Test Mode	UNII-3_TX AC (VHT20) Mode 5825 MHz

Horizontal



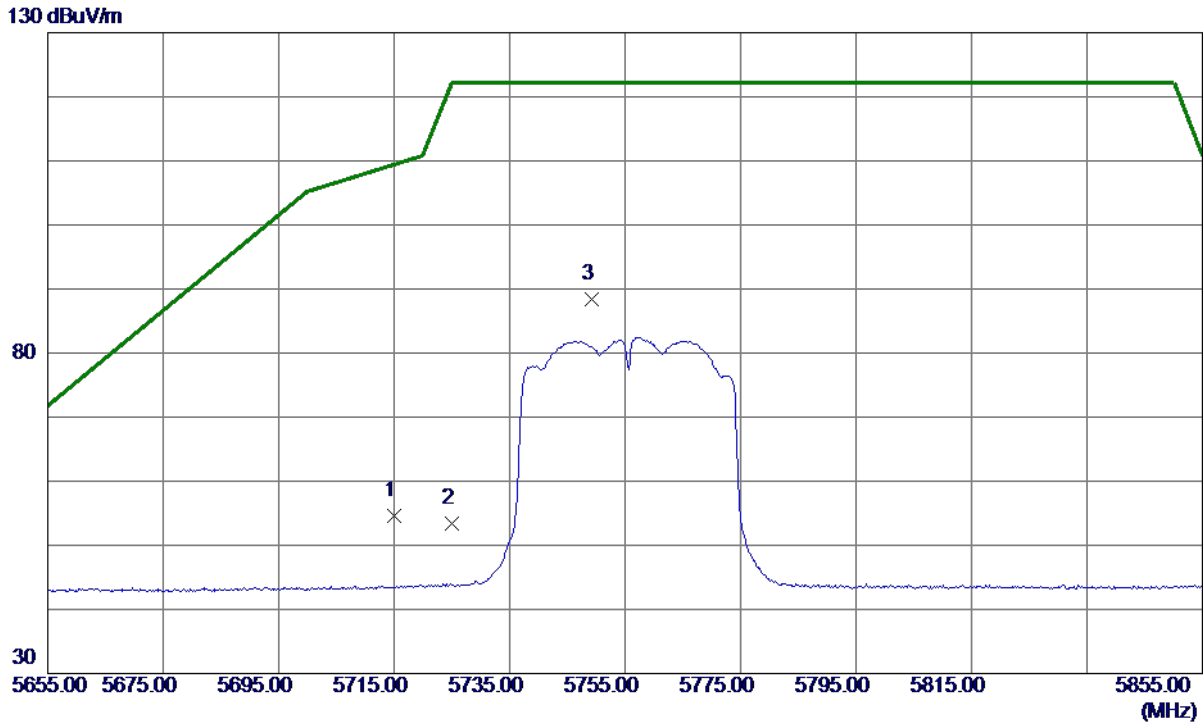
No.	Freq. MHz	Reading Level dBuV/m	Correct Factor dB	Measure ment dBuV/m	Limit dBuV/m	Margin dB	Detector	Comment
1	11647.7500	34.38	14.21	48.59	74.00	-25.41	Peak	
2 *	11653.4400	23.41	14.22	37.63	54.00	-16.37	AVG	

REMARKS:

- (1) Measurement Value = Reading Level + Correct Factor.
- (2) Margin Level = Measurement Value - Limit Value.

Orthogonal Axis	X
Test Mode	UNII-3_TX AC (VHT40) Mode 5755 MHz

Vertical



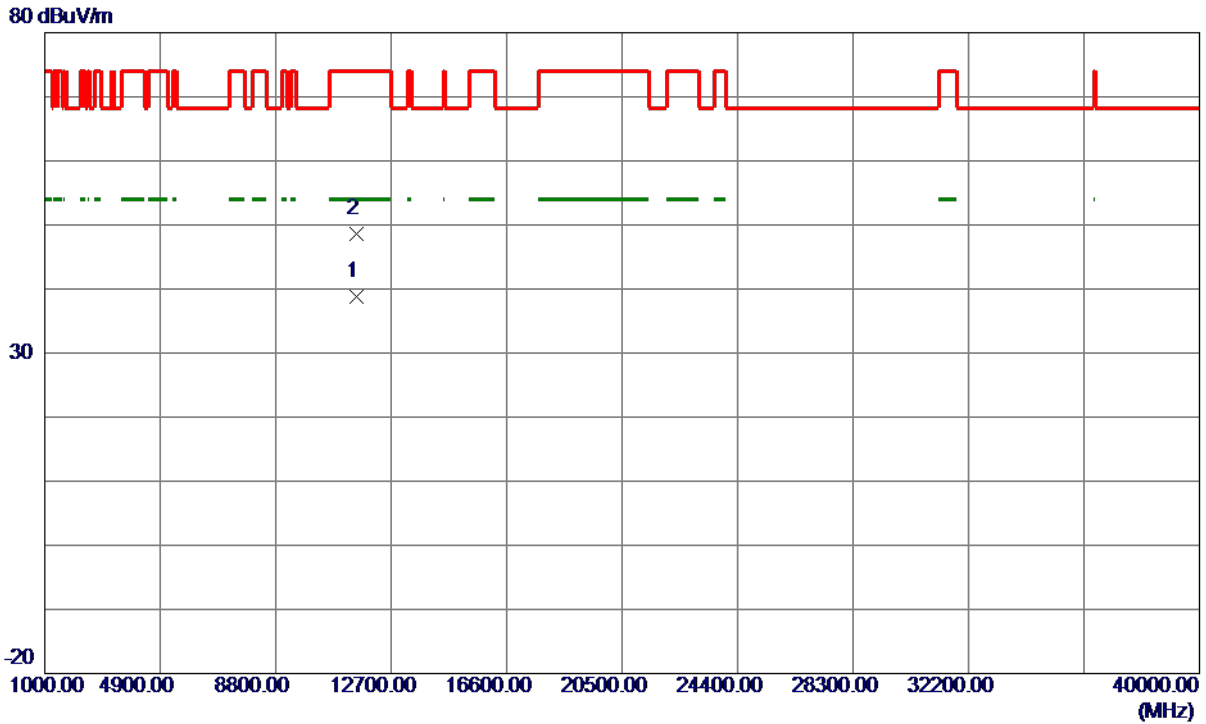
No.	Freq. MHz	Reading Level dBuV/m	Correct Factor dB	Measure ment dBuV/m	Limit dBuV/m	Margin dB	Detector	Comment
1	5715.0000	38.14	16.48	54.62	109.40	-54.78	Peak	
2	5725.0000	36.83	16.52	53.35	122.20	-68.85	Peak	
3 *	5749.2000	71.81	16.62	88.43	122.20	-33.77	Peak	No Limit

REMARKS:

- (1) Measurement Value = Reading Level + Correct Factor.
- (2) Margin Level = Measurement Value - Limit Value.

Orthogonal Axis	X
Test Mode	UNII-3_TX AC (VHT40) Mode 5755 MHz

Vertical



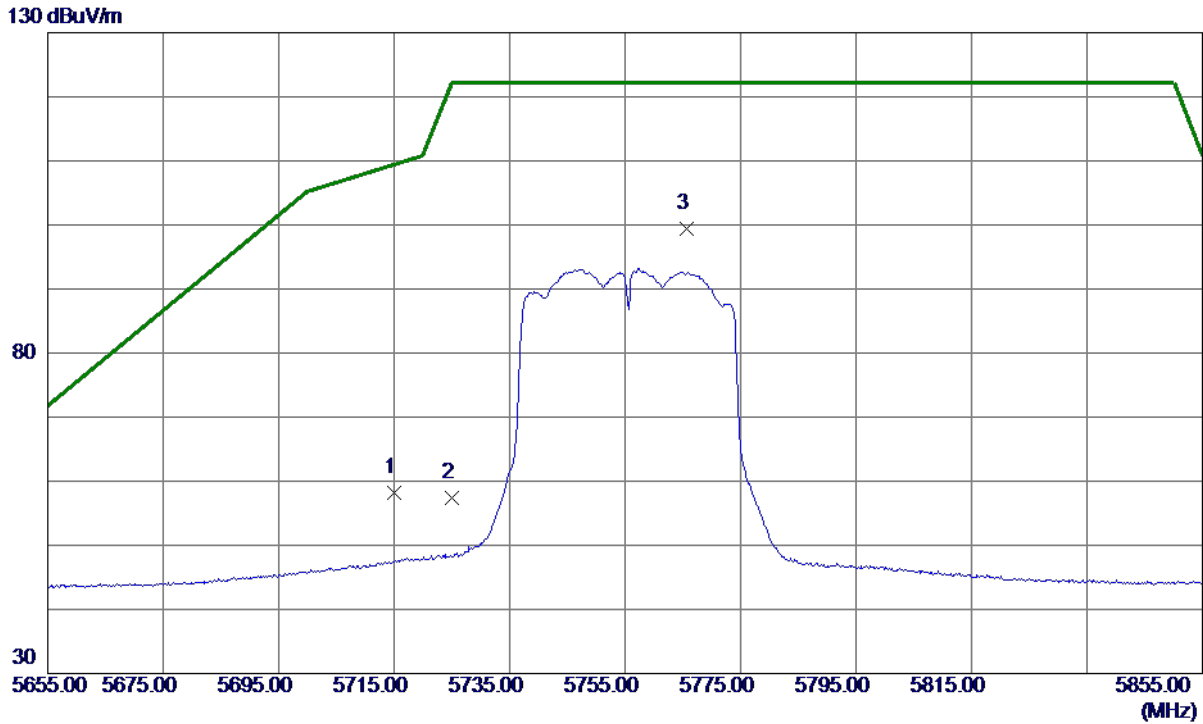
No.	Freq. MHz	Reading Level dBuV/m	Correct Factor dB	Measure ment dBuV/m	Limit dBuV/m	Margin dB	Detector	Comment
1 *	11511.5100	24.72	14.10	38.82	54.00	-15.18	AVG	
2	11511.7900	34.51	14.10	48.61	74.00	-25.39	Peak	

REMARKS:

- (1) Measurement Value = Reading Level + Correct Factor.
- (2) Margin Level = Measurement Value - Limit Value.

Orthogonal Axis	X
Test Mode	UNII-3_TX AC (VHT40) Mode 5755 MHz

Horizontal



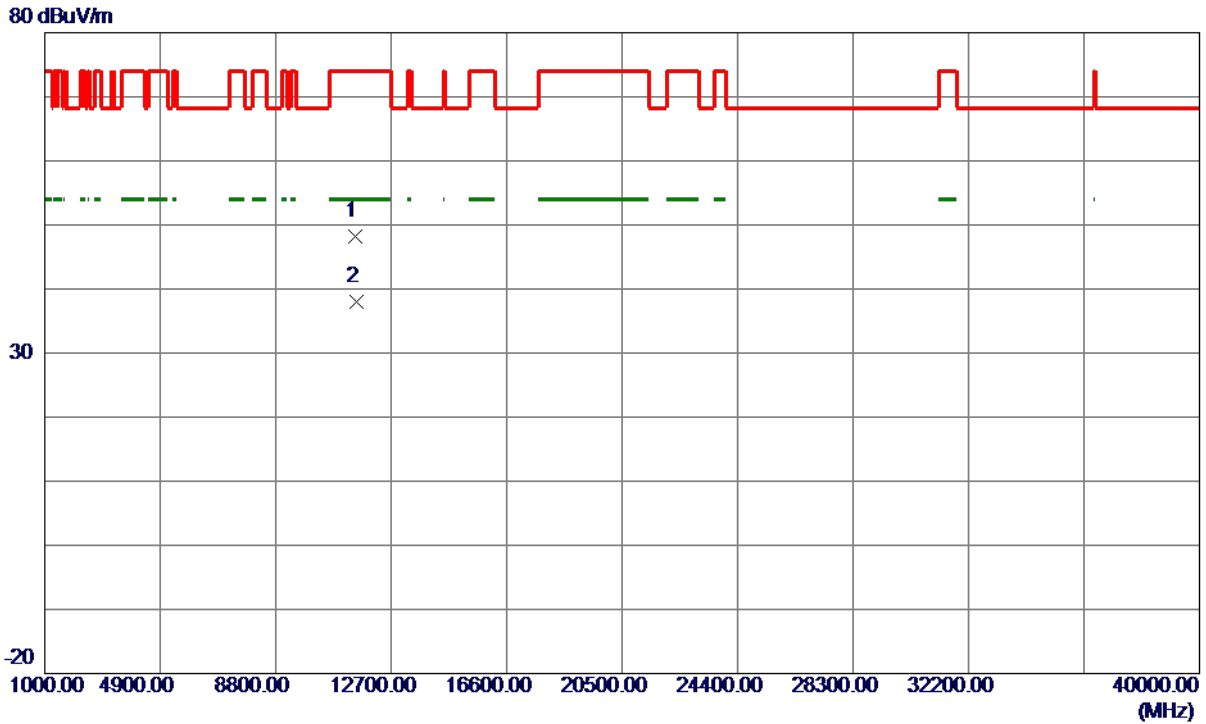
No.	Freq. MHz	Reading Level dBuV/m	Correct Factor dB	Measurement dBuV/m	Limit dBuV/m	Margin dB	Detector	Comment
1	5715.0000	41.76	16.48	58.24	109.40	-51.16	Peak	
2	5725.0000	40.97	16.52	57.49	122.20	-64.71	Peak	
3 *	5765.6000	82.71	16.68	99.39	122.20	-22.81	Peak	No Limit

REMARKS:

- (1) Measurement Value = Reading Level + Correct Factor.
- (2) Margin Level = Measurement Value - Limit Value.

Orthogonal Axis	X
Test Mode	UNII-3_TX AC (VHT40) Mode 5755 MHz

Horizontal



No.	Freq. MHz	Reading Level dBuV/m	Correct Factor dB	Measure ment dBuV/m	Limit dBuV/m	Margin dB	Detector	Comment
1	11505.6300	34.03	14.10	48.13	74.00	-25.87	Peak	
2 *	11511.6300	23.99	14.10	38.09	54.00	-15.91	AVG	

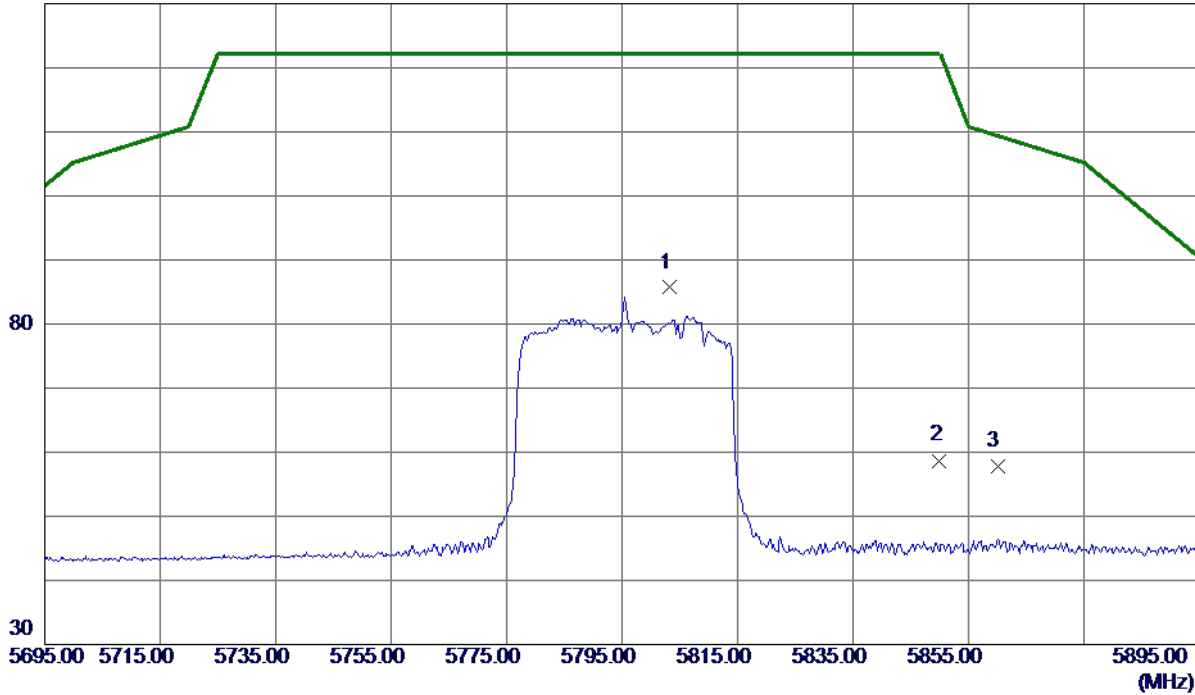
REMARKS:

- (1) Measurement Value = Reading Level + Correct Factor.
- (2) Margin Level = Measurement Value - Limit Value.

Orthogonal Axis	X
Test Mode	UNII-3_TX AC (VHT40) Mode 5795 MHz

Vertical

130 dBuV/m



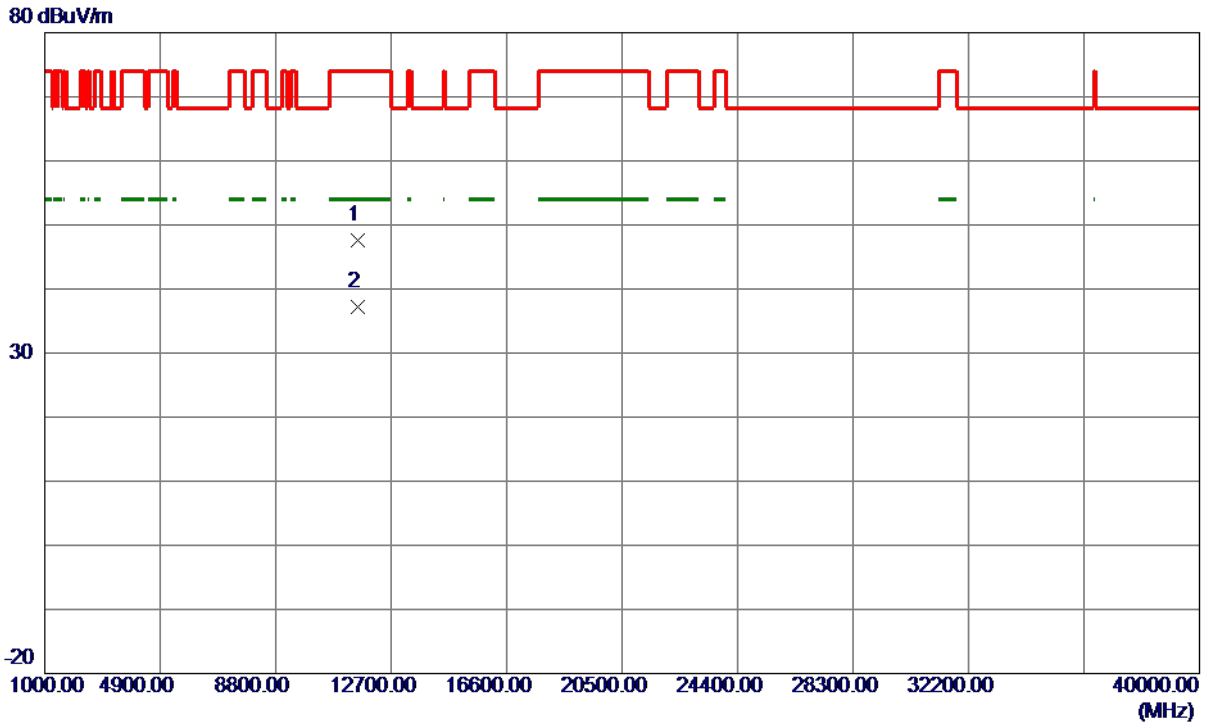
No.	Freq. MHz	Reading Level dBuV/m	Correct Factor dB	Measure ment dBuV/m	Limit dBuV/m	Margin dB	Detector	Comment
1 *	5803.2000	68.87	16.83	85.70	122.20	-36.50	Peak	No Limit
2	5850.0000	41.68	17.02	58.70	122.20	-63.50	Peak	
3	5860.0000	40.69	17.06	57.75	109.40	-51.65	Peak	

REMARKS:

- (1) Measurement Value = Reading Level + Correct Factor.
- (2) Margin Level = Measurement Value - Limit Value.

Orthogonal Axis	X
Test Mode	UNII-3_TX AC (VHT40) Mode 5795 MHz

Vertical



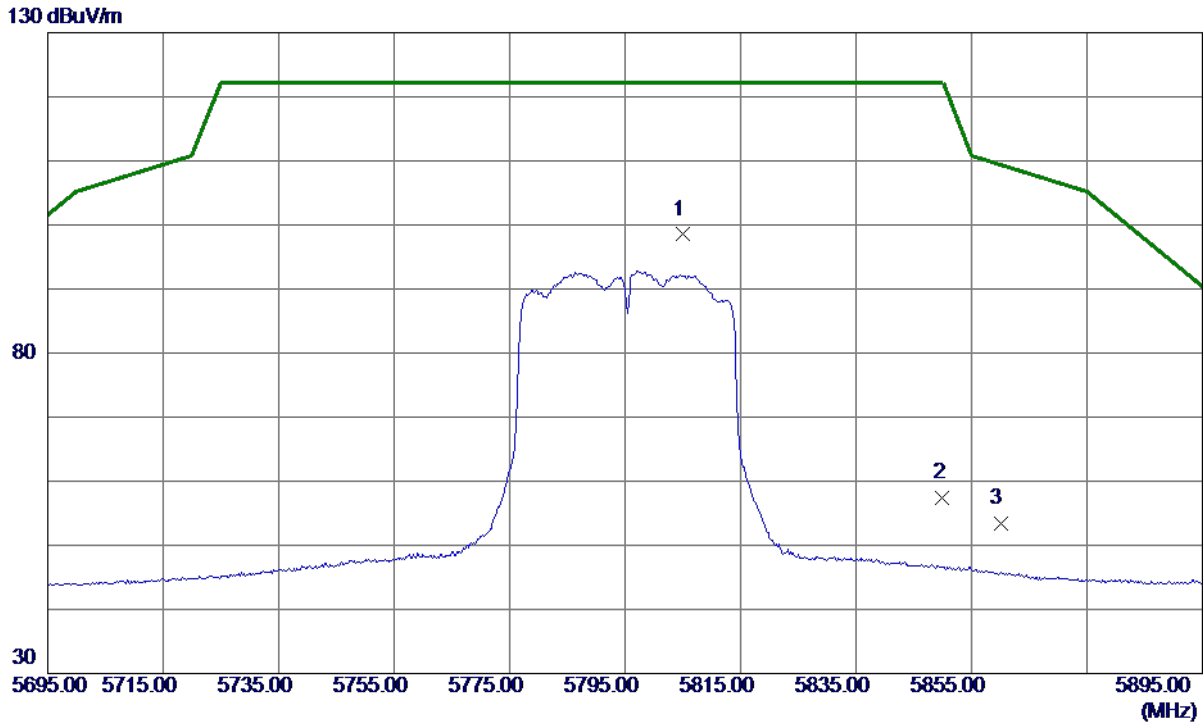
No.	Freq. MHz	Reading Level dBuV/m	Correct Factor dB	Measurement dBuV/m	Limit dBuV/m	Margin dB	Detector	Comment
1	11587.7500	33.35	14.16	47.51	74.00	-26.49	Peak	
2 *	11588.1600	23.10	14.16	37.26	54.00	-16.74	AVG	

REMARKS:

- (1) Measurement Value = Reading Level + Correct Factor.
- (2) Margin Level = Measurement Value - Limit Value.

Orthogonal Axis	X
Test Mode	UNII-3_TX AC (VHT40) Mode 5795 MHz

Horizontal



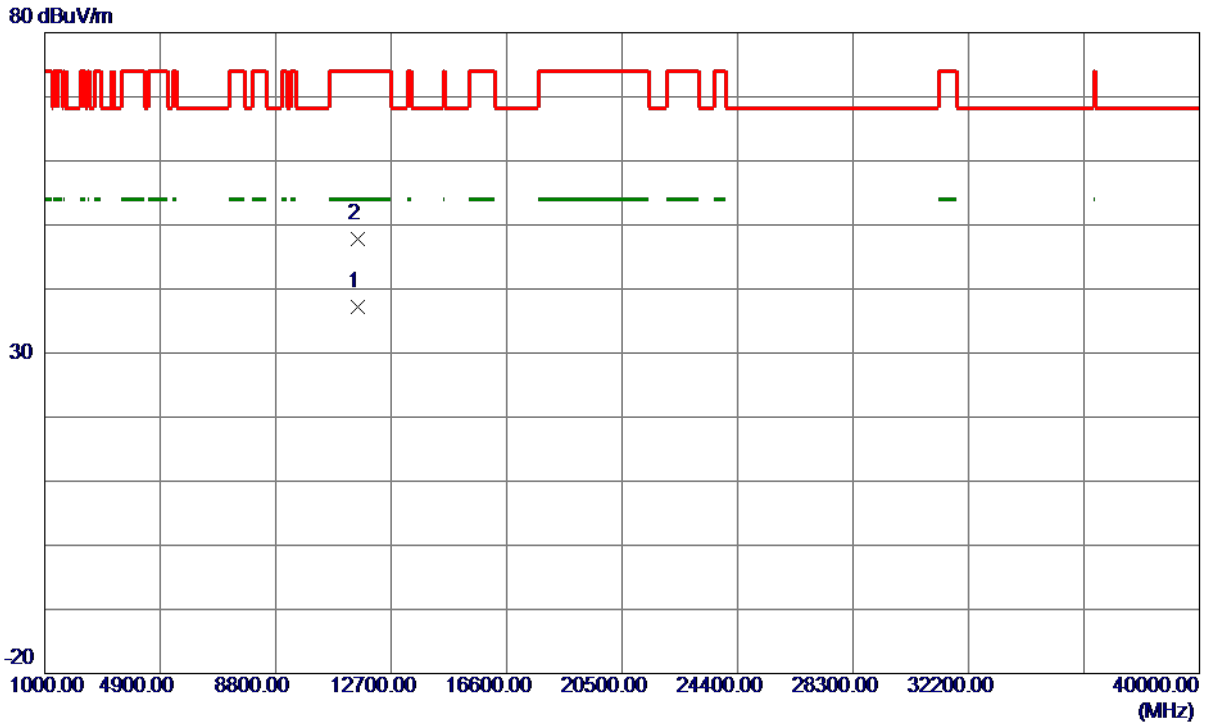
No.	Freq. MHz	Reading Level dBuV/m	Correct Factor dB	Measure ment dBuV/m	Limit dBuV/m	Margin dB	Detector	Comment
1 *	5805.0000	81.66	16.84	98.50	122.20	-23.70	Peak	No Limit
2	5850.0000	40.40	17.02	57.42	122.20	-64.78	Peak	
3	5860.0000	36.26	17.06	53.32	109.40	-56.08	Peak	

REMARKS:

- (1) Measurement Value = Reading Level + Correct Factor.
- (2) Margin Level = Measurement Value - Limit Value.

Orthogonal Axis	X
Test Mode	UNII-3_TX AC (VHT40) Mode 5795 MHz

Horizontal



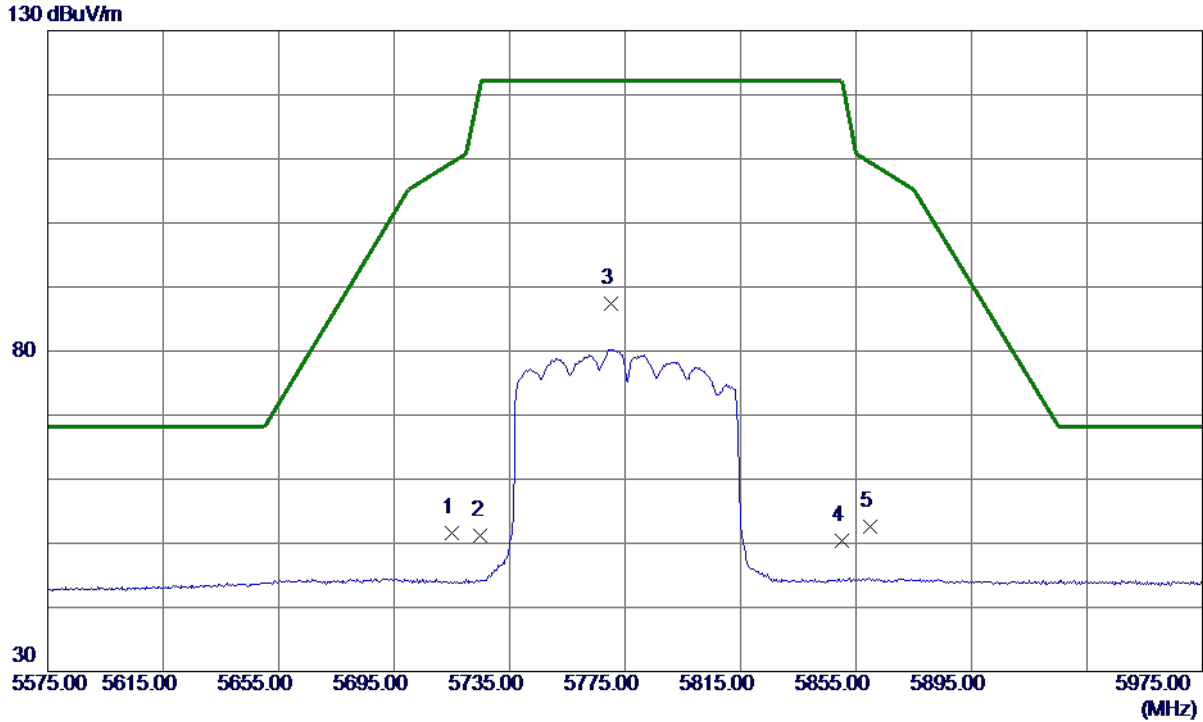
No.	Freq. MHz	Reading Level dBuV/m	Correct Factor dB	Measure ment dBuV/m	Limit dBuV/m	Margin dB	Detector	Comment
1 *	11589.4200	22.96	14.17	37.13	54.00	-16.87	AVG	
2	11591.2100	33.71	14.17	47.88	74.00	-26.12	Peak	

REMARKS:

- (1) Measurement Value = Reading Level + Correct Factor.
- (2) Margin Level = Measurement Value - Limit Value.

Orthogonal Axis	X
Test Mode	UNII-3_TX AC (VHT80) Mode 5775 MHz

Vertical



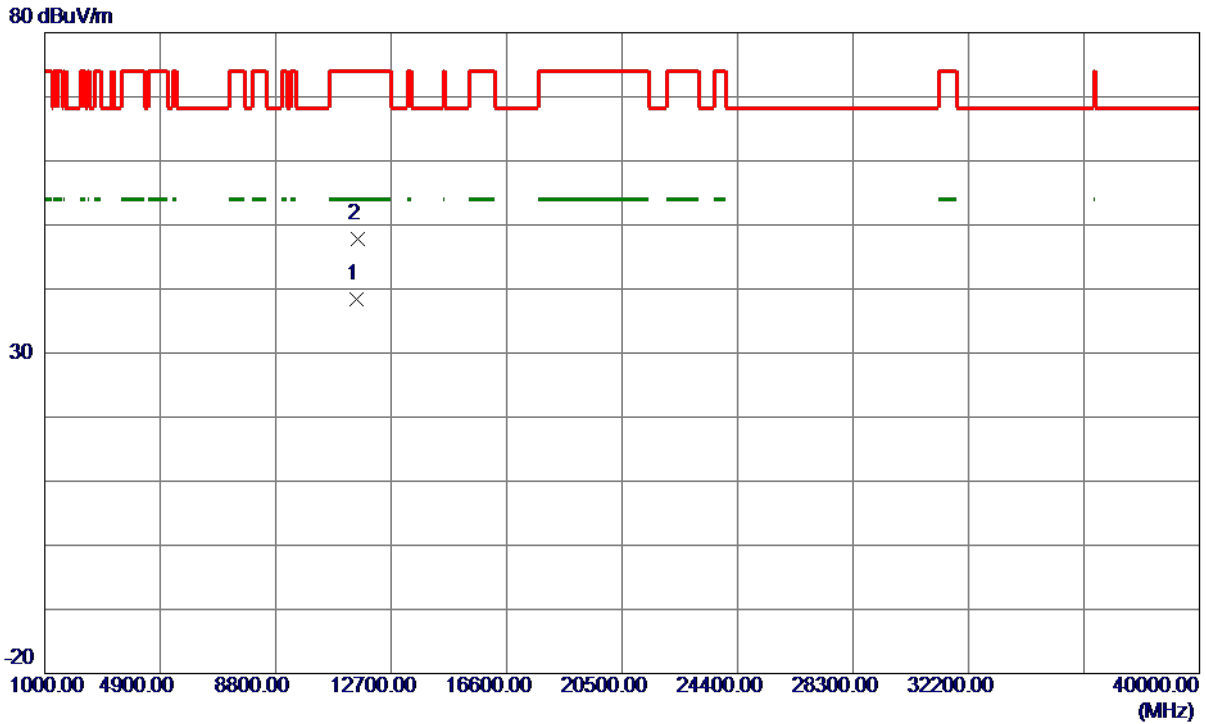
No.	Freq. MHz	Reading Level dBuV/m	Correct Factor dB	Measure ment dBuV/m	Limit dBuV/m	Margin dB	Detector	Comment
1	5715.0000	35.08	16.48	51.56	109.40	-57.84	Peak	
2	5725.0000	34.59	16.52	51.11	122.20	-71.09	Peak	
3 *	5770.2000	70.72	16.70	87.42	122.20	-34.78	Peak	No Limit
4	5850.0000	33.32	17.02	50.34	122.20	-71.86	Peak	
5	5860.0000	35.63	17.06	52.69	109.40	-56.71	Peak	

REMARKS:

- (1) Measurement Value = Reading Level + Correct Factor.
- (2) Margin Level = Measurement Value - Limit Value.

Orthogonal Axis	X
Test Mode	UNII-3_TX AC (VHT80) Mode 5775 MHz

Vertical



No.	Freq. MHz	Reading Level dBuV/m	Correct Factor dB	Measure ment dBuV/m	Limit dBuV/m	Margin dB	Detector	Comment
1 *	11551.4200	24.27	14.14	38.41	54.00	-15.59	AVG	
2	11552.2100	33.75	14.14	47.89	74.00	-26.11	Peak	

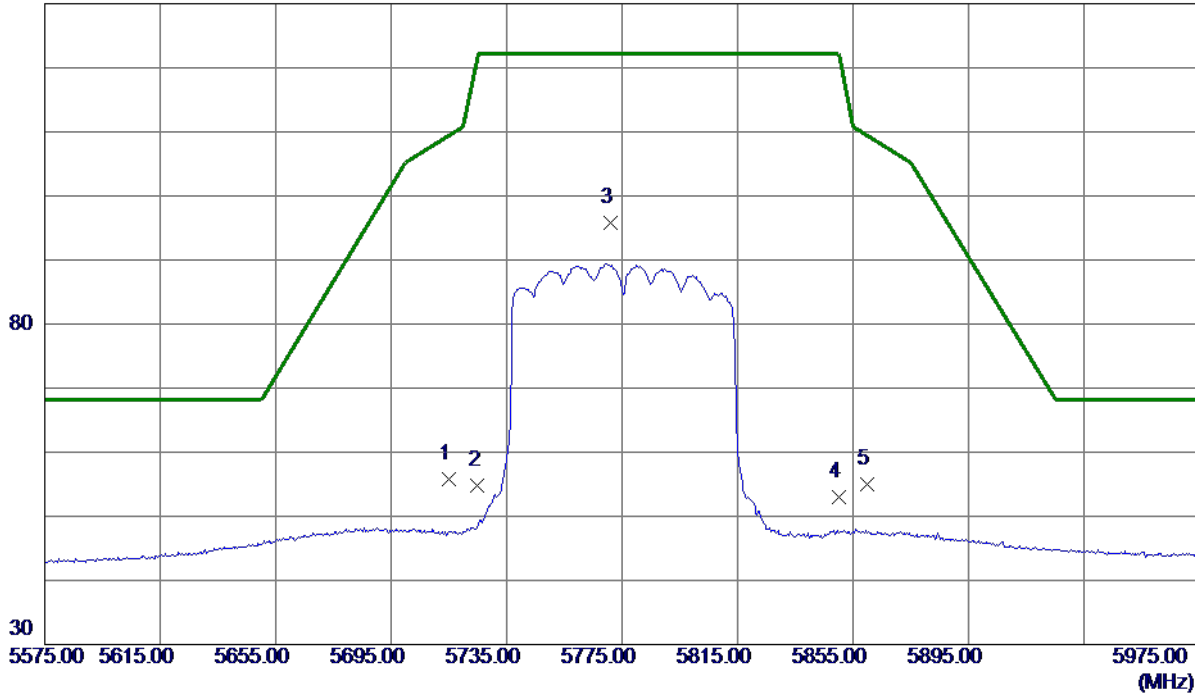
REMARKS:

- (1) Measurement Value = Reading Level + Correct Factor.
- (2) Margin Level = Measurement Value - Limit Value.

Orthogonal Axis	X
Test Mode	UNII-3_TX AC (VHT80) Mode 5775 MHz

Horizontal

130 dBuV/m



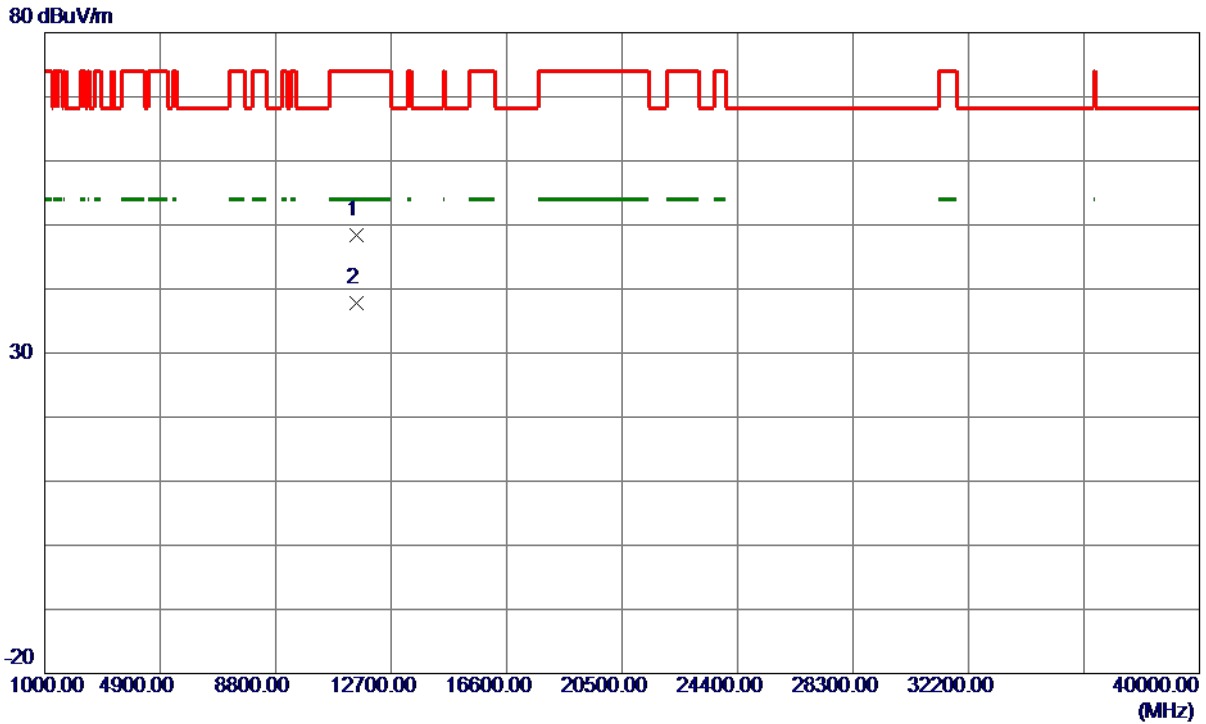
No.	Freq. MHz	Reading Level dBuV/m	Correct Factor dB	Measure ment dBuV/m	Limit dBuV/m	Margin dB	Detector	Comment
1	5715.0000	39.28	16.48	55.76	109.40	-53.64	Peak	
2	5725.0000	38.25	16.52	54.77	122.20	-67.43	Peak	
3 *	5771.0000	79.02	16.71	95.73	122.20	-26.47	Peak	No Limit
4	5850.0000	35.92	17.02	52.94	122.20	-69.26	Peak	
5	5860.0000	38.02	17.06	55.08	109.40	-54.32	Peak	

REMARKS:

- (1) Measurement Value = Reading Level + Correct Factor.
- (2) Margin Level = Measurement Value - Limit Value.

Orthogonal Axis	X
Test Mode	UNII-3_TX AC (VHT80) Mode 5775 MHz

Horizontal



No.	Freq. MHz	Reading Level dBuV/m	Correct Factor dB	Measure ment dBuV/m	Limit dBuV/m	Margin dB	Detector	Comment
1	11547.5300	34.26	14.13	48.39	74.00	-25.61	Peak	
2 *	11551.4600	23.74	14.14	37.88	54.00	-16.12	AVG	

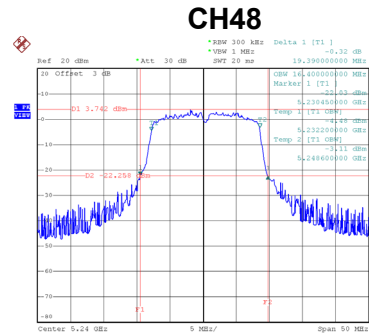
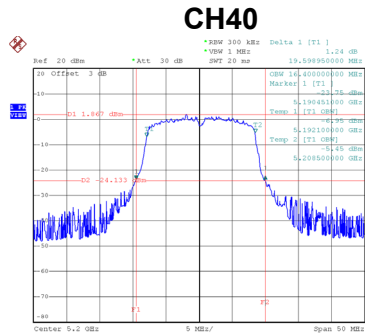
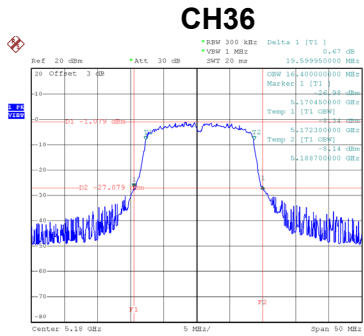
REMARKS:

- (1) Measurement Value = Reading Level + Correct Factor.
- (2) Margin Level = Measurement Value - Limit Value.

APPENDIX E - BANDWIDTH

Test Mode	UNII-1_TX A Mode
-----------	------------------

Channel	Frequency (MHz)	26 dB Bandwidth (MHz)	99 % Emission Bandwidth (MHz)
36	5180	19.60	16.40
40	5200	19.60	16.40
48	5240	19.39	16.40



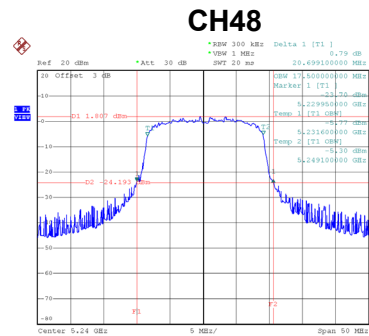
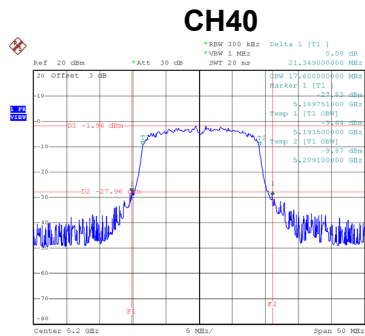
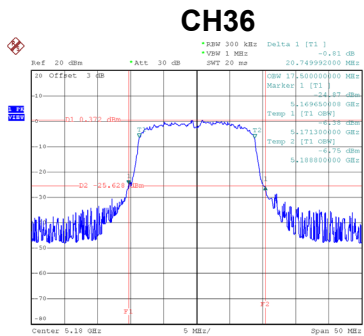
Date: 22.MAR.2019 14:51:06

Date: 22.MAR.2019 14:52:46

Date: 22.MAR.2019 14:54:45

Test Mode	UNII-1_TX N (HT20) Mode
-----------	-------------------------

Channel	Frequency (MHz)	26 dB Bandwidth (MHz)	99 % Emission Bandwidth (MHz)
36	5180	20.75	17.50
40	5200	21.35	17.60
48	5240	20.70	17.50



Date: 22.MAR.2019 15:25:18

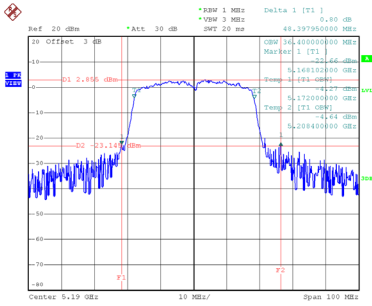
Date: 22.MAR.2019 15:27:59

Date: 22.MAR.2019 15:29:08

Test Mode UNII-1_TX N (HT40) Mode

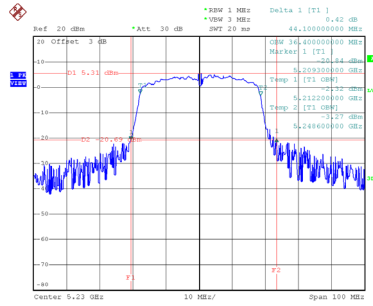
Channel	Frequency (MHz)	26 dB Bandwidth (MHz)	99 % Emission Bandwidth (MHz)
38	5190	48.40	36.40
46	5230	44.10	36.40

CH38



Date: 22.MAR.2019 15:59:51

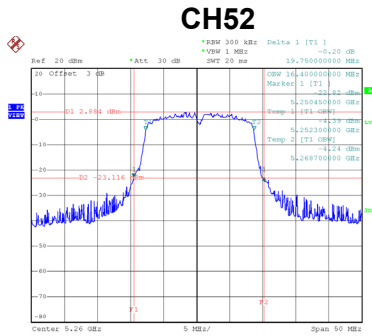
CH46



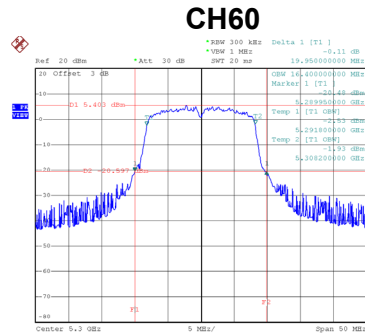
Date: 22.MAR.2019 16:01:04

Test Mode	UNII-2A_TX A Mode
-----------	-------------------

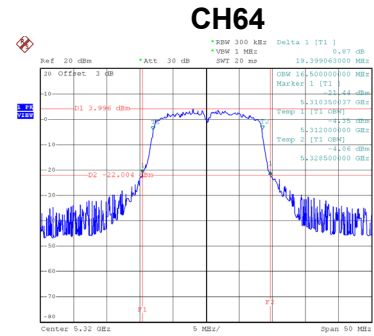
Channel	Frequency (MHz)	26 dB Bandwidth (MHz)	99 % Emission Bandwidth (MHz)
52	5260	19.75	16.40
60	5300	19.95	16.40
64	5320	19.40	16.50



Date: 22_MAR.2019 14:56:17



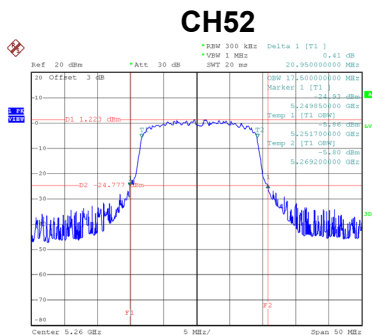
Date: 22_MAR.2019 15:05:20



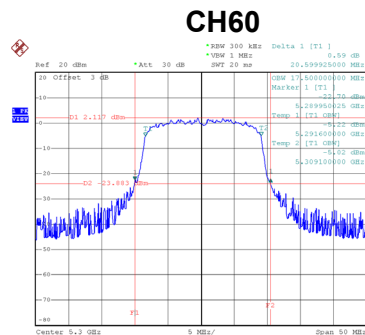
Date: 22_MAR.2019 15:06:55

Test Mode	UNII-2A_TX N (HT20) Mode
-----------	--------------------------

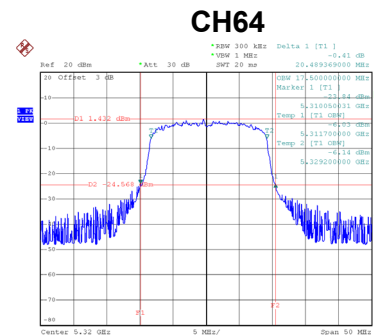
Channel	Frequency (MHz)	26 dB Bandwidth (MHz)	99 % Emission Bandwidth (MHz)
52	5260	20.95	17.50
60	5300	20.60	17.50
64	5320	20.49	17.50



Date: 22_MAR.2019 15:32:23



Date: 22_MAR.2019 15:34:04

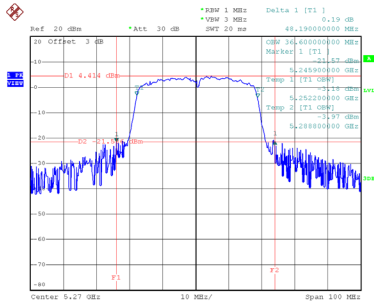


Date: 22_MAR.2019 15:35:09

Test Mode UNII-2A_TX N (HT40) Mode

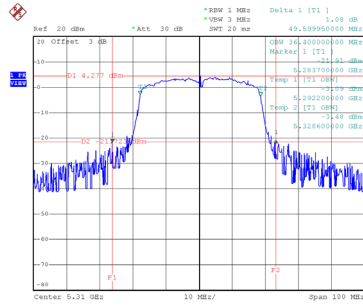
Channel	Frequency (MHz)	26 dB Bandwidth (MHz)	99 % Emission Bandwidth (MHz)
54	5270	48.19	36.60
62	5310	49.60	36.40

CH54



Date: 22.MAR.2019 16:02:19

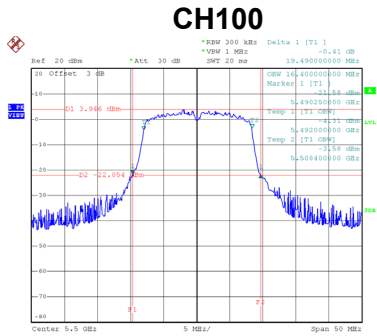
CH62



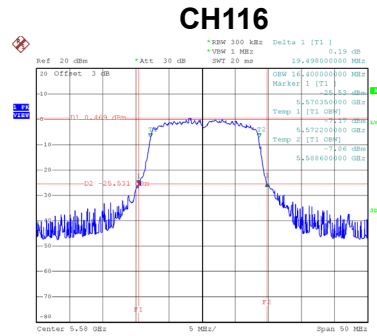
Date: 22.MAR.2019 16:04:05

Test Mode	UNII-2C_TX A Mode
-----------	-------------------

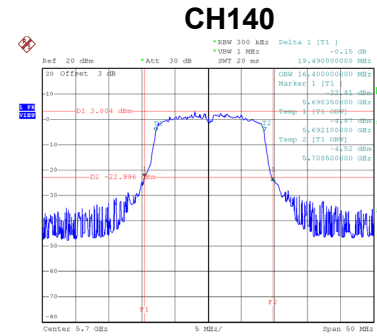
Channel	Frequency (MHz)	26 dB Bandwidth (MHz)	99 % Emission Bandwidth (MHz)
100	5500	19.49	16.40
116	5580	19.50	16.40
140	5700	19.49	16.40



Date: 22_MAR.2019 15:08:44



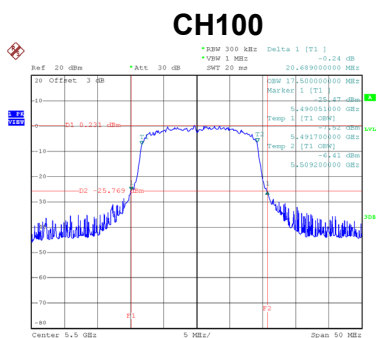
Date: 22_MAR.2019 15:00:31



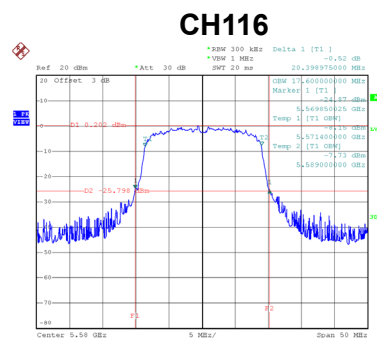
Date: 22_MAR.2019 15:10:02

Test Mode	UNII-2C_TX N (HT20) Mode
-----------	--------------------------

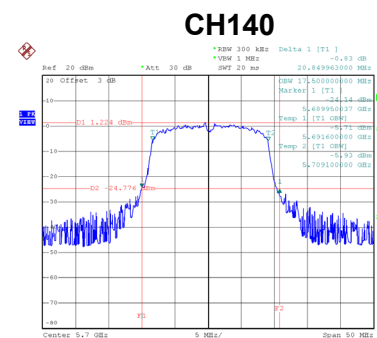
Channel	Frequency (MHz)	26 dB Bandwidth (MHz)	99 % Emission Bandwidth (MHz)
100	5500	20.69	17.50
116	5580	20.40	17.60
140	5700	20.85	17.50



Date: 22_MAR.2019 15:36:13



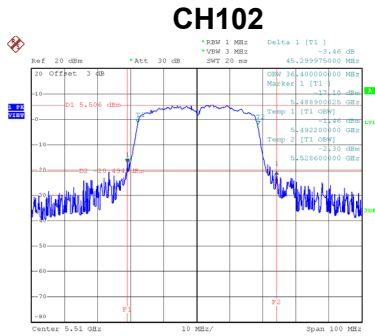
Date: 22_MAR.2019 15:38:00



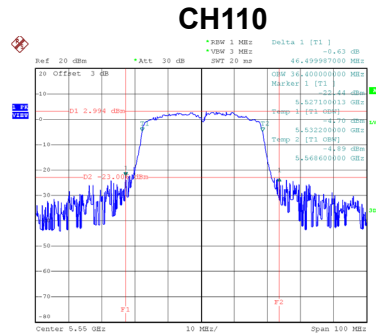
Date: 22_MAR.2019 15:39:05

Test Mode	UNII-2C_TX N (HT40) Mode
-----------	--------------------------

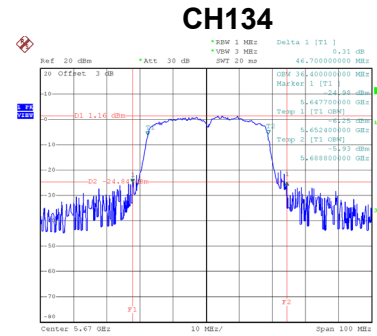
Channel	Frequency (MHz)	26 dB Bandwidth (MHz)	99 % Emission Bandwidth (MHz)
102	5510	45.30	36.40
110	5550	46.50	36.40
134	5670	46.70	36.40



Date: 22_MAR.2019 16:05:14



Date: 22_MAR.2019 16:07:29



Date: 22_MAR.2019 16:09:15