

MAXHUB



WiFi Module User Manual

Note: All the pictures in this manual are for reference only, subject to our available products.

◆ Safety Warning

Before using and operating this device, please read thoroughly and comply with the following precautions in order to prevent accidents or inaccurate operations.

◆ Placement

- DO NOT charge or use the device in dusty or wet conditions, to prevent internal circuit failure.
- Keep the device away from heat sources such as an electric heater.
- Normal operating temperature is 0–40°C, normal operating humidity is 10%–90%RH.

◆ Children Safety

- The product and accessories may contain some small-part. Please place them beyond the reach of children in avoidance of swallowing danger.

◆ Water Precaution

- The product is not waterproof, please keep it dry.

◆ Maintenance

- When the equipment is damaged, please do not disassemble it for repair without permission, please call customer service to report for repair.
- Please contact professional service personnel for maintenance services.
- DO NOT insert any sharp or pointed object into the device.
- Prevent the device from falls and collisions with other objects, which may cause damages.

◆ Avertissement de sécurité

Avant d'utiliser et d'utiliser cet appareil, veuillez lire attentivement et respecter les précautions suivantes afin d'éviter les accidents ou les opérations imprévues.

◆ Placement

- NE PAS charger ou utiliser l'appareil dans des conditions poussiéreuses ou humides, pour éviter une défaillance du circuit interne.
- Éloignez l'appareil des sources de chaleur telles qu'un radiateur électrique.

◆ Entretien

- Lorsque l'équipement est endommagé, veuillez ne pas le démonter pour réparation sans autorisation, veuillez appeler le service client pour signaler la réparation.
- Veuillez contacter le personnel de service professionnel pour les services de maintenance.
- NE PAS insérer d'objet pointu ou pointu dans l'appareil.
- Évitez de laisser tomber l'appareil ou de le heurter d'autres objets, ce qui pourrait causer des dommages.

· La température de fonctionnement normale est de 0 à 40 °C, l'humidité de fonctionnement normale est de 10% à 90% HR.

◆ Sécurité des enfants

- Le produit et les accessoires peuvent contenir des petites pièces. Veuillez les placer hors de portée des enfants afin d'éviter tout danger d'ingestion.

◆ Précaution d'eau

- Le produit n'est pas étanche, veuillez le garder au sec.

◆ Entretien

- Lorsque l'équipement est endommagé, veuillez ne pas le démonter pour réparation sans autorisation, veuillez appeler le service client pour signaler la réparation.
- Veuillez contacter le personnel de service professionnel pour les services de maintenance.
- NE PAS insérer d'objet pointu ou pointu dans l'appareil.
- Évitez de laisser tomber l'appareil ou de le heurter d'autres objets, ce qui pourrait causer des dommages.

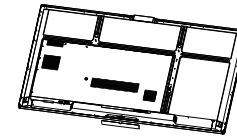
◆ Statement

Intellectual property right statement: The hardware design and software of this product are covered by the patents. Anyone who reproduces this product or the content of the instruction without the authorization of the Company shall assume legal liabilities. This manual is for reference only, and the actual function of the final product is subject to the actual function of the product received by the customer. The picture is for reference only, please refer to the actual product. The company reserves the right to improve and change the appearance and design of the product without notice.

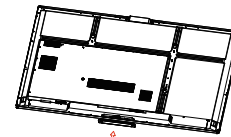
◆ Installation Procedure

Warning: Please make sure the power cord of the Interactive Intelligent Panel is disconnected before installation.

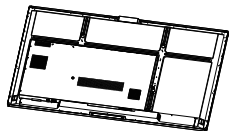
- 1) Remove the wireless module cover plate at the bottom of the whole machine.



- 2) Insert the WiFi module fully into the Interactive Intelligent Panel along the direction of the arrow.



3) Install the wireless module, and attach the screw lock to both sides of the wireless module cover.



Note: This WiFi module must work for the Interactive Intelligent Panel by inserting it into the slot above.

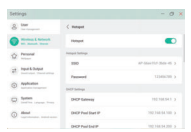
◆ **Function**

After completing the installation, turn on the Interactive Intelligent Panel, and the WiFi module will run automatically.

- 1) Click "Settings" on the screen.
- 2) Click "Wireless network", you can turn on/off the Wi-Fi.



3) Click the icon "Wi-Fi", enter the following the Wireless hotspot setting interface.



◆ **Federal Communication Commission Interference Statement**

This equipment has been tested and found to comply with the limits for a Class B digital device, pursuant to Part 15 of the FCC Rules. These limits are designed to provide reasonable protection against harmful interference in a residential installation. This equipment generates, uses, and can radiate radio frequency energy and, if not installed and used in accordance with the instructions, may cause harmful interference to radio communications. However, there is no guarantee that interference will not occur in a particular installation. If this equipment does cause harmful interference to radio or television reception, which can be determined by turning the equipment off and on, the user is encouraged to try to correct the interference by one or more of the following measures:

- Reorient or relocate the receiving antenna.
- Increase the separation between the equipment and receiver.
- Connect the equipment into an outlet on a circuit different from that to which the receiver is connected.
- Consult the dealer or an experienced radio/TV technician for help.

◆ **FCC Caution:**

This device complies with Part 15 of the FCC Rules. Operation is subject to the following two conditions:

- (1) This device may not cause harmful interference, and
- (2) This device must accept any interference received, including interference that may cause undesired operation.

Caution: The user is cautioned that changes or modifications not expressly approved by the party responsible for compliance could void the user's authority to operate the equipment.

This equipment complies with FCC radiation exposure limits set forth for an uncontrolled environment. This equipment should be installed and operated with a minimum distance of 20cm between the radiator and any part of your body.

◆ **Non-modification Statement:**

Changes or modifications not expressly approved by the party responsible for compliance could void the user's authority to operate the equipment.

◆ **IC Radiation Exposure Statement for Canada**

This device contains licence-exempt transmitter(s)/receiver(s) that comply with Innovation, Science and Economic Development Canada's licence-exempt RSS(s). Operation is subject to the following two conditions:

- 1. This device may not cause interference.
- 2. This device must accept any interference, including interference that may cause undesired operation of the device.

L' émetteur/ écepteur exempt de licence contenu dans le pr é sent appareil est conforme aux CNR d' Innovation, Sciences et Développement é conomique Canada applicables aux appareils radio exempts de licence. L' exploitation est autoris ée aux deux conditions suivantes :

- 1.L' appareil ne doit pas produire de brouillage;
- 2.L' appareil doit accepter tout brouillage radio é lectrique subi, m é me si le brouillage est susceptible d' en compromettre le fonctionnement.

This equipment complies with ICSED RSS-102 radiation exposure limits set forth for an uncontrolled environment. This equipment should be installed and operated with a minimum distance of 20cm

between the radiator and any part of your body.
 Pour se conformer aux exigences de conformit é CNR 102 RF exposition, une distance de s éparation d'au moins 20 cm doit étre maintenue entre l'antenne de cet appareil et toutes les personnes.
 The device for operation in the band 5150 - 5250 MHz is only for indoor use to reduce the potential for harmful interference to co-channel mobile satellite systems
 Les dispositifs fonctionnant dans la bande de 5 150 à 5 250 MHz sont r éserv é s uniquement pour une utilisation à l' int érieur afin de r éduire les risques de brouillage pr éjudiciable aux syst émes de satellites mobiles utilisant les m émes canaux.



This symbol, affixed to the product or its packaging, indicates that the product must not be processed with household waste. It must be brought to an electric and electronic waste collection point for recycling and disposal. By the appropriate disposal of this product you also help in preventing potentially negative consequences for the environment and human health. The recycling of materials helps preserve our natural resources. For further information regarding the recycling of this product, please contact your municipality, local waste disposal center or the store where the product was purchased.