



**FCC 47 CFR PART 15 SUBPART C
ISED RSS-247 ISSUE 2**

CERTIFICATION TEST REPORT

For

WiFi Module

MODEL NUMBER: SI06

FCC ID: 2AFG6-SI06

IC: 22166-SI06

REPORT NUMBER: 4789609364.2-17

ISSUE DATE: November 17, 2020

Prepared for

**Guangzhou Shirui Electronics Co Ltd
192 Kezhu Road, Sciencetech Park, Guangzhou Economic Technology Development
District Guangzhou China**

Prepared by

**UL Verification Services (Guangzhou) Co., Ltd, Song Shan Lake Branch
Building 10, Innovation Technology Park, No. 1, Li Bin Road, Song Shan Lake
Hi-Tech Development Zone
Dongguan, People's Republic of China
Tel: +86 769 22038881
Fax: +86 769 33244054
Website: www.ul.com**

The results reported herein have been performed in accordance with the laboratory's terms of accreditation. This report shall not be reproduced except in full without the written approval of the Laboratory. The results in this report apply to the test sample(s) mentioned above at the time of the testing period only and are not to be used to indicate applicability to other similar products.



Revision History

<u>Rev.</u>	<u>Issue Date</u>	<u>Revisions</u>	<u>Revised By</u>
V0	11/17/2020	Initial Issue	



Summary of Test Results			
Clause	Test Items	FCC/ISED Rules	Test Results
1	DFS Detection Threshold	CFR 47 FCC §FCC 15.407 (h) (2), ISED RSS-247 Issue 2 clause 6.3.1, KDB 905462 D02	Pass
2	Channel Availability Check Time	CFR 47 FCC §FCC 15.407 (h) (2) (ii), ISED RSS-247 Issue 2 clause 6.3.2 b, KDB 905462 D02	Pass
4	Non-Occupancy Period	CFR 47 FCC §FCC 15.407 (h) (2) (iv), ISED RSS-247 Issue 2 clause 6.3.2 e, KDB 905462 D02	Pass
5	U-NII Detection Bandwidth	CFR 47 FCC §FCC 15.407 (h) (2), KDB 905462 D02	Pass
6	Channel Closing Transmission Time	CFR 47 FCC §FCC 15.407 (h) (2) (iii), ISED RSS-247 Issue 2 clause 6.3.2 d, KDB 905462 D02	Pass
7	Channel Move Time	CFR 47 FCC §FCC 15.407 (h) (2) (iii), ISED RSS-247 Issue 2 clause 6.3.2 c, KDB 905462 D02	Pass
8	Statistical Performance Check	CFR 47 FCC §FCC 15.407 (h) (2), ISED RSS-247 Issue 2 clause 6.3.2 a, KDB 905462 D02	Pass
<p>Note 1: This test report is only published to and used by the applicant, and it is not for evidence purpose in China.</p> <p>Note 2: The measurement result for the sample received is <Pass> according to < CFR 47 FCC PART 15 SUBPART E and ISED RSS-247 Issue 2 > when <Accuracy Method> decision rule is applied.</p>			



TABLE OF CONTENTS

1. ATTESTATION OF TEST RESULTS	5
2. TEST METHODOLOGY	6
3. FACILITIES AND ACCREDITATION	6
4. CALIBRATION AND UNCERTAINTY	7
4.1. <i>MEASURING INSTRUMENT CALIBRATION</i>	<i>7</i>
4.2. <i>MEASUREMENT UNCERTAINTY.....</i>	<i>7</i>
5. EQUIPMENT UNDER TEST	8
5.1. <i>DESCRIPTION OF EUT</i>	<i>8</i>
5.2. <i>CHANNEL LIST</i>	<i>9</i>
5.3. <i>TEST ENVIRONMENT</i>	<i>11</i>
5.4. <i>DESCRIPTION OF AVAILABLE ANTENNAS</i>	<i>12</i>
5.5. <i>MEASURING INSTRUMENT AND SOFTWARE USED.....</i>	<i>13</i>
6. DYNAMIC FREQUENCY SELECTION.....	14
6.1. <i>APPLICABILITY OF DFS REQUIREMENTS</i>	<i>14</i>
6.2. <i>LIMITS.....</i>	<i>15</i>
6.3. <i>PARAMETERS OF RADAR TEST WAVEFORMS.....</i>	<i>16</i>
6.4. <i>TEST SETUP.....</i>	<i>18</i>
6.5. <i>TEST PROCEDURE.....</i>	<i>18</i>
6.6. <i>TEST RESULT</i>	<i>19</i>
6.6.1. <i>DFS DETECTION THRESHOLD</i>	<i>19</i>
6.6.2. <i>DFS U-NII DETECTION BANDWIDTH</i>	<i>20</i>
6.6.3. <i>DFS CHANNEL AVAILABILITY CHECK.....</i>	<i>23</i>
6.6.4. <i>DFS IN-SERVICE MONITORING</i>	<i>28</i>
6.6.5. <i>DFS STATISTICAL PERFORMANCE CHECK</i>	<i>31</i>



1. ATTESTATION OF TEST RESULTS

Applicant Information

Company Name: Guangzhou Shirui Electronics Co Ltd
Address: 192 Kezhu Road, Sciencetech Park, Guangzhou Economic Technology Development District Guangzhou China

Manufacturer Information

Company Name: Guangzhou Shirui Electronics Co Ltd
Address: 192 Kezhu Road, Sciencetech Park, Guangzhou Economic Technology Development District Guangzhou China

EUT Information

EUT Name: WiFi Module
Model: SI06
Sample Received Date: August 27, 2020
Sample Status: Normal
Sample ID: 3283003
Date of Tested: August 27, 2020~ November 12, 2020

APPLICABLE STANDARDS	
STANDARD	TEST RESULTS
CFR 47 FCC PART 15 SUBPART E	PASS
ISED RSS-247 ISSUE 2	PASS

Prepared By:

Mick Zhang
Project Engineer

Checked By:

Shawn Wen
Laboratory Leader

Approved By:

Stephen Guo
Laboratory Manager



2. TEST METHODOLOGY

The tests documented in this report were performed in accordance with FCC CFR 47 CFR Part 15, Subpart E, KDB 905462 D02 and ISED RSS-247 ISSUE 2.

3. FACILITIES AND ACCREDITATION

Accreditation Certificate	<p>A2LA (Certificate No.: 4102.01) UL Verification Services (Guangzhou) Co., Ltd. Song Shan Lake Branch. has been assessed and proved to be in compliance with A2LA.</p> <p>FCC (FCC Designation No.: CN1187) UL Verification Services (Guangzhou) Co., Ltd. Song Shan Lake Branch. Has been recognized to perform compliance testing on equipment subject to the Commission's Declaration of Conformity (DoC) and Certification rules.</p> <p>ISED (Company No.: 21320) UL Verification Services (Guangzhou) Co., Ltd. Song Shan Lake Branch. has been registered and fully described in a report filed with ISED. The Company Number is 21320.</p> <p>VCCI (Registration No.: G-20019, R-20004, C-20012 and T-20011) UL Verification Services (Guangzhou) Co., Ltd. Song Shan Lake Branch. has been assessed and proved to be in compliance with VCCI, the Membership No. is 3793. Facility Name: Chamber D, the VCCI registration No. is G-20019 and R-20004 Shielding Room B , the VCCI registration No. is C-20012 and T-20011</p>
---------------------------	---

Note:

1. All tests measurement facilities use to collect the measurement data are located at Building 10, Innovation Technology Park, Song Shan Lake Hi tech Development Zone, Dongguan, 523808, China
2. The test anechoic chamber in UL Verification Services (Guangzhou) Co., Ltd. Song Shan Lake Branch had been calibrated and compared to the open field sites and the test anechoic chamber is shown to be equivalent to or worst case from the open field site.
3. For below 30MHz, lab had performed measurements at test anechoic chamber and comparing to measurements obtained on an open field site. And these measurements below 30MHz had been correlated to measurements performed on an OFS.



4. CALIBRATION AND UNCERTAINTY

4.1. MEASURING INSTRUMENT CALIBRATION

The measuring equipment utilized to perform the tests documented in this report has been calibrated in accordance with the manufacturer's recommendations and is traceable to recognize national standards.

4.2. MEASUREMENT UNCERTAINTY

Where relevant, the following measurement uncertainty levels have been estimated for tests performed on the apparatus:

Test Item	Uncertainty
Conduction emission	3.62dB
Radiation Emission test (include Fundamental emission) (9KHz-30MHz)	2.2dB
Radiation Emission test (include Fundamental emission) (30MHz-1GHz)	4.00dB
Radiation Emission test (1GHz to 26GHz) (include Fundamental emission)	5.78dB (1GHz-18GHz)
	5.23dB (18GHz-26GHz)
Note: This uncertainty represents an expanded uncertainty expressed at approximately the 95% confidence level using a coverage factor of k=2.	



5. EQUIPMENT UNDER TEST

5.1. DESCRIPTION OF EUT

Equipment	WiFi Module
Model Name	SI06
Radio Technology	IEEE 802.11a/n HT20/n HT40/ac VHT20/802.11ac VHT40/ac VHT80
Modulation	IEEE 802.11a: OFDM (BPSK, QPSK, 16QAM, 64QAM) IEEE 802.11n: OFDM (BPSK, QPSK, 16QAM, 64QAM) IEEE 802.11ac: OFDM (BPSK, QPSK, 16QAM, 64QAM, 256-QAM)
Operation frequency	UNII-1/UNII-2A/UNII-2C/UNII-3
Rated Power Supply	DC 12V
Wireless Module	SKI.W7613E.1



5.2. CHANNEL LIST

20 MHz Bandwidth Channel Frequencies		
Band	Channel	Frequency (MHz)
UNII-1	36	5180
	40	5200
	44	5220
	48	5240
UNII-2	52	5260
	56	5280
	60	5300
	64	5320
UNII-2C	100	5500
	104	5520
	108	5540
	112	5560
	116	5580
	120	5600
	124	5620
	128	5640
	132	5660
	136	5680
UNII-3	140	5700
	149	5745
	153	5765
	157	5785
	161	5805
	165	5825



40 MHz Bandwidth Channel frequencies		
Band	Channel	Frequency (MHz)
UNII-1	38	5190
	46	5230
UNII-2	54	5270
	62	5310
UNII-2C	102	5510
	110	5550
	118	5590
	126	5630
	134	5670
UNII-3	151	5755
	159	5795

80 MHz Bandwidth Channel frequencies		
Band	Channel	Frequency (MHz)
UNII-1	42	5210
UNII-2	58	5290
UNII-2C	106	5530
	122	5610
UNII-3	155	5775



5.3. TEST ENVIRONMENT

Environment Parameter	Selected Values During Tests	
Relative Humidity	35 ~ 65%	
Atmospheric Pressure:	1025Pa	
Temperature	TN	23 ~ 28°C
Voltage:	VL	/
	VN	DC 12V
	VH	/

Note: VL= Lower Extreme Test Voltage
VN= Nominal Voltage
VH= Upper Extreme Test Voltage
TN= Normal Temperature

5.4. DESCRIPTION OF AVAILABLE ANTENNAS

Antenna No.	Frequency (MHz)	Antenna Type	Max Antenna Gain (dBi)
1	5150-5850	FPC antenna	3.50
2	5150-5850	FPC antenna	3.50

IEE Std. 802.11	Transmit and Receive Mode	Description
802.11a 20	☒2TX, 2RX	ANT 1,2 can be used as transmitting/receiving antenna.
802.11n HT20	☒2TX, 2RX	ANT 1,2 can be used as transmitting/receiving antenna.
802.11n HT40	☒2TX, 2RX	ANT 1,2 can be used as transmitting/receiving antenna.
802.11ac VHT20	☒2TX, 2RX	ANT 1,2 can be used as transmitting/receiving antenna.
802.11ac VHT40	☒2TX, 2RX	ANT 1,2 can be used as transmitting/receiving antenna.
802.11ac VHT80	☒2TX, 2RX	ANT 1,2 can be used as transmitting/receiving antenna.
Note: MIMO with beamforming gain= $10 \cdot \log [(10 \cdot G1/20 + 10 \cdot G2/20)^2 / 2] = 6.51 \text{ dBi}$		



5.5. MEASURING INSTRUMENT AND SOFTWARE USED

R&S TS 8997 Test System						
Used	Equipment	Manufacturer	Model No.	Serial No.	Last Cal.	Due. Date
<input checked="" type="checkbox"/>	Power sensor, Power Meter	R&S	OSP-157w/x	100921	Dec.6, 2019	Dec.6, 2020
<input checked="" type="checkbox"/>	Vector Signal Generator	R&S	SMBV100A	261637	Dec.6, 2019	Dec.6, 2020
<input checked="" type="checkbox"/>	Signal Generator	R&S	SMB100A	178553	Dec.6, 2019	Dec.6, 2020
<input checked="" type="checkbox"/>	Signal Analyzer	R&S	FSV40	A1512015	Dec.6, 2019	Dec.6, 2020
Software						
Used	Description	Manufacturer	Name		Version	
<input checked="" type="checkbox"/>	For R&S TS 8997 Test System	Rohde & Schwarz	R&S EMC 32		V10.40.10	

6. DYNAMIC FREQUENCY SELECTION

6.1. APPLICABILITY OF DFS REQUIREMENTS

Table 1: Applicability of DFS Requirements Prior to Use of a Channel

Requirement	Operational Mode		
	<input checked="" type="checkbox"/> Master	<input type="checkbox"/> Client Without Radar Detection	<input type="checkbox"/> Client With Radar Detection
Non-Occupancy Period	Yes	Not required	Yes
DFS Detection Threshold	Yes	Not required	Yes
Channel Availability Check Time	Yes	Not required	Not required
U-NII Detection Bandwidth	Yes	Not required	Yes

Table 2: Applicability of DFS requirements during normal operation

Requirement	Operational Mode	
	<input checked="" type="checkbox"/> Master Device or Client with Radar Detection	<input type="checkbox"/> Client Without Radar Detection
DFS Detection Threshold	Yes	Not required
Channel Closing Transmission Time	Yes	Yes
Channel Move Time	Yes	Yes
U-NII Detection Bandwidth	Yes	Not required

Additional requirements for devices with multiple bandwidth modes	<input checked="" type="checkbox"/> Master Device or Client with Radar Detection	<input type="checkbox"/> Client Without Radar Detection
U-NII Detection Bandwidth and Statistical Performance Check	All BW modes must be tested	Not required
Channel Move Time and Channel Closing Transmission Time	Test using widest BW mode available	Test using the widest BW mode available for the link
All other tests	Any single BW mode	Not required

Note: Frequencies selected for statistical performance check should include several frequencies within the radar detection bandwidth and frequencies near the edge of the radar detection bandwidth. For 802.11 devices it is suggested to select frequencies in each of the bonded 20 MHz channels and the channel center frequency.

6.2. LIMITS

(1) DFS Detection Thresholds

Table 3: DFS Detection Thresholds for Master Devices and Client Devices With Radar Detection

Maximum Transmit Power	Value (See Notes 1, 2, and 3)
EIRP \geq 200 milliwatt	-64 dBm
EIRP < 200 milliwatt and power spectral density < 10 dBm/MHz	-62 dBm
EIRP < 200 milliwatt that do not meet the power spectral density requirement	-64 dBm

Note 1: This is the level at the input of the receiver assuming a 0 dBi receive antenna.
 Note 2: Throughout these test procedures an additional 1 dB has been added to the amplitude of the test transmission waveforms to account for variations in measurement equipment. This will ensure that the test signal is at or above the detection threshold level to trigger a DFS response.
 Note3: EIRP is based on the highest antenna gain. For MIMO devices refer to KDB Publication 662911 D01.

(2) DFS Response Requirements

Table 4: DFS Response Requirement Values

Parameter	Value
Non-occupancy period	Minimum 30 minutes
Channel Availability Check Time	60 seconds
Channel Move Time	10 seconds See Note 1.
Channel Closing Transmission Time	200 milliseconds + an aggregate of 60 milliseconds over remaining 10 second period. See Notes 1 and 2.
U-NII Detection Bandwidth	Minimum 100% of the U-NII 99% transmission power bandwidth. See Note 3.

Note 1: Channel Move Time and the Channel Closing Transmission Time should be performed with Radar Type 0. The measurement timing begins at the end of the Radar Type 0 burst.
 Note 2: The Channel Closing Transmission Time is comprised of 200 milliseconds starting at the beginning of the Channel Move Time plus any additional intermittent control signals required facilitating a Channel move (an aggregate of 60 milliseconds) during the remainder of the 10 second period. The aggregate duration of control signals will not count quiet periods in between transmissions.
 Note 3: During the U-NII Detection Bandwidth detection test, radar type 0 should be used. For each frequency step the minimum percentage of detection is 90 percent. Measurements are performed with no data traffic.

6.3. PARAMETERS OF RADAR TEST WAVEFORMS

This section provides the parameters for required test waveforms, minimum percentage of successful detections, and the minimum number of trials that must be used for determining DFS conformance. Step intervals of 0.1 microsecond for Pulse Width, 1 microsecond for PRI, 1 MHz for chirp width and 1 for the number of pulses will be utilized for the random determination of specific test waveforms.

Table 5 Short Pulse Radar Test Waveforms

Radar Type	Pulse Width (μsec)	PRI (μsec)	Number of Pulses	Minimum Percentage of Successful Detection	Minimum Number of Trials
0	1	1428	18	See Note 1	See Note 1
1	1	Test A	Roundup $\left\{ \left(\frac{1}{360} \right) \cdot \left(\frac{19 \cdot 10^6}{\text{PRI}_{\mu\text{sec}}} \right) \right\}$	60%	30
		Test B			
2	1-5	150-230	23-29	60%	30
3	6-10	200-500	16-18	60%	30
4	11-20	200-500	12-16	60%	30
Aggregate (Radar Types 1-4)				80%	120
<p>Note 1: Short Pulse Radar Type 0 should be used for the detection bandwidth test, channel move time, and channel closing time tests.</p> <p>Test A: 15 unique PRI values randomly selected from the list of 23 PRI values in Table 5a</p> <p>Test B: 15 unique PRI values randomly selected within the range of 518-3066 μsec, with a minimum increment of 1 μsec, excluding PRI values selected in Test A</p>					

A minimum of 30 unique waveforms are required for each of the Short Pulse Radar Types 2 through 4. If more than 30 waveforms are used for Short Pulse Radar Types 2 through 4, then each additional waveform must also be unique and not repeated from the previous waveforms. If more than 30 waveforms are used for Short Pulse Radar Type 1, then each additional waveform is generated with Test B and must also be unique and not repeated from the previous waveforms in Tests A or B. Test aggregate is average of the percentage of successful detections of short pulse radar types 1-4.

Long Pulse Radar Test Waveform

Radar Type	Pulse Width (μsec)	Chirp Width (MHz)	PRI (μsec)	Number of Pulses per Burst	Number of Bursts	Minimum Percentage of Successful Detection	Minimum Number of Trials
5	50-100	5-20	1000-2000	1-3	8-20	80%	30

The parameters for this waveform are randomly chosen. Thirty unique waveforms are required for the Long Pulse Radar Type waveforms. If more than 30 waveforms are used for the Long Pulse Radar Type waveforms, then each additional waveform must also be unique and not repeated from the previous waveforms.

Frequency Hopping Radar Test Waveform

Radar Type	Pulse Width (μsec)	Chirp Width (MHz)	PRI (μsec)	Number of Pulses per Burst	Number of Bursts	Minimum Percentage of Successful Detection	Minimum Number of Trials
6	1	333	9	0.333	300	70%	30

For the Frequency Hopping Radar Type, the same Burst parameters are used for each waveform. The hopping sequence is different for each waveform and a 100-length segment is selected from the hopping sequence defined by the following algorithm: 4.

The first frequency in a hopping sequence is selected randomly from the group of 475 integer frequencies from 5250 – 5724MHz. Next, the frequency that was just chosen is removed from the group and a frequency is randomly selected from the remaining 474 frequencies in the group. This process continues until all 475 frequencies are chosen for the set. For selection of a random frequency, the frequencies remaining within the group are always treated as equally likely.

6.4. TEST SETUP

Setup for Master with injection at the Master.

7.2.1 Setup for Master with injection at the Master

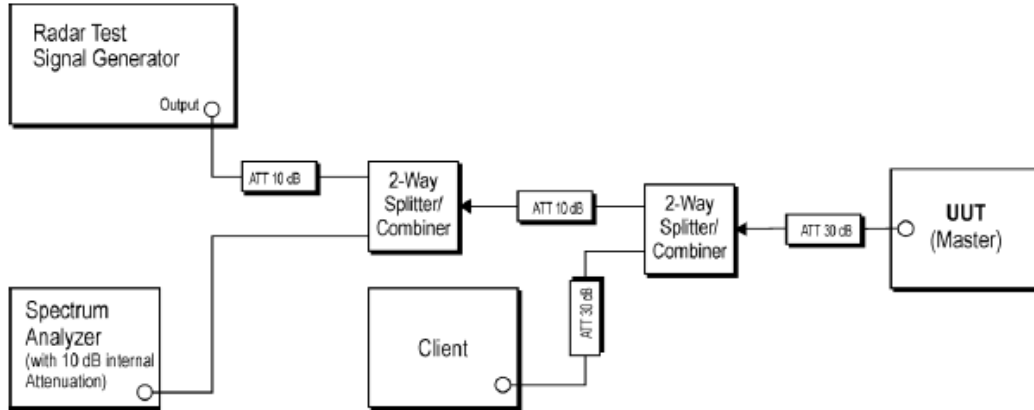


Figure 2: Example Conducted Setup where UUT is a Master and Radar Test Waveforms are injected into the Master

6.5. TEST PROCEDURE

Please refer to KDB 905462 D02 UNII DFS Compliance Procedures New Rules v02 Clause 7.8.



6.6. TEST RESULT

6.6.1. DFS DETECTION THRESHOLD

DFS Threshold Level		
DFS Threshold Level Value	Limit	Result
-64dBm	$\leq -64\text{dBm}$	Pass

Note: The Maxmun.E.I.R.P of EUT is ≥ 200 mw.

**6.6.2. DFS U-NII DETECTION BANDWIDTH****DFS U-NII Detection Bandwidth (5500 MHz; 21.000 dBm; 20 MHz)**

Test according to FCC title 47 part 15 §15.407(h), KDB 905462 D02 U-NII DFS Compliance Procedures New Rules v02 clause 7.8.1

Measurement Summary

DUT Frequency (MHz)	Radar Type No.	Measured Detection Bandwidth (MHz)	99% Transmission power Bandwidth (MHz)	Overall Result	Overall Comment
5500.000000	0	27.000000	16.627000	PASS	

Detection Bandwidth Detailed Results

Check Frequency (MHz)	Detection count	Percentage of Detection	Minimum Limit	Single Measurement Result	Single Measurement Comment
5485.000000	4 of 10	40 %	90%	FAIL	
5486.000000	2 of 10	20 %	90%	FAIL	
5487.000000	10 of 10	100 %	90%	PASS	Lower Limit
5488.000000	10 of 10	100 %	90%	PASS	
5489.000000	10 of 10	100 %	90%	PASS	
5490.000000	10 of 10	100 %	90%	PASS	
5495.000000	10 of 10	100 %	90%	PASS	
5500.000000	10 of 10	100 %	90%	PASS	
5505.000000	10 of 10	100 %	90%	PASS	
5510.000000	10 of 10	100 %	90%	PASS	
5511.000000	10 of 10	100 %	90%	PASS	
5512.000000	10 of 10	100 %	90%	PASS	
5513.000000	10 of 10	100 %	90%	PASS	
5514.000000	10 of 10	100 %	90%	PASS	Upper Limit
5515.000000	0 of 10	0 %	90%	FAIL	
5515.000000	0 of 10	0 %	90%	FAIL	



DFS U-NII Detection Bandwidth (5510 MHz; 21.000 dBm; 40 MHz)

Test according to FCC title 47 part 15 §15.407(h), KDB 905462 D02 U-NII DFS Compliance Procedures New Rules v02 clause 7.8.1

Measurement Summary

DUT Frequency (MHz)	Radar Type No.	Measured Detection Bandwidth (MHz)	99% Transmission power Bandwidth (MHz)	Overall Result	Overall Comment
5510.000000	0	52.000000	35.871000	PASS	

Detection Bandwidth Detailed Results

Check Frequency (MHz)	Detection count	Percentage of Detection	Minimum Limit	Single Measurement Result	Single Measurement Comment
5480.000000	0 of 10	0 %	90%	FAIL	
5483.000000	8 of 10	80 %	90%	FAIL	
5484.000000	10 of 10	100 %	90%	PASS	Lower Limit
5485.000000	10 of 10	100 %	90%	PASS	
5490.000000	9 of 10	90 %	90%	PASS	
5495.000000	10 of 10	100 %	90%	PASS	
5500.000000	10 of 10	100 %	90%	PASS	
5505.000000	10 of 10	100 %	90%	PASS	
5510.000000	10 of 10	100 %	90%	PASS	
5515.000000	10 of 10	100 %	90%	PASS	
5520.000000	10 of 10	100 %	90%	PASS	
5525.000000	10 of 10	100 %	90%	PASS	
5530.000000	10 of 10	100 %	90%	PASS	
5535.000000	10 of 10	100 %	90%	PASS	
5536.000000	10 of 10	100 %	90%	PASS	Upper Limit
5537.000000	0 of 10	0 %	90%	FAIL	
5540.000000	0 of 10	0 %	90%	FAIL	



DFS U-NII Detection Bandwidth (5530 MHz; 21.000 dBm; 80 MHz)

Test according to FCC title 47 part 15 §15.407(h), KDB 905462 D02 U-NII DFS Compliance Procedures New Rules v02 clause 7.8.1

Measurement Summary

DUT Frequency (MHz)	Radar Type No.	Measured Detection Bandwidth (MHz)	99% Transmission power Bandwidth (MHz)	Overall Result	Overall Comment
5530.000000	0	99.000000	75.673000	PASS	

Detection Bandwidth Detailed Results

Check Frequency (MHz)	Detection count	Percentage of Detection	Minimum Limit	Single Measurement Result	Single Measurement Comment
5480.000000	8 of 10	80 %	90%	FAIL	
5482.000000	8 of 10	80 %	90%	FAIL	
5483.000000	10 of 10	100 %	90%	PASS	Lower Limit
5484.000000	10 of 10	100 %	90%	PASS	
5485.000000	10 of 10	100 %	90%	PASS	
5490.000000	10 of 10	100 %	90%	PASS	
5495.000000	10 of 10	100 %	90%	PASS	
5500.000000	10 of 10	100 %	90%	PASS	
5505.000000	10 of 10	100 %	90%	PASS	
5510.000000	10 of 10	100 %	90%	PASS	
5515.000000	10 of 10	100 %	90%	PASS	
5520.000000	10 of 10	100 %	90%	PASS	
5525.000000	10 of 10	100 %	90%	PASS	
5530.000000	9 of 10	90 %	90%	PASS	
5535.000000	10 of 10	100 %	90%	PASS	
5540.000000	10 of 10	100 %	90%	PASS	
5545.000000	10 of 10	100 %	90%	PASS	
5550.000000	10 of 10	100 %	90%	PASS	
5555.000000	10 of 10	100 %	90%	PASS	
5560.000000	10 of 10	100 %	90%	PASS	
5565.000000	9 of 10	90 %	90%	PASS	
5570.000000	10 of 10	100 %	90%	PASS	
5575.000000	10 of 10	100 %	90%	PASS	
5580.000000	9 of 10	90 %	90%	PASS	
5581.000000	9 of 10	90 %	90%	PASS	
5582.000000	9 of 10	90 %	90%	PASS	Upper Limit
5583.000000	3 of 10	30 %	90%	FAIL	
5585.000000	0 of 10	0 %	90%	FAIL	

6.6.3. DFS CHANNEL AVAILABILITY CHECK

DFS Channel Availability Check (5530 MHz; 21.000 dBm; 80 MHz)

Test according to FCC title 47 part 15 §15.407(h), KDB 905462 D02 U-NII DFS Compliance Procedures New Rules v02 Clause 7.8.2

Measurement Summary

DUT Frequency (MHz)	Radar Waveform Filename used	CAC Type	Overall Result	Overall Comment
5530.000000	FCC15407_2014-Type0-18.wv	Begin of CAC Phase	PASS	
5530.000000	FCC15407_2014-Type0-18.wv	End of CAC Phase	PASS	

Measurement Detailed Results

DUT Frequency (MHz)	Radar Type No.	CAC Type	Measured Startup time (s)	Configured Startup time (s)
5530.000000	0	Begin of CAC Phase	105.700	---
5530.000000	0	Begin of CAC Phase	105.700	---
5530.000000	0	End of CAC Phase	105.700	---
5530.000000	0	End of CAC Phase	105.700	---

(continuation of the "Measurement Detailed Results" table from column 5 ...)

DUT Frequency (MHz)	Kind of Measurement	Time of Tx Start (s)	Limit (s)	Result
5530.000000	Before Radar Injection	0.000	0.00	PASS
5530.000000	After Radar Injection	>150.0	>150.0	PASS
5530.000000	Before Radar Injection	0.000	0.00	PASS
5530.000000	After Radar Injection	>150.0	>150.0	PASS

(continuation of the "Measurement Detailed Results" table from column 9 ...)

DUT Frequency (MHz)	Comment
5530.000000	No emissions detected; OK
5530.000000	Limit is acquisition time after radar burst. See Note 1.
5530.000000	No emissions detected; OK
5530.000000	Limit is acquisition time after radar burst. See Note 1.

Radar Pulse verification Summary

Radar Type No.	No. of Pulses	Required No. of Pulses	Min. Pulsewidth (μs)	Max. Pulsewidth (μs)	Required Pulsewidth (μs)	Measured Min. PRI (μs)
0	18	18	0.800	0.900	1.0	1427.900
0	18	18	0.800	0.900	1.0	1427.900

(continuation of the "Radar Pulse verification Summary" table from column 7 ...)

Radar Type No.	Measured Max. PRI (μs)	Required PRI (μs)	Result	Comment
0	1428.000	1428	FAIL	See Note 3. / Min. Pulswidth exceeds limit
0	1428.000	1428	FAIL	See Note 3. / Min. Pulswidth exceeds limit

Radars Pulse verification detail (Begin of CAC Phase)

Radars Type No.	Pulse No.	Pulsewidth (µs)	Required Pulsewidth (s)
0	1	0.800	1.000
0	2	0.900	1.000
0	3	0.900	1.000
0	4	0.900	1.000
0	5	0.800	1.000
0	6	0.800	1.000
0	7	0.900	1.000
0	8	0.900	1.000
0	9	0.800	1.000
0	10	0.900	1.000
0	11	0.900	1.000
0	12	0.900	1.000
0	13	0.800	1.000
0	14	0.900	1.000
0	15	0.900	1.000
0	16	0.900	1.000
0	17	0.800	1.000
0	18	0.900	1.000

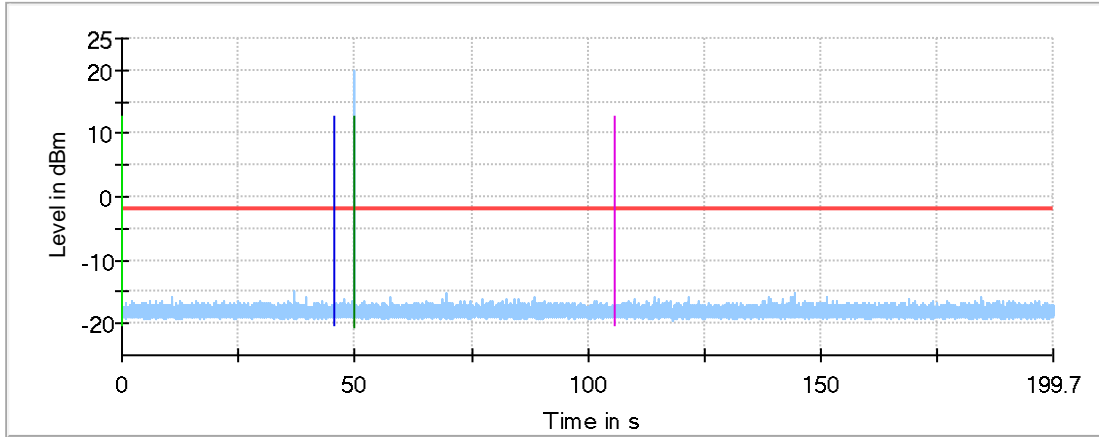
Radars Pulse verification detail (End of CAC Phase)

Radars Type No.	Pulse No.	Pulsewidth (µs)	Required Pulsewidth (s)
0	1	0.800	1.000
0	2	0.900	1.000
0	3	0.900	1.000
0	4	0.900	1.000
0	5	0.800	1.000
0	6	0.800	1.000
0	7	0.900	1.000
0	8	0.900	1.000
0	9	0.800	1.000
0	10	0.900	1.000
0	11	0.900	1.000
0	12	0.900	1.000
0	13	0.800	1.000
0	14	0.800	1.000
0	15	0.900	1.000
0	16	0.900	1.000
0	17	0.800	1.000
0	18	0.900	1.000

Additional Information

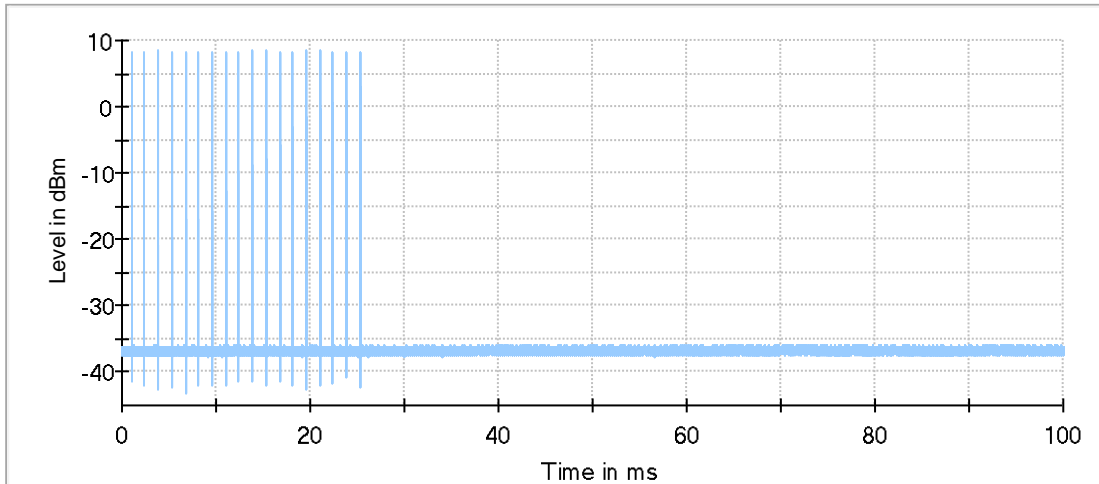
Note	Description
Note 1:	Sweep of Analyser and Radar pulse waveform are triggered at the same time. Therefore, the radar pulses maybe can be seen at the trigger point of the trace. Analysis of the Sweeps excludes the covered time for the radar pulses.
Note 2:	The radar signal is simultaneously evaluated as the analyser sweep after radar injection.
Note 3:	Measurement uncertainty due to sampling rate of 10MHz is 200ns (2 samples)
Note 4:	If user defined waveform is configured (myARB.wv) then no additional limits are available and measured values can not be checked.

Measurement Beginning of CAC



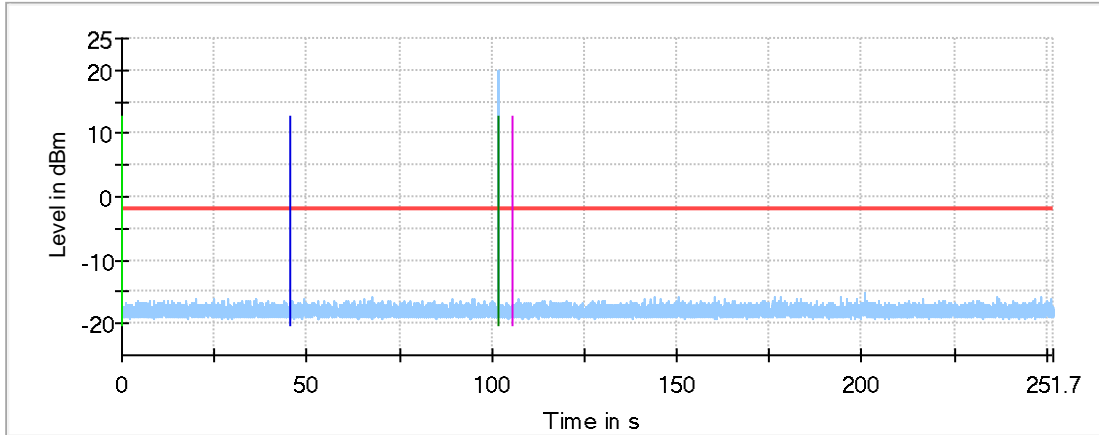
- Measurement Beginning of CAC
- DUT powerup
- Threshold
- Begin of CAC phase
- Triqqr (window at the beginning)
- End of CAC phase

Beginning of CAC; Radar Pulses



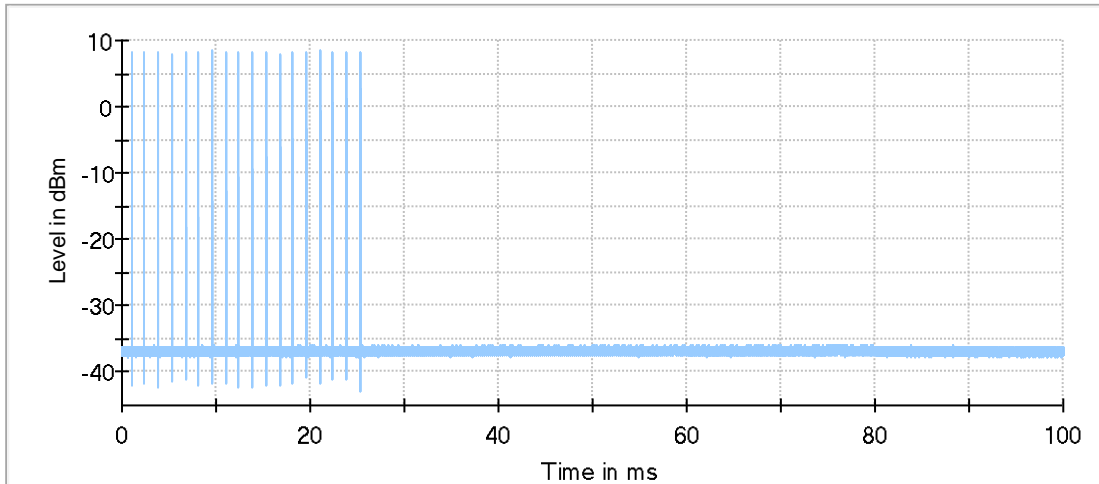
- Beginning of CAC; Radar Pulses
- Beginning of CAC; Radar Pulses

Measurement End of CAC



- Measurement End of CAC
- DUT powerup
- Threshold
- Beqin of CAC phase
- Triqquer (window at the end)
- End of CAC phase

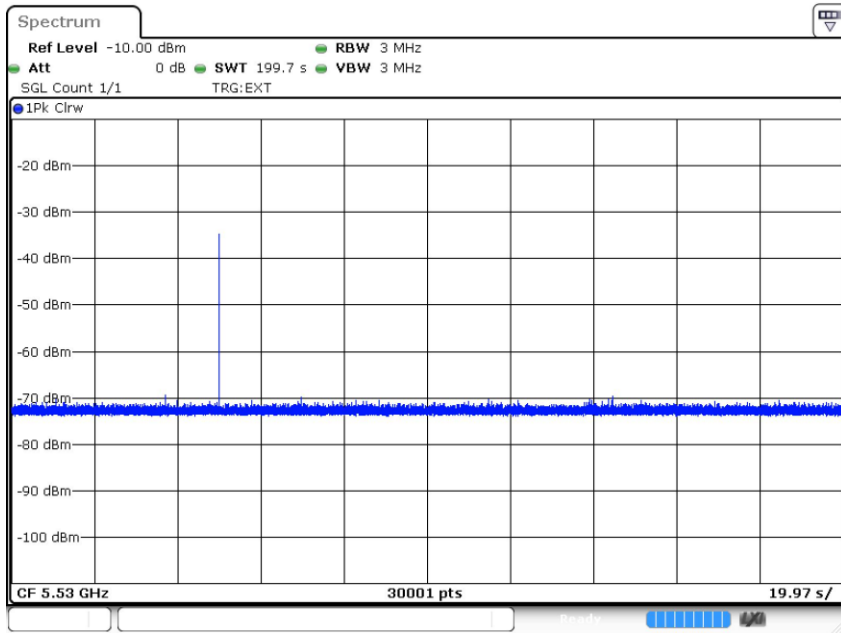
End of CAC; Radar Pulses



- End of CAC; Radar Pulses
- End of CAC; Radar Pulses

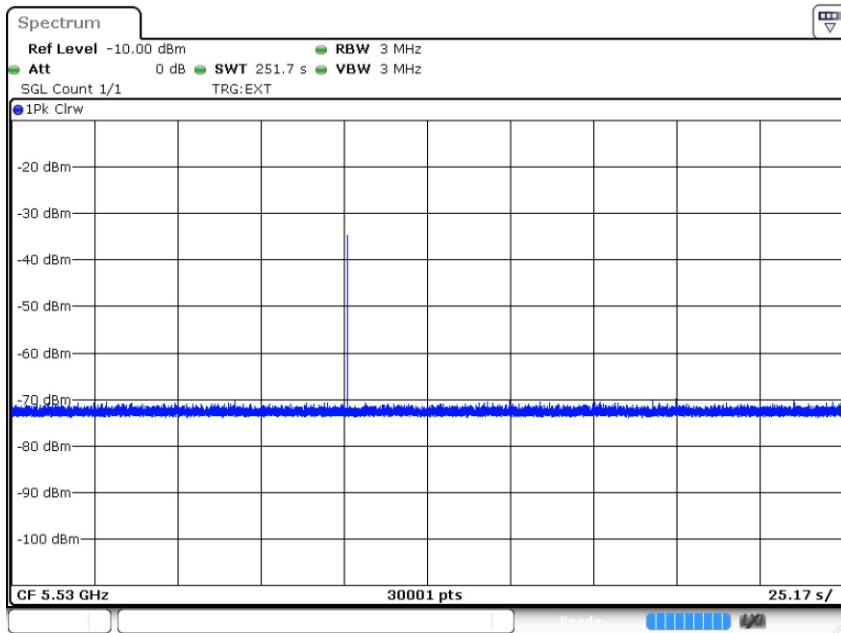


Measurement Beginning of CAC



Date: 30.OCT.2020 09:25:34

Measurement End of CAC



Date: 30.OCT.2020 09:30:08

6.6.4. DFS IN-SERVICE MONITORING

DFS In-Service Monitoring (5530 MHz; 21.000 dBm; 80 MHz)

Test according to FCC title 47 part 15 §15.407(h), KDB 905462 D02 U-NII DFS Compliance Procedures New Rules v02 Clause 7.8.3

Measurement Summary

DUT Frequency (MHz)	Radar Type No.	Type of Measurement value	Overall Result
5530.000000	0	First of all Transmitt Test	---
5530.000000	0	Channel Move Time	PASS
5530.000000	0	Channel Closing Transmission Time	PASS
5530.000000	0	Non-occupancy period	PASS

(continuation of the "Measurement Summary" table from column 4 ...)

DUT Frequency (MHz)	Overall Comment
5530.000000	not performed / not finished
5530.000000	
5530.000000	
5530.000000	

Channel Move Time Detailed Results

DUT Frequency (MHz)	Radar Type No.	CMT Tx Time (s)	CMT Limit (s)	CMT Result
5530.000000	0	0.000	10.000	PASS

(continuation of the "Channel Move Time Detailed Results" table from column 5 ...)

DUT Frequency (MHz)	CMT Comment
5530.000000	Tx Time value is last trailing edge found within sweep. See Note 1.

Channel Closing Transmission Time Detailed Results

DUT Frequency (MHz)	Radar Type No.	CCTT Type of Value	CCTT No. of Pulses found	CCTT Tx Time (ms)
5530.000000	0	first 200 ms	7	0.304
5530.000000	0	remaining 10.0 second(s) period	0	0.000

(continuation of the "Channel Closing Transmission Time Detailed Results" table from column 5 ...)

DUT Frequency (MHz)	CCTT Tx Time Limit (ms)	CCTT Result	CCTT Comment
5530.000000	200.000	PASS	See Note 1.
5530.000000	60.000	PASS	See Note 1.

Non-occupancy period Detailed Results

DUT Frequency (MHz)	Radar Type No.	NOP No. of Pulses found	NOP No. of Pulses Limit	NOP Tx Time (s)	NOP Tx Time Limit (s)
5530.000000	0	0	0	0.000	0.000

(continuation of the "Non-occupancy period Detailed Results" table from column 6 ...)

DUT Frequency (MHz)	NOP Result
5530.000000	PASS

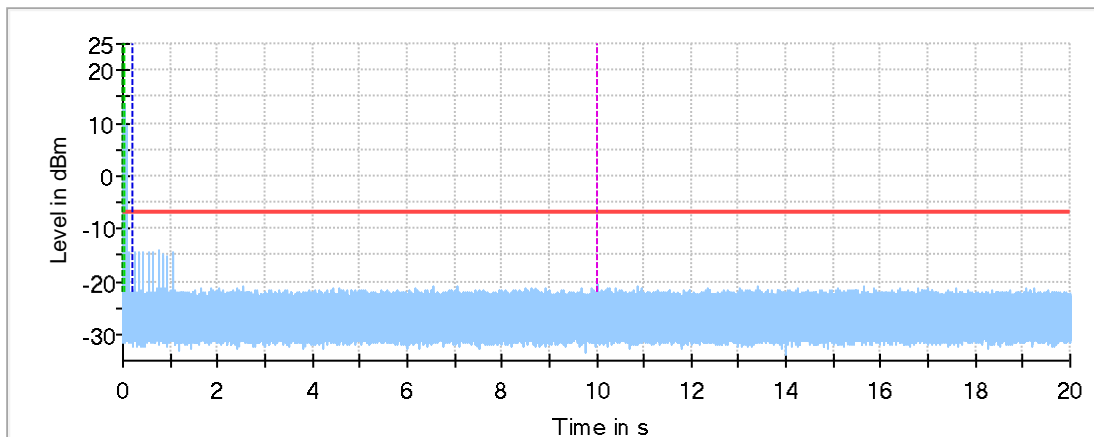
Transmitting Test Detailed Results

DUT Frequency (MHz)	Tx-Test Result	Tx-Test Comment
5530.000000	---	not performed / not finished

Additional Information

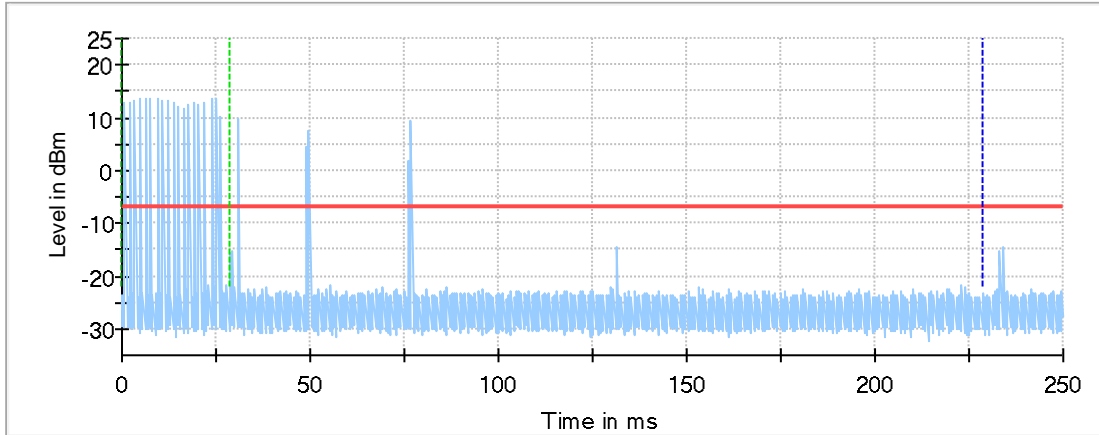
Note	Description
Note 1:	Because of the radar pulse event at the beginning, the investigation of the trace begins with an offset of 28.7 ms conforming to the end of the Radar burst.
Note 2:	Channel move time (CMT) / channel closing transmission time (CCTT) measurement was made with hi resolution video sweep using OSP DAQ channel
Note 3:	Because of the substantially higher sampling rate of the video signal the results for CCTT and CMT are more accurate than in the graphics visible. Reached timing accuracy of the video trace: approx 4 μ s
Note 4:	The Non-Occupancy Period trace starts at the end of the Channel move time trace (20.000 secs.) Labeling of the x-axis (time) is relative to its beginning (0 secs.)

Channel Move Time



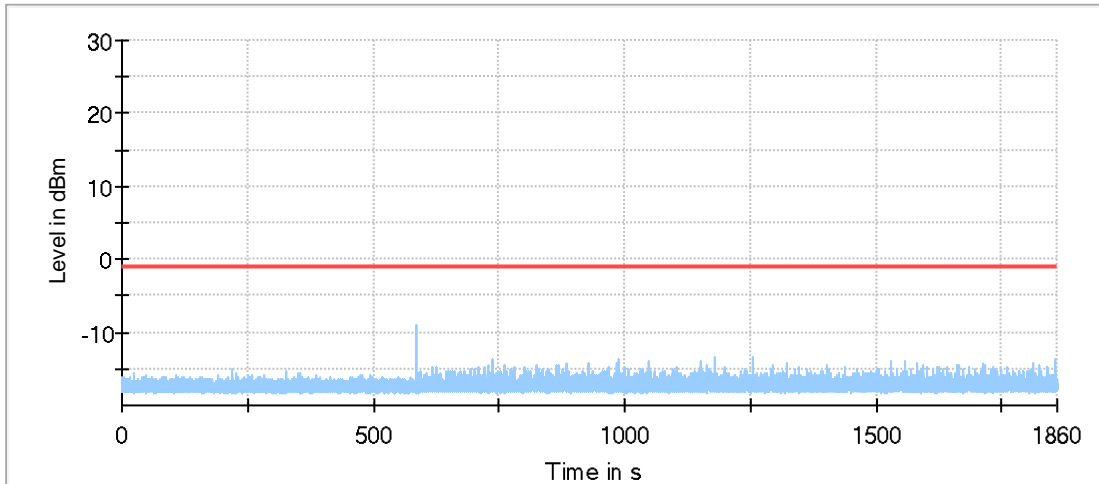
- Channel Move Time
- Threshold
- - - Start of Radar
- - - Trigger at end of Radar
- - - First 200ms of Channel Closing Tx Time
- - - 10sec Channel Move Time Limit

Channel Move Time first 200ms



- Channel Move Time first 200ms
- Threshold
- - - Start of Radar
- - - Trigger at end of Radar
- - - First 200ms of Channel Closing Tx Time

Non-occupancy period



- Non-occupancy period
- Threshold

**6.6.5. DFS STATISTICAL PERFORMANCE CHECK****DFS Statistical Performance Check (5500 MHz; 21.000 dBm; 20 MHz)**

Test according to FCC title 47 part 15 §15.407(h), KDB 905462 D02 U-NII DFS Compliance Procedures New Rules v02 Clause 7.8.4

Measurement Summary

DUT Frequency (MHz)	Radar Type No.	Detection count	Percentage of Detection Px	Detection Limit	Overall Result	Overall Comment
5500.000000	1	30 of 30	100.00%	60.0 %	PASS	
5500.000000	2	30 of 30	100.00%	60.0 %	PASS	
5500.000000	3	30 of 30	100.00%	60.0 %	PASS	
5500.000000	4	30 of 30	100.00%	60.0 %	PASS	
5500.000000	5	28 of 30	93.33%	80.0 %	PASS	
5500.000000	6	30 of 30	100.00%	70.0 %	PASS	

Aggregate Results for Short Pulse Radar Type 1-4

Aggregate Calculation as follows	Aggregate Percentage	Aggregate Limit	Aggregate Result	Aggregate Comment
$(P1 + P2 + P3 + P4) / 4$	100.00%	80.0 %	PASS	



Detailed Results for Radar Type 1

Trial Number	Random Trial used	Pulse Width (μs)	PRI (μs)	No. of Pulses	Pulses Detected	Comment
1	2	1.000	538.000	99	YES	
2	23	1.000	3066.000	18	YES	
3	5	1.000	598.000	89	YES	
4	29	1.000	1010.000	53	YES	
5	3	1.000	558.000	95	YES	
6	9	1.000	678.000	78	YES	
7	18	1.000	858.000	62	YES	
8	40	1.000	2084.000	26	YES	
9	24	1.000	522.000	102	YES	
10	44	1.000	2474.000	22	YES	
11	37	1.000	1791.000	30	YES	
12	36	1.000	1693.000	32	YES	
13	15	1.000	798.000	67	YES	
14	6	1.000	618.000	86	YES	
15	14	1.000	778.000	68	YES	
16	33	1.000	1400.000	38	YES	
17	49	1.000	2962.000	18	YES	
18	34	1.000	1498.000	36	YES	
19	7	1.000	638.000	83	YES	
20	12	1.000	738.000	72	YES	
21	35	1.000	1596.000	34	YES	
22	50	1.000	3060.000	18	YES	
23	45	1.000	2572.000	21	YES	
24	26	1.000	717.000	74	YES	
25	8	1.000	658.000	81	YES	
26	41	1.000	2181.000	25	YES	
27	39	1.000	1986.000	27	YES	
28	30	1.000	1108.000	48	YES	
29	27	1.000	815.000	65	YES	
30	21	1.000	918.000	58	YES	



Detailed Results for Radar Type 2

Trial Number	Random Trial used	Pulse Width (μ s)	PRI (μ s)	No. of Pulses	Pulses Detected	Comment
1	37	3.400	191.000	24	YES	
2	46	3.000	191.000	28	YES	
3	41	1.300	219.000	25	YES	
4	16	3.600	194.000	26	YES	
5	29	4.100	189.000	26	YES	
6	31	4.000	154.000	28	YES	
7	10	1.200	175.000	26	YES	
8	40	3.600	230.000	27	YES	
9	32	3.700	222.000	26	YES	
10	17	4.500	213.000	23	YES	
11	27	2.700	199.000	29	YES	
12	38	2.000	180.000	25	YES	
13	22	2.400	209.000	26	YES	
14	11	1.700	224.000	23	YES	
15	45	3.200	227.000	29	YES	
16	28	1.700	216.000	27	YES	
17	21	3.600	193.000	28	YES	
18	25	4.400	202.000	24	YES	
19	42	2.500	215.000	28	YES	
20	34	2.200	197.000	28	YES	
21	7	1.400	185.000	27	YES	
22	5	3.500	226.000	26	YES	
23	12	3.100	182.000	28	YES	
24	15	2.200	180.000	29	YES	
25	6	3.700	161.000	26	YES	
26	35	1.200	206.000	24	YES	
27	2	4.500	191.000	23	YES	
28	8	2.600	175.000	26	YES	
29	39	4.900	163.000	23	YES	
30	48	4.200	227.000	24	YES	



Detailed Results for Radar Type 3

Trial Number	Random Trial used	Pulse Width (μ s)	PRI (μ s)	No. of Pulses	Pulses Detected	Comment
1	8	7.000	358.000	17	YES	
2	38	6.300	476.000	17	YES	
3	44	7.100	457.000	16	YES	
4	1	8.000	494.000	18	YES	
5	31	8.800	487.000	17	YES	
6	33	9.000	430.000	18	YES	
7	28	9.800	316.000	17	YES	
8	35	7.300	200.000	18	YES	
9	22	6.500	433.000	17	YES	
10	30	8.400	309.000	17	YES	
11	37	7.500	217.000	17	YES	
12	26	9.200	497.000	17	YES	
13	48	9.000	448.000	18	YES	
14	36	9.800	494.000	17	YES	
15	6	7.500	429.000	17	YES	
16	4	8.300	462.000	17	YES	
17	3	9.500	297.000	16	YES	
18	18	6.200	263.000	18	YES	
19	7	6.500	466.000	17	YES	
20	23	9.700	256.000	16	YES	
21	10	9.800	206.000	17	YES	
22	2	7.500	211.000	17	YES	
23	9	6.300	454.000	17	YES	
24	5	8.200	464.000	18	YES	
25	40	7.400	271.000	17	YES	
26	27	6.600	301.000	17	YES	
27	39	7.200	358.000	18	YES	
28	14	6.600	455.000	16	YES	
29	43	6.700	398.000	17	YES	
30	19	9.600	336.000	18	YES	



Detailed Results for Radar Type 4

Trial Number	Random Trial used	Pulse Width (μs)	PRI (μs)	No. of Pulses	Pulses Detected	Comment
1	8	14.100	283.000	15	YES	
2	28	13.000	309.000	14	YES	
3	45	16.700	419.000	16	YES	
4	5	14.100	478.000	15	YES	
5	43	15.800	410.000	15	YES	
6	39	12.400	217.000	14	YES	
7	24	18.100	397.000	14	YES	
8	22	17.800	420.000	13	YES	
9	37	18.100	200.000	15	YES	
10	38	15.500	451.000	15	YES	
11	12	16.000	461.000	13	YES	
12	26	18.900	299.000	16	YES	
13	48	14.500	433.000	12	YES	
14	21	11.700	483.000	16	YES	
15	14	16.600	212.000	16	YES	
16	20	12.300	438.000	13	YES	
17	1	15.900	410.000	13	YES	
18	36	12.500	413.000	14	YES	
19	2	19.900	428.000	12	YES	
20	30	11.800	384.000	14	YES	
21	16	19.900	366.000	14	YES	
22	23	18.300	265.000	14	YES	
23	41	13.300	439.000	14	YES	
24	18	15.600	420.000	15	YES	
25	19	15.700	403.000	16	YES	
26	3	13.600	398.000	15	YES	
27	47	17.700	416.000	12	YES	
28	49	11.100	396.000	13	YES	
29	31	14.400	266.000	14	YES	
30	42	18.500	208.000	14	YES	



Detailed Results for Radar Type 5

Trial Number	Random Trial used	Pulses Detected	Comment
1	7	YES	For detailed burst data see separate table Type5_Trial1
2	9	YES	For detailed burst data see separate table Type5_Trial2
3	29	YES	For detailed burst data see separate table Type5_Trial3
4	37	YES	For detailed burst data see separate table Type5_Trial4
5	27	YES	For detailed burst data see separate table Type5_Trial5
6	33	YES	For detailed burst data see separate table Type5_Trial6
7	34	YES	For detailed burst data see separate table Type5_Trial7
8	39	YES	For detailed burst data see separate table Type5_Trial8
9	16	YES	For detailed burst data see separate table Type5_Trial9
10	42	YES	For detailed burst data see separate table Type5_Trial10
11	2	YES	For detailed burst data see separate table Type5_Trial11
12	1	YES	For detailed burst data see separate table Type5_Trial12
13	13	No	For detailed burst data see separate table Type5_Trial13
14	47	YES	For detailed burst data see separate table Type5_Trial14
15	28	YES	For detailed burst data see separate table Type5_Trial15
16	45	No	For detailed burst data see separate table Type5_Trial16
17	8	YES	For detailed burst data see separate table Type5_Trial17
18	21	YES	For detailed burst data see separate table Type5_Trial18
19	6	YES	For detailed burst data see separate table Type5_Trial19
20	40	YES	For detailed burst data see separate table Type5_Trial20
21	14	YES	For detailed burst data see separate table Type5_Trial21
22	49	YES	For detailed burst data see separate table Type5_Trial22
23	10	YES	For detailed burst data see separate table Type5_Trial23
24	31	YES	For detailed burst data see separate table Type5_Trial24
25	36	YES	For detailed burst data see separate table Type5_Trial25
26	23	YES	For detailed burst data see separate table Type5_Trial26
27	46	YES	For detailed burst data see separate table Type5_Trial27
28	43	YES	For detailed burst data see separate table Type5_Trial28
29	50	YES	For detailed burst data see separate table Type5_Trial29
30	41	YES	For detailed burst data see separate table Type5_Trial30

**Detailed Results for Radar Type 5_Trial 1**

Burst	No. of Pulses	Pulse Width (μs)	Chirp Width (MHz)	Pulse 1-to-2 Spacing (μs)	Pulse 2-to-3 Spacing (μs)	Starting Location Within Interval (μs)
1	3	76.300	6.000000	1673.000	1870.000	757.000
2	1	85.600	6.000000	---	---	712.000
3	2	87.400	6.000000	1495.000	---	427.000
4	2	67.800	6.000000	1430.000	---	153.000
5	1	80.900	6.000000	---	---	197.000
6	1	80.300	6.000000	---	---	160.000
7	3	86.500	6.000000	1329.000	1212.000	509.000
8	1	96.300	6.000000	---	---	828.000
9	1	80.800	6.000000	---	---	306.000
10	2	74.900	6.000000	1636.000	---	609.000
11	3	60.400	6.000000	1278.000	1394.000	269.000
12	3	57.300	6.000000	1719.000	999.000	826.000
13	2	64.800	6.000000	1378.000	---	41.000
14	2	66.600	6.000000	933.000	---	631.000

**Detailed Results for Radar Type 5_Trial 2**

Burst	No. of Pulses	Pulse Width (μs)	Chirp Width (MHz)	Pulse 1-to-2 Spacing (μs)	Pulse 2-to-3 Spacing (μs)	Starting Location Within Interval (μs)
1	2	70.500	17.000000	956.000	---	247.000
2	3	85.800	17.000000	1726.000	1051.000	659.000
3	2	67.600	17.000000	1910.000	---	383.000
4	2	97.900	17.000000	1794.000	---	123.000
5	3	55.000	17.000000	1798.000	1000.000	48.000
6	2	55.900	17.000000	1322.000	---	464.000
7	3	53.400	17.000000	1270.000	1431.000	347.000
8	2	88.300	17.000000	1417.000	---	544.000
9	2	95.600	17.000000	1228.000	---	453.000
10	2	70.400	17.000000	1039.000	---	291.000
11	2	53.000	17.000000	1860.000	---	689.000
12	1	80.600	17.000000	---	---	628.000
13	3	67.000	17.000000	1382.000	1724.000	487.000
14	2	67.300	17.000000	1895.000	---	682.000
15	2	63.100	17.000000	1171.000	---	343.000
16	2	79.400	17.000000	1369.000	---	186.000

**Detailed Results for Radar Type 5_Trial 3**

Burst	No. of Pulses	Pulse Width (μs)	Chirp Width (MHz)	Pulse 1-to-2 Spacing (μs)	Pulse 2-to-3 Spacing (μs)	Starting Location Within Interval (μs)
1	2	77.400	20.000000	1666.000	---	613.000
2	3	99.600	20.000000	1128.000	1195.000	1083.000
3	3	95.100	20.000000	1506.000	1563.000	362.000
4	1	84.300	20.000000	---	---	319.000
5	3	88.900	20.000000	1568.000	1152.000	604.000
6	2	69.200	20.000000	995.000	---	451.000
7	2	81.400	20.000000	1689.000	---	791.000
8	2	88.500	20.000000	1286.000	---	359.000
9	3	70.600	20.000000	1189.000	1825.000	241.000
10	3	56.000	20.000000	1217.000	1783.000	317.000

**Detailed Results for Radar Type 5_Trial 4**

Burst	No. of Pulses	Pulse Width (μs)	Chirp Width (MHz)	Pulse 1-to-2 Spacing (μs)	Pulse 2-to-3 Spacing (μs)	Starting Location Within Interval (μs)
1	1	84.500	5.000000	---	---	77.000
2	2	85.100	5.000000	1049.000	---	561.000
3	2	77.500	5.000000	1012.000	---	322.000
4	2	95.300	5.000000	1524.000	---	591.000
5	2	69.000	5.000000	1447.000	---	479.000
6	2	65.200	5.000000	1574.000	---	177.000
7	3	77.400	5.000000	1446.000	1628.000	4.000
8	2	58.000	5.000000	1737.000	---	631.000
9	3	58.500	5.000000	1714.000	1626.000	330.000
10	1	98.600	5.000000	---	---	508.000
11	1	73.900	5.000000	---	---	27.000
12	1	67.700	5.000000	---	---	157.000
13	1	99.000	5.000000	---	---	313.000
14	2	76.800	5.000000	1232.000	---	429.000
15	2	89.900	5.000000	1618.000	---	574.000
16	3	88.000	5.000000	1587.000	1221.000	326.000
17	1	55.100	5.000000	---	---	550.000
18	3	93.900	5.000000	930.000	1084.000	275.000

**Detailed Results for Radar Type 5_Trial 5**

Burst	No. of Pulses	Pulse Width (μs)	Chirp Width (MHz)	Pulse 1-to-2 Spacing (μs)	Pulse 2-to-3 Spacing (μs)	Starting Location Within Interval (μs)
1	2	55.900	14.000000	1883.000	---	1025.000
2	2	64.100	14.000000	1710.000	---	849.000
3	2	77.200	14.000000	1650.000	---	136.000
4	2	96.600	14.000000	1520.000	---	468.000
5	2	98.000	14.000000	923.000	---	376.000
6	2	66.700	14.000000	1462.000	---	705.000
7	3	66.400	14.000000	1003.000	1192.000	1416.000
8	2	57.000	14.000000	1038.000	---	240.000

**Detailed Results for Radar Type 5_Trial 6**

Burst	No. of Pulses	Pulse Width (μ s)	Chirp Width (MHz)	Pulse 1-to-2 Spacing (μ s)	Pulse 2-to-3 Spacing (μ s)	Starting Location Within Interval (μ s)
1	2	59.500	11.000000	1738.000	---	660.000
2	1	57.000	11.000000	---	---	796.000
3	2	54.400	11.000000	1891.000	---	779.000
4	2	97.500	11.000000	1566.000	---	298.000
5	3	52.000	11.000000	1941.000	1472.000	201.000
6	1	62.500	11.000000	---	---	211.000
7	2	79.100	11.000000	1016.000	---	30.000
8	2	98.600	11.000000	927.000	---	485.000
9	2	52.900	11.000000	1814.000	---	328.000
10	2	64.600	11.000000	1644.000	---	339.000
11	3	75.300	11.000000	1710.000	1296.000	500.000
12	1	74.200	11.000000	---	---	451.000
13	1	58.400	11.000000	---	---	160.000
14	1	97.500	11.000000	---	---	573.000

**Detailed Results for Radar Type 5_Trial 7**

Burst	No. of Pulses	Pulse Width (μs)	Chirp Width (MHz)	Pulse 1-to-2 Spacing (μs)	Pulse 2-to-3 Spacing (μs)	Starting Location Within Interval (μs)
1	2	68.600	13.000000	1614.000	---	278.000
2	3	78.700	13.000000	1230.000	1429.000	455.000
3	2	72.000	13.000000	1581.000	---	173.000
4	2	75.600	13.000000	977.000	---	212.000
5	2	65.500	13.000000	1725.000	---	589.000
6	2	55.000	13.000000	1600.000	---	3.000
7	1	57.000	13.000000	---	---	642.000
8	2	70.100	13.000000	1454.000	---	556.000
9	2	52.700	13.000000	1212.000	---	448.000
10	3	61.200	13.000000	1845.000	1035.000	543.000
11	2	98.000	13.000000	1740.000	---	298.000
12	2	56.300	13.000000	1488.000	---	3.000
13	3	74.200	13.000000	1454.000	1697.000	589.000
14	1	91.600	13.000000	---	---	282.000
15	3	70.600	13.000000	1578.000	1218.000	414.000

**Detailed Results for Radar Type 5_Trial 8**

Burst	No. of Pulses	Pulse Width (μs)	Chirp Width (MHz)	Pulse 1-to-2 Spacing (μs)	Pulse 2-to-3 Spacing (μs)	Starting Location Within Interval (μs)
1	1	70.600	15.000000	---	---	302.000
2	1	74.700	15.000000	---	---	299.000
3	1	63.600	15.000000	---	---	82.000
4	2	52.100	15.000000	1812.000	---	536.000
5	1	97.500	15.000000	---	---	395.000
6	2	96.300	15.000000	1335.000	---	250.000
7	3	70.800	15.000000	1052.000	1243.000	462.000
8	3	59.600	15.000000	1059.000	1550.000	477.000
9	3	99.200	15.000000	1633.000	1572.000	254.000
10	1	53.300	15.000000	---	---	33.000
11	3	98.600	15.000000	1526.000	1428.000	564.000
12	3	89.300	15.000000	1017.000	1662.000	221.000
13	1	62.700	15.000000	---	---	248.000
14	2	70.400	15.000000	1855.000	---	232.000
15	3	61.400	15.000000	1444.000	1073.000	470.000
16	1	76.000	15.000000	---	---	441.000
17	2	90.800	15.000000	1164.000	---	195.000
18	3	65.200	15.000000	1246.000	1582.000	246.000
19	3	74.700	15.000000	928.000	1671.000	194.000
20	2	75.100	15.000000	989.000	---	83.000

**Detailed Results for Radar Type 5_Trial 9**

Burst	No. of Pulses	Pulse Width (μs)	Chirp Width (MHz)	Pulse 1-to-2 Spacing (μs)	Pulse 2-to-3 Spacing (μs)	Starting Location Within Interval (μs)
1	3	53.400	13.000000	1343.000	1742.000	651.000
2	1	57.300	13.000000	---	---	857.000
3	1	61.900	13.000000	---	---	567.000
4	3	60.500	13.000000	1355.000	1499.000	847.000
5	1	62.000	13.000000	---	---	1014.000
6	2	94.800	13.000000	1584.000	---	512.000
7	1	64.300	13.000000	---	---	992.000
8	3	93.200	13.000000	1157.000	1861.000	285.000
9	3	56.000	13.000000	1813.000	1900.000	1189.000
10	2	79.100	13.000000	1234.000	---	1006.000

**Detailed Results for Radar Type 5_Trial 10**

Burst	No. of Pulses	Pulse Width (μs)	Chirp Width (MHz)	Pulse 1-to-2 Spacing (μs)	Pulse 2-to-3 Spacing (μs)	Starting Location Within Interval (μs)
1	3	68.400	12.000000	1658.000	1189.000	811.000
2	3	79.800	12.000000	1645.000	1732.000	1059.000
3	1	86.100	12.000000	---	---	970.000
4	1	83.200	12.000000	---	---	765.000
5	1	97.500	12.000000	---	---	1117.000
6	2	51.300	12.000000	1708.000	---	559.000
7	3	77.900	12.000000	1276.000	1521.000	253.000
8	3	80.800	12.000000	1804.000	959.000	563.000
9	2	82.100	12.000000	1443.000	---	169.000
10	3	65.000	12.000000	1848.000	1035.000	156.000

**Detailed Results for Radar Type 5_Trial 11**

Burst	No. of Pulses	Pulse Width (μ s)	Chirp Width (MHz)	Pulse 1-to-2 Spacing (μ s)	Pulse 2-to-3 Spacing (μ s)	Starting Location Within Interval (μ s)
1	2	66.900	16.000000	1927.000	---	308.000
2	3	68.300	16.000000	1068.000	1286.000	574.000
3	2	50.600	16.000000	1234.000	---	468.000
4	2	58.200	16.000000	1470.000	---	785.000
5	3	58.300	16.000000	1083.000	1021.000	1235.000
6	1	71.500	16.000000	---	---	91.000
7	1	67.400	16.000000	---	---	710.000
8	3	59.100	16.000000	1642.000	1231.000	561.000
9	2	66.000	16.000000	1446.000	---	628.000

**Detailed Results for Radar Type 5_Trial 12**

Burst	No. of Pulses	Pulse Width (μs)	Chirp Width (MHz)	Pulse 1-to-2 Spacing (μs)	Pulse 2-to-3 Spacing (μs)	Starting Location Within Interval (μs)
1	3	97.300	12.000000	1764.000	1049.000	85.000
2	1	83.400	12.000000	---	---	882.000
3	1	94.700	12.000000	---	---	903.000
4	2	60.100	12.000000	1023.000	---	878.000
5	2	54.600	12.000000	1385.000	---	1271.000
6	3	88.100	12.000000	1088.000	1048.000	932.000
7	3	90.200	12.000000	1799.000	1142.000	226.000
8	3	63.400	12.000000	1149.000	971.000	1426.000

**Detailed Results for Radar Type 5_Trial 13**

Burst	No. of Pulses	Pulse Width (μs)	Chirp Width (MHz)	Pulse 1-to-2 Spacing (μs)	Pulse 2-to-3 Spacing (μs)	Starting Location Within Interval (μs)
1	1	51.100	19.000000	---	---	551.000
2	2	85.100	19.000000	1734.000	---	404.000
3	3	52.100	19.000000	1720.000	1874.000	512.000
4	1	74.000	19.000000	---	---	40.000
5	2	52.100	19.000000	1849.000	---	96.000
6	2	76.700	19.000000	1657.000	---	349.000
7	1	55.400	19.000000	---	---	91.000
8	3	81.200	19.000000	1796.000	1552.000	89.000
9	2	60.900	19.000000	1713.000	---	57.000
10	2	57.100	19.000000	1611.000	---	530.000
11	2	50.100	19.000000	1364.000	---	248.000
12	1	89.400	19.000000	---	---	296.000
13	3	64.500	19.000000	1437.000	1500.000	469.000
14	2	72.500	19.000000	1415.000	---	437.000
15	3	72.200	19.000000	1705.000	1577.000	554.000
16	2	87.800	19.000000	1175.000	---	48.000
17	2	91.300	19.000000	1613.000	---	537.000
18	2	65.400	19.000000	1307.000	---	194.000
19	1	56.300	19.000000	---	---	276.000
20	2	68.900	19.000000	1611.000	---	430.000

**Detailed Results for Radar Type 5_Trial 14**

Burst	No. of Pulses	Pulse Width (μs)	Chirp Width (MHz)	Pulse 1-to-2 Spacing (μs)	Pulse 2-to-3 Spacing (μs)	Starting Location Within Interval (μs)
1	3	53.000	16.000000	1731.000	1776.000	102.000
2	2	61.000	16.000000	988.000	---	570.000
3	1	59.900	16.000000	---	---	566.000
4	1	85.500	16.000000	---	---	213.000
5	3	94.800	16.000000	1100.000	1674.000	103.000
6	3	81.600	16.000000	979.000	1275.000	44.000
7	1	57.300	16.000000	---	---	498.000
8	2	93.800	16.000000	999.000	---	772.000
9	2	75.100	16.000000	1593.000	---	686.000
10	3	96.400	16.000000	1515.000	1372.000	320.000
11	2	59.600	16.000000	1224.000	---	9.000
12	2	69.600	16.000000	1553.000	---	192.000
13	1	84.300	16.000000	---	---	102.000
14	3	70.600	16.000000	1234.000	961.000	644.000
15	1	97.700	16.000000	---	---	436.000

**Detailed Results for Radar Type 5_Trial 15**

Burst	No. of Pulses	Pulse Width (μs)	Chirp Width (MHz)	Pulse 1-to-2 Spacing (μs)	Pulse 2-to-3 Spacing (μs)	Starting Location Within Interval (μs)
1	2	97.500	12.000000	1544.000	---	99.000
2	2	65.600	12.000000	1375.000	---	550.000
3	1	68.300	12.000000	---	---	550.000
4	3	50.300	12.000000	1878.000	1651.000	1131.000
5	3	51.700	12.000000	975.000	1518.000	102.000
6	3	57.200	12.000000	1700.000	1447.000	1041.000
7	2	98.400	12.000000	1637.000	---	130.000
8	3	58.900	12.000000	1602.000	1161.000	38.000
9	2	60.100	12.000000	984.000	---	333.000

**Detailed Results for Radar Type 5_Trial 16**

Burst	No. of Pulses	Pulse Width (μs)	Chirp Width (MHz)	Pulse 1-to-2 Spacing (μs)	Pulse 2-to-3 Spacing (μs)	Starting Location Within Interval (μs)
1	2	52.400	9.000000	974.000	---	609.000
2	2	55.800	9.000000	1319.000	---	738.000
3	2	58.000	9.000000	1056.000	---	899.000
4	2	50.700	9.000000	975.000	---	575.000
5	1	54.600	9.000000	---	---	73.000
6	2	82.900	9.000000	1205.000	---	107.000
7	2	51.100	9.000000	991.000	---	451.000
8	2	94.700	9.000000	1862.000	---	331.000
9	2	65.500	9.000000	1034.000	---	871.000
10	2	62.000	9.000000	1226.000	---	12.000
11	3	65.600	9.000000	1015.000	1040.000	157.000
12	2	54.800	9.000000	1350.000	---	641.000
13	2	68.900	9.000000	1496.000	---	791.000

**Detailed Results for Radar Type 5_Trial 17**

Burst	No. of Pulses	Pulse Width (μs)	Chirp Width (MHz)	Pulse 1-to-2 Spacing (μs)	Pulse 2-to-3 Spacing (μs)	Starting Location Within Interval (μs)
1	3	93.000	5.000000	1554.000	1785.000	287.000
2	1	83.900	5.000000	---	---	719.000
3	1	58.600	5.000000	---	---	22.000
4	2	51.600	5.000000	1301.000	---	508.000
5	2	86.000	5.000000	971.000	---	394.000
6	2	52.400	5.000000	1014.000	---	126.000
7	2	81.600	5.000000	1650.000	---	756.000
8	2	73.500	5.000000	1428.000	---	653.000
9	1	58.900	5.000000	---	---	761.000
10	1	93.500	5.000000	---	---	118.000
11	2	90.600	5.000000	1774.000	---	108.000
12	2	58.400	5.000000	1448.000	---	740.000
13	2	89.100	5.000000	1406.000	---	689.000
14	2	73.900	5.000000	1071.000	---	160.000
15	1	61.700	5.000000	---	---	172.000

**Detailed Results for Radar Type 5_Trial 18**

Burst	No. of Pulses	Pulse Width (µs)	Chirp Width (MHz)	Pulse 1-to-2 Spacing (µs)	Pulse 2-to-3 Spacing (µs)	Starting Location Within Interval (µs)
1	3	66.400	15.000000	1599.000	1875.000	190.000
2	1	73.600	15.000000	---	---	165.000
3	2	55.200	15.000000	1726.000	---	332.000
4	2	62.700	15.000000	1752.000	---	117.000
5	3	50.600	15.000000	1523.000	1052.000	572.000
6	2	57.800	15.000000	944.000	---	746.000
7	3	98.000	15.000000	1343.000	1215.000	147.000
8	2	82.800	15.000000	1182.000	---	30.000
9	2	62.900	15.000000	1549.000	---	395.000
10	2	50.700	15.000000	1196.000	---	333.000
11	3	69.200	15.000000	1106.000	1036.000	388.000
12	3	60.900	15.000000	1175.000	1183.000	612.000
13	2	78.500	15.000000	1908.000	---	125.000
14	2	67.800	15.000000	1667.000	---	502.000
15	2	58.000	15.000000	1869.000	---	224.000

**Detailed Results for Radar Type 5_Trial 19**

Burst	No. of Pulses	Pulse Width (μs)	Chirp Width (MHz)	Pulse 1-to-2 Spacing (μs)	Pulse 2-to-3 Spacing (μs)	Starting Location Within Interval (μs)
1	1	85.200	14.000000	---	---	99.000
2	3	59.000	14.000000	1887.000	1086.000	687.000
3	1	51.000	14.000000	---	---	381.000
4	2	84.800	14.000000	1906.000	---	520.000
5	3	83.200	14.000000	1466.000	1170.000	910.000
6	3	92.300	14.000000	977.000	1255.000	1.000
7	2	59.400	14.000000	1674.000	---	732.000
8	2	90.700	14.000000	1058.000	---	642.000
9	3	93.100	14.000000	961.000	934.000	359.000
10	3	74.900	14.000000	1673.000	1639.000	602.000
11	2	90.800	14.000000	1227.000	---	430.000
12	3	58.500	14.000000	1625.000	1374.000	10.000
13	1	57.700	14.000000	---	---	804.000

**Detailed Results for Radar Type 5_Trial 20**

Burst	No. of Pulses	Pulse Width (μs)	Chirp Width (MHz)	Pulse 1-to-2 Spacing (μs)	Pulse 2-to-3 Spacing (μs)	Starting Location Within Interval (μs)
1	2	57.400	6.000000	963.000	---	180.000
2	2	93.600	6.000000	1584.000	---	459.000
3	2	80.100	6.000000	1493.000	---	435.000
4	1	64.100	6.000000	---	---	1256.000
5	2	67.700	6.000000	1215.000	---	734.000
6	1	96.500	6.000000	---	---	1281.000
7	2	81.500	6.000000	974.000	---	1432.000
8	2	66.800	6.000000	1558.000	---	92.000

**Detailed Results for Radar Type 5_Trial 21**

Burst	No. of Pulses	Pulse Width (μ s)	Chirp Width (MHz)	Pulse 1-to-2 Spacing (μ s)	Pulse 2-to-3 Spacing (μ s)	Starting Location Within Interval (μ s)
1	3	86.900	18.000000	1072.000	1743.000	270.000
2	3	81.200	18.000000	1473.000	1232.000	993.000
3	3	100.000	18.000000	1838.000	1883.000	1083.000
4	1	65.400	18.000000	---	---	815.000
5	3	80.200	18.000000	1355.000	1538.000	799.000
6	3	96.500	18.000000	1759.000	1784.000	72.000
7	3	80.300	18.000000	1386.000	1646.000	426.000
8	2	81.600	18.000000	1787.000	---	878.000

**Detailed Results for Radar Type 5_Trial 22**

Burst	No. of Pulses	Pulse Width (μs)	Chirp Width (MHz)	Pulse 1-to-2 Spacing (μs)	Pulse 2-to-3 Spacing (μs)	Starting Location Within Interval (μs)
1	2	69.400	19.000000	1872.000	---	221.000
2	2	59.100	19.000000	1839.000	---	120.000
3	3	76.800	19.000000	1911.000	981.000	550.000
4	2	70.500	19.000000	1328.000	---	331.000
5	1	63.100	19.000000	---	---	681.000
6	3	59.900	19.000000	1048.000	1055.000	264.000
7	2	50.000	19.000000	1246.000	---	301.000
8	2	53.200	19.000000	993.000	---	222.000
9	1	80.500	19.000000	---	---	496.000
10	2	86.900	19.000000	1135.000	---	371.000
11	3	99.000	19.000000	1818.000	935.000	639.000
12	3	85.200	19.000000	1495.000	1079.000	633.000
13	3	68.700	19.000000	1289.000	1482.000	99.000
14	2	85.700	19.000000	1340.000	---	358.000
15	2	82.900	19.000000	1395.000	---	502.000
16	2	53.400	19.000000	1111.000	---	74.000
17	2	97.400	19.000000	1764.000	---	476.000

**Detailed Results for Radar Type 5_Trial 23**

Burst	No. of Pulses	Pulse Width (μs)	Chirp Width (MHz)	Pulse 1-to-2 Spacing (μs)	Pulse 2-to-3 Spacing (μs)	Starting Location Within Interval (μs)
1	3	64.900	8.000000	1505.000	942.000	403.000
2	2	74.300	8.000000	1789.000	---	177.000
3	3	70.800	8.000000	1084.000	1077.000	477.000
4	2	89.800	8.000000	1727.000	---	39.000
5	2	93.800	8.000000	1220.000	---	581.000
6	3	71.300	8.000000	1699.000	1079.000	519.000
7	2	73.200	8.000000	1306.000	---	9.000
8	2	78.200	8.000000	1010.000	---	72.000
9	3	65.600	8.000000	1443.000	1201.000	152.000
10	2	80.300	8.000000	1521.000	---	187.000
11	1	53.000	8.000000	---	---	669.000
12	2	97.600	8.000000	1808.000	---	558.000
13	2	69.000	8.000000	1583.000	---	502.000
14	3	98.300	8.000000	1282.000	1548.000	356.000
15	3	58.000	8.000000	1058.000	1448.000	179.000
16	2	53.300	8.000000	993.000	---	253.000
17	2	78.600	8.000000	1265.000	---	413.000

**Detailed Results for Radar Type 5_Trial 24**

Burst	No. of Pulses	Pulse Width (μs)	Chirp Width (MHz)	Pulse 1-to-2 Spacing (μs)	Pulse 2-to-3 Spacing (μs)	Starting Location Within Interval (μs)
1	2	78.100	10.000000	1102.000	---	160.000
2	2	51.400	10.000000	957.000	---	633.000
3	3	85.200	10.000000	1076.000	1386.000	363.000
4	1	96.300	10.000000	---	---	992.000
5	1	67.200	10.000000	---	---	751.000
6	3	68.900	10.000000	1284.000	1725.000	149.000
7	2	75.900	10.000000	958.000	---	690.000
8	2	87.000	10.000000	1715.000	---	512.000
9	1	88.500	10.000000	---	---	611.000
10	3	61.000	10.000000	1333.000	1179.000	361.000
11	1	57.000	10.000000	---	---	214.000
12	2	55.900	10.000000	1656.000	---	643.000

**Detailed Results for Radar Type 5_Trial 25**

Burst	No. of Pulses	Pulse Width (µs)	Chirp Width (MHz)	Pulse 1-to-2 Spacing (µs)	Pulse 2-to-3 Spacing (µs)	Starting Location Within Interval (µs)
1	2	74.800	8.000000	1894.000	---	41.000
2	2	95.100	8.000000	1815.000	---	443.000
3	1	95.500	8.000000	---	---	663.000
4	2	87.500	8.000000	1259.000	---	156.000
5	3	86.300	8.000000	947.000	1761.000	185.000
6	1	90.900	8.000000	---	---	246.000
7	2	51.800	8.000000	1879.000	---	166.000
8	1	92.100	8.000000	---	---	203.000
9	3	83.800	8.000000	1477.000	1851.000	570.000
10	1	51.500	8.000000	---	---	48.000
11	1	60.400	8.000000	---	---	1.000
12	3	95.800	8.000000	934.000	1424.000	382.000
13	2	79.200	8.000000	1808.000	---	537.000
14	3	79.500	8.000000	1300.000	1192.000	323.000
15	1	83.200	8.000000	---	---	343.000
16	2	98.800	8.000000	1791.000	---	560.000
17	2	50.800	8.000000	1866.000	---	659.000

**Detailed Results for Radar Type 5_Trial 26**

Burst	No. of Pulses	Pulse Width (μs)	Chirp Width (MHz)	Pulse 1-to-2 Spacing (μs)	Pulse 2-to-3 Spacing (μs)	Starting Location Within Interval (μs)
1	2	51.000	9.000000	1731.000	---	259.000
2	2	69.300	9.000000	1762.000	---	617.000
3	1	94.600	9.000000	---	---	379.000
4	2	65.100	9.000000	1536.000	---	103.000
5	3	51.100	9.000000	1546.000	1400.000	650.000
6	2	86.100	9.000000	1619.000	---	221.000
7	1	80.000	9.000000	---	---	44.000
8	1	60.800	9.000000	---	---	384.000
9	3	56.200	9.000000	1627.000	1397.000	126.000
10	1	99.700	9.000000	---	---	20.000
11	1	84.000	9.000000	---	---	411.000
12	3	83.100	9.000000	1223.000	1586.000	232.000
13	1	50.900	9.000000	---	---	179.000
14	1	53.200	9.000000	---	---	48.000
15	2	71.800	9.000000	1079.000	---	692.000
16	2	66.300	9.000000	1893.000	---	503.000
17	2	51.200	9.000000	1362.000	---	455.000

**Detailed Results for Radar Type 5_Trial 27**

Burst	No. of Pulses	Pulse Width (μs)	Chirp Width (MHz)	Pulse 1-to-2 Spacing (μs)	Pulse 2-to-3 Spacing (μs)	Starting Location Within Interval (μs)
1	3	52.300	11.000000	1799.000	1297.000	737.000
2	3	53.600	11.000000	1397.000	1860.000	189.000
3	1	59.200	11.000000	---	---	495.000
4	3	54.300	11.000000	1885.000	1319.000	152.000
5	1	75.600	11.000000	---	---	76.000
6	1	52.900	11.000000	---	---	190.000
7	1	97.700	11.000000	---	---	195.000
8	2	50.200	11.000000	1276.000	---	604.000
9	3	95.000	11.000000	1526.000	1582.000	267.000
10	3	77.500	11.000000	1494.000	1729.000	842.000
11	1	66.900	11.000000	---	---	144.000
12	2	96.100	11.000000	1441.000	---	435.000
13	3	62.500	11.000000	1037.000	1474.000	262.000
14	2	53.100	11.000000	1278.000	---	525.000

**Detailed Results for Radar Type 5_Trial 28**

Burst	No. of Pulses	Pulse Width (μs)	Chirp Width (MHz)	Pulse 1-to-2 Spacing (μs)	Pulse 2-to-3 Spacing (μs)	Starting Location Within Interval (μs)
1	3	92.800	10.000000	1307.000	1195.000	177.000
2	2	69.200	10.000000	1264.000	---	1014.000
3	2	63.000	10.000000	1830.000	---	875.000
4	1	58.400	10.000000	---	---	470.000
5	2	74.900	10.000000	1531.000	---	184.000
6	2	76.000	10.000000	1488.000	---	679.000
7	2	50.500	10.000000	1360.000	---	296.000
8	1	82.500	10.000000	---	---	645.000
9	3	58.800	10.000000	1168.000	1620.000	345.000
10	2	70.900	10.000000	1468.000	---	205.000
11	1	72.700	10.000000	---	---	702.000

**Detailed Results for Radar Type 5_Trial 29**

Burst	No. of Pulses	Pulse Width (µs)	Chirp Width (MHz)	Pulse 1-to-2 Spacing (µs)	Pulse 2-to-3 Spacing (µs)	Starting Location Within Interval (µs)
1	2	63.100	5.000000	1767.000	---	49.000
2	2	54.000	5.000000	1907.000	---	76.000
3	1	74.000	5.000000	---	---	573.000
4	3	69.500	5.000000	1490.000	1185.000	440.000
5	2	62.300	5.000000	1013.000	---	645.000
6	2	52.800	5.000000	1682.000	---	178.000
7	2	90.100	5.000000	1367.000	---	171.000
8	1	86.200	5.000000	---	---	251.000
9	2	94.800	5.000000	908.000	---	307.000
10	2	66.500	5.000000	972.000	---	415.000
11	3	60.800	5.000000	1555.000	1769.000	440.000
12	2	69.200	5.000000	1364.000	---	408.000
13	2	82.600	5.000000	1077.000	---	86.000
14	3	89.600	5.000000	934.000	1096.000	215.000
15	2	87.700	5.000000	958.000	---	272.000
16	2	74.300	5.000000	1246.000	---	576.000
17	1	98.600	5.000000	---	---	262.000
18	3	82.600	5.000000	1172.000	1322.000	628.000

**Detailed Results for Radar Type 5_Trial 30**

Burst	No. of Pulses	Pulse Width (μs)	Chirp Width (MHz)	Pulse 1-to-2 Spacing (μs)	Pulse 2-to-3 Spacing (μs)	Starting Location Within Interval (μs)
1	2	69.200	20.000000	1589.000	---	608.000
2	2	96.300	20.000000	1096.000	---	1107.000
3	2	65.100	20.000000	973.000	---	1251.000
4	3	82.700	20.000000	1229.000	1116.000	442.000
5	1	86.700	20.000000	---	---	528.000
6	1	50.500	20.000000	---	---	261.000
7	2	74.700	20.000000	1296.000	---	317.000
8	1	58.000	20.000000	---	---	131.000
9	3	82.600	20.000000	1463.000	985.000	1132.000



Detailed Results for Radar Type 6

Trial Number	Pulse Width (μs)	PRI (μs)	No. of Pulses	Pulses Detected	Comment
1	1.000	300.000	9	YES	
2	1.000	300.000	9	YES	
3	1.000	300.000	9	YES	
4	1.000	300.000	9	YES	
5	1.000	300.000	9	YES	
6	1.000	300.000	9	YES	
7	1.000	300.000	9	YES	
8	1.000	300.000	9	YES	
9	1.000	300.000	9	YES	
10	1.000	300.000	9	YES	
11	1.000	300.000	9	YES	
12	1.000	300.000	9	YES	
13	1.000	300.000	9	YES	
14	1.000	300.000	9	YES	
15	1.000	300.000	9	YES	
16	1.000	300.000	9	YES	
17	1.000	300.000	9	YES	
18	1.000	300.000	9	YES	
19	1.000	300.000	9	YES	
20	1.000	300.000	9	YES	
21	1.000	300.000	9	YES	
22	1.000	300.000	9	YES	
23	1.000	300.000	9	YES	
24	1.000	300.000	9	YES	
25	1.000	300.000	9	YES	
26	1.000	300.000	9	YES	
27	1.000	300.000	9	YES	
28	1.000	300.000	9	YES	
29	1.000	300.000	9	YES	
30	1.000	300.000	9	YES	



DFS Statistical Performance Check (5510 MHz; 21.000 dBm; 40 MHz)

Test according to FCC title 47 part 15 §15.407(h), KDB 905462 D02 U-NII DFS Compliance Procedures New Rules v02 Clause 7.8.4

Measurement Summary

DUT Frequency (MHz)	Radar Type No.	Detection count	Percentage of Detection Px	Detection Limit	Overall Result	Overall Comment
5510.000000	1	30 of 30	100.00%	60.0 %	PASS	
5510.000000	2	28 of 30	93.33%	60.0 %	PASS	
5510.000000	3	29 of 30	96.67%	60.0 %	PASS	
5510.000000	4	29 of 30	96.67%	60.0 %	PASS	
5510.000000	5	29 of 30	96.67%	80.0 %	PASS	
5510.000000	6	30 of 30	100.00%	70.0 %	PASS	

Aggregate Results for Short Pulse Radar Type 1-4

Aggregate Calculation as follows	Aggregate Percentage	Aggregate Limit	Aggregate Result	Aggregate Comment
$(P1 + P2 + P3 + P4) / 4$	96.67%	80.0 %	PASS	



Detailed Results for Radar Type 1

Trial Number	Random Trial used	Pulse Width (μs)	PRI (μs)	No. of Pulses	Pulses Detected	Comment
1	4	1.000	578.000	92	YES	
2	32	1.000	1303.000	41	YES	
3	50	1.000	3060.000	18	YES	
4	15	1.000	798.000	67	YES	
5	30	1.000	1108.000	48	YES	
6	20	1.000	898.000	59	YES	
7	45	1.000	2572.000	21	YES	
8	41	1.000	2181.000	25	YES	
9	9	1.000	678.000	78	YES	
10	8	1.000	658.000	81	YES	
11	28	1.000	912.000	58	YES	
12	29	1.000	1010.000	53	YES	
13	44	1.000	2474.000	22	YES	
14	34	1.000	1498.000	36	YES	
15	25	1.000	620.000	86	YES	
16	2	1.000	538.000	99	YES	
17	49	1.000	2962.000	18	YES	
18	33	1.000	1400.000	38	YES	
19	39	1.000	1986.000	27	YES	
20	21	1.000	918.000	58	YES	
21	5	1.000	598.000	89	YES	
22	47	1.000	2767.000	20	YES	
23	3	1.000	558.000	95	YES	
24	16	1.000	818.000	65	YES	
25	22	1.000	938.000	57	YES	
26	40	1.000	2084.000	26	YES	
27	38	1.000	1888.000	28	YES	
28	19	1.000	878.000	61	YES	
29	24	1.000	522.000	102	YES	
30	46	1.000	2669.000	20	YES	



Detailed Results for Radar Type 2

Trial Number	Random Trial used	Pulse Width (μ s)	PRI (μ s)	No. of Pulses	Pulses Detected	Comment
1	49	1.800	159.000	25	YES	
2	35	1.200	206.000	24	YES	
3	44	3.500	167.000	29	YES	
4	12	3.100	182.000	28	YES	
5	2	4.500	191.000	23	YES	
6	14	4.800	175.000	24	YES	
7	24	4.400	188.000	27	YES	
8	37	3.400	191.000	24	YES	
9	48	4.200	227.000	24	YES	
10	27	2.700	199.000	29	YES	
11	25	4.400	202.000	24	YES	
12	26	3.700	217.000	28	YES	
13	17	4.500	213.000	23	YES	
14	46	3.000	191.000	28	YES	
15	11	1.700	224.000	23	YES	
16	29	4.100	189.000	26	YES	
17	15	2.200	180.000	29	YES	
18	9	3.900	212.000	27	YES	
19	13	2.200	193.000	24	No	
20	30	4.200	173.000	25	YES	
21	33	2.100	228.000	28	YES	
22	4	4.700	200.000	23	YES	
23	28	1.700	216.000	27	YES	
24	32	3.700	222.000	26	YES	
25	41	1.300	219.000	25	YES	
26	38	2.000	180.000	25	YES	
27	19	2.000	200.000	25	YES	
28	5	3.500	226.000	26	YES	
29	20	1.200	185.000	25	No	
30	50	4.100	158.000	25	YES	



Detailed Results for Radar Type 3

Trial Number	Random Trial used	Pulse Width (μs)	PRI (μs)	No. of Pulses	Pulses Detected	Comment
1	3	9.500	297.000	16	YES	
2	27	6.600	301.000	17	YES	
3	11	9.000	500.000	16	YES	
4	26	9.200	497.000	17	YES	
5	29	9.900	446.000	17	YES	
6	14	6.600	455.000	16	YES	
7	34	6.400	477.000	17	YES	
8	38	6.300	476.000	17	YES	
9	18	6.200	263.000	18	YES	
10	50	7.700	206.000	17	YES	
11	1	8.000	494.000	18	YES	
12	10	9.800	206.000	17	YES	
13	17	8.700	413.000	17	YES	
14	20	8.200	272.000	18	YES	
15	30	8.400	309.000	17	YES	
16	2	7.500	211.000	17	YES	
17	37	7.500	217.000	17	YES	
18	46	8.500	349.000	17	YES	
19	7	6.500	466.000	17	YES	
20	23	9.700	256.000	16	No	
21	39	7.200	358.000	18	YES	
22	4	8.300	462.000	17	YES	
23	41	7.700	467.000	16	YES	
24	45	6.700	426.000	17	YES	
25	47	9.800	250.000	17	YES	
26	22	6.500	433.000	17	YES	
27	12	8.000	463.000	17	YES	
28	35	7.300	200.000	18	YES	
29	13	8.400	343.000	17	YES	
30	49	6.500	288.000	18	YES	



Detailed Results for Radar Type 4

Trial Number	Random Trial used	Pulse Width (μs)	PRI (μs)	No. of Pulses	Pulses Detected	Comment
1	35	12.600	268.000	13	YES	
2	17	17.100	308.000	15	YES	
3	13	16.000	485.000	14	YES	
4	42	18.500	208.000	14	YES	
5	38	15.500	451.000	15	YES	
6	18	15.600	420.000	15	YES	
7	39	12.400	217.000	14	YES	
8	5	14.100	478.000	15	YES	
9	2	19.900	428.000	12	YES	
10	10	14.200	351.000	12	YES	
11	30	11.800	384.000	14	YES	
12	40	13.600	237.000	15	YES	
13	9	13.300	254.000	14	YES	
14	29	17.300	287.000	16	YES	
15	48	14.500	433.000	12	YES	
16	32	12.600	293.000	15	YES	
17	26	18.900	299.000	16	YES	
18	41	13.300	439.000	14	YES	
19	3	13.600	398.000	15	YES	
20	31	14.400	266.000	14	YES	
21	27	15.600	303.000	13	YES	
22	15	14.700	324.000	13	No	
23	19	15.700	403.000	16	YES	
24	21	11.700	483.000	16	YES	
25	16	19.900	366.000	14	YES	
26	25	16.600	282.000	16	YES	
27	22	17.800	420.000	13	YES	
28	1	15.900	410.000	13	YES	
29	8	14.100	283.000	15	YES	
30	36	12.500	413.000	14	YES	



Detailed Results for Radar Type 5

Trial Number	Random Trial used	Pulses Detected	Comment
1	28	YES	For detailed burst data see separate table Type5_Trial1
2	11	YES	For detailed burst data see separate table Type5_Trial2
3	12	No	For detailed burst data see separate table Type5_Trial3
4	42	YES	For detailed burst data see separate table Type5_Trial4
5	47	YES	For detailed burst data see separate table Type5_Trial5
6	35	YES	For detailed burst data see separate table Type5_Trial6
7	32	YES	For detailed burst data see separate table Type5_Trial7
8	10	YES	For detailed burst data see separate table Type5_Trial8
9	7	YES	For detailed burst data see separate table Type5_Trial9
10	33	YES	For detailed burst data see separate table Type5_Trial10
11	29	YES	For detailed burst data see separate table Type5_Trial11
12	1	YES	For detailed burst data see separate table Type5_Trial12
13	34	YES	For detailed burst data see separate table Type5_Trial13
14	22	YES	For detailed burst data see separate table Type5_Trial14
15	39	YES	For detailed burst data see separate table Type5_Trial15
16	14	YES	For detailed burst data see separate table Type5_Trial16
17	5	YES	For detailed burst data see separate table Type5_Trial17
18	46	YES	For detailed burst data see separate table Type5_Trial18
19	44	YES	For detailed burst data see separate table Type5_Trial19
20	6	YES	For detailed burst data see separate table Type5_Trial20
21	49	YES	For detailed burst data see separate table Type5_Trial21
22	16	YES	For detailed burst data see separate table Type5_Trial22
23	40	YES	For detailed burst data see separate table Type5_Trial23
24	36	YES	For detailed burst data see separate table Type5_Trial24
25	50	YES	For detailed burst data see separate table Type5_Trial25
26	48	YES	For detailed burst data see separate table Type5_Trial26
27	27	YES	For detailed burst data see separate table Type5_Trial27
28	2	YES	For detailed burst data see separate table Type5_Trial28
29	4	YES	For detailed burst data see separate table Type5_Trial29
30	25	YES	For detailed burst data see separate table Type5_Trial30

**Detailed Results for Radar Type 5_Trial 1**

Burst	No. of Pulses	Pulse Width (μs)	Chirp Width (MHz)	Pulse 1-to-2 Spacing (μs)	Pulse 2-to-3 Spacing (μs)	Starting Location Within Interval (μs)
1	2	97.500	12.000000	1544.000	---	99.000
2	2	65.600	12.000000	1375.000	---	550.000
3	1	68.300	12.000000	---	---	550.000
4	3	50.300	12.000000	1878.000	1651.000	1131.000
5	3	51.700	12.000000	975.000	1518.000	102.000
6	3	57.200	12.000000	1700.000	1447.000	1041.000
7	2	98.400	12.000000	1637.000	---	130.000
8	3	58.900	12.000000	1602.000	1161.000	38.000
9	2	60.100	12.000000	984.000	---	333.000

**Detailed Results for Radar Type 5_Trial 2**

Burst	No. of Pulses	Pulse Width (μs)	Chirp Width (MHz)	Pulse 1-to-2 Spacing (μs)	Pulse 2-to-3 Spacing (μs)	Starting Location Within Interval (μs)
1	3	61.700	11.000000	1264.000	1572.000	640.000
2	3	82.600	11.000000	923.000	1387.000	439.000
3	2	74.800	11.000000	1230.000	---	16.000
4	2	77.700	11.000000	1544.000	---	613.000
5	1	80.400	11.000000	---	---	213.000
6	3	88.700	11.000000	1316.000	1461.000	568.000
7	3	78.100	11.000000	1065.000	1167.000	387.000
8	2	56.600	11.000000	1454.000	---	647.000
9	1	63.600	11.000000	---	---	285.000
10	2	73.100	11.000000	1369.000	---	189.000
11	2	67.900	11.000000	994.000	---	165.000
12	2	76.500	11.000000	1164.000	---	480.000
13	1	63.700	11.000000	---	---	28.000
14	2	70.100	11.000000	1823.000	---	516.000
15	2	90.400	11.000000	1694.000	---	561.000
16	2	87.700	11.000000	1528.000	---	420.000
17	3	77.700	11.000000	1339.000	1407.000	61.000
18	1	81.300	11.000000	---	---	67.000

**Detailed Results for Radar Type 5_Trial 3**

Burst	No. of Pulses	Pulse Width (μs)	Chirp Width (MHz)	Pulse 1-to-2 Spacing (μs)	Pulse 2-to-3 Spacing (μs)	Starting Location Within Interval (μs)
1	2	80.800	17.000000	1865.000	---	407.000
2	2	65.200	17.000000	1617.000	---	541.000
3	2	55.500	17.000000	1012.000	---	474.000
4	2	97.400	17.000000	1402.000	---	157.000
5	2	70.500	17.000000	1522.000	---	531.000
6	2	84.400	17.000000	1207.000	---	573.000
7	3	86.000	17.000000	1566.000	1277.000	121.000
8	2	76.800	17.000000	1481.000	---	136.000
9	2	87.400	17.000000	993.000	---	227.000
10	2	56.300	17.000000	1384.000	---	27.000
11	3	86.700	17.000000	920.000	1181.000	224.000
12	3	81.000	17.000000	959.000	1111.000	506.000
13	2	50.500	17.000000	1891.000	---	173.000
14	2	92.000	17.000000	1263.000	---	553.000
15	2	62.200	17.000000	1469.000	---	311.000
16	2	69.400	17.000000	1007.000	---	332.000
17	3	65.600	17.000000	1335.000	1823.000	519.000
18	2	70.300	17.000000	1590.000	---	96.000
19	3	78.100	17.000000	1361.000	1775.000	12.000

**Detailed Results for Radar Type 5_Trial 4**

Burst	No. of Pulses	Pulse Width (μs)	Chirp Width (MHz)	Pulse 1-to-2 Spacing (μs)	Pulse 2-to-3 Spacing (μs)	Starting Location Within Interval (μs)
1	3	68.400	12.000000	1658.000	1189.000	811.000
2	3	79.800	12.000000	1645.000	1732.000	1059.000
3	1	86.100	12.000000	---	---	970.000
4	1	83.200	12.000000	---	---	765.000
5	1	97.500	12.000000	---	---	1117.000
6	2	51.300	12.000000	1708.000	---	559.000
7	3	77.900	12.000000	1276.000	1521.000	253.000
8	3	80.800	12.000000	1804.000	959.000	563.000
9	2	82.100	12.000000	1443.000	---	169.000
10	3	65.000	12.000000	1848.000	1035.000	156.000

**Detailed Results for Radar Type 5_Trial 5**

Burst	No. of Pulses	Pulse Width (μs)	Chirp Width (MHz)	Pulse 1-to-2 Spacing (μs)	Pulse 2-to-3 Spacing (μs)	Starting Location Within Interval (μs)
1	3	53.000	16.000000	1731.000	1776.000	102.000
2	2	61.000	16.000000	988.000	---	570.000
3	1	59.900	16.000000	---	---	566.000
4	1	85.500	16.000000	---	---	213.000
5	3	94.800	16.000000	1100.000	1674.000	103.000
6	3	81.600	16.000000	979.000	1275.000	44.000
7	1	57.300	16.000000	---	---	498.000
8	2	93.800	16.000000	999.000	---	772.000
9	2	75.100	16.000000	1593.000	---	686.000
10	3	96.400	16.000000	1515.000	1372.000	320.000
11	2	59.600	16.000000	1224.000	---	9.000
12	2	69.600	16.000000	1553.000	---	192.000
13	1	84.300	16.000000	---	---	102.000
14	3	70.600	16.000000	1234.000	961.000	644.000
15	1	97.700	16.000000	---	---	436.000

**Detailed Results for Radar Type 5_Trial 6**

Burst	No. of Pulses	Pulse Width (μs)	Chirp Width (MHz)	Pulse 1-to-2 Spacing (μs)	Pulse 2-to-3 Spacing (μs)	Starting Location Within Interval (μs)
1	2	52.100	18.000000	1215.000	---	17.000
2	3	99.800	18.000000	1736.000	1673.000	148.000
3	2	53.200	18.000000	1233.000	---	12.000
4	1	87.200	18.000000	---	---	540.000
5	2	75.200	18.000000	975.000	---	618.000
6	3	63.600	18.000000	1614.000	1448.000	732.000
7	2	61.200	18.000000	1118.000	---	137.000
8	2	86.400	18.000000	1014.000	---	331.000
9	2	79.400	18.000000	1910.000	---	737.000
10	2	84.300	18.000000	1126.000	---	48.000
11	2	81.500	18.000000	1345.000	---	288.000
12	3	81.300	18.000000	1810.000	952.000	529.000
13	2	94.900	18.000000	1306.000	---	612.000
14	3	69.600	18.000000	1632.000	1730.000	692.000
15	3	73.300	18.000000	1015.000	1552.000	317.000
16	3	93.100	18.000000	1179.000	1533.000	7.000

**Detailed Results for Radar Type 5_Trial 7**

Burst	No. of Pulses	Pulse Width (μs)	Chirp Width (MHz)	Pulse 1-to-2 Spacing (μs)	Pulse 2-to-3 Spacing (μs)	Starting Location Within Interval (μs)
1	1	80.900	6.000000	---	---	565.000
2	3	55.800	6.000000	1708.000	1448.000	439.000
3	2	93.400	6.000000	985.000	---	706.000
4	2	83.200	6.000000	1912.000	---	758.000
5	3	59.100	6.000000	1594.000	1591.000	79.000
6	2	74.400	6.000000	939.000	---	107.000
7	3	85.400	6.000000	1733.000	1253.000	238.000
8	3	98.000	6.000000	1896.000	1606.000	373.000
9	1	92.100	6.000000	---	---	363.000
10	1	84.400	6.000000	---	---	227.000
11	2	67.400	6.000000	1272.000	---	646.000
12	3	92.000	6.000000	1831.000	1066.000	457.000
13	3	87.500	6.000000	1763.000	1055.000	22.000

**Detailed Results for Radar Type 5_Trial 8**

Burst	No. of Pulses	Pulse Width (μs)	Chirp Width (MHz)	Pulse 1-to-2 Spacing (μs)	Pulse 2-to-3 Spacing (μs)	Starting Location Within Interval (μs)
1	3	64.900	8.000000	1505.000	942.000	403.000
2	2	74.300	8.000000	1789.000	---	177.000
3	3	70.800	8.000000	1084.000	1077.000	477.000
4	2	89.800	8.000000	1727.000	---	39.000
5	2	93.800	8.000000	1220.000	---	581.000
6	3	71.300	8.000000	1699.000	1079.000	519.000
7	2	73.200	8.000000	1306.000	---	9.000
8	2	78.200	8.000000	1010.000	---	72.000
9	3	65.600	8.000000	1443.000	1201.000	152.000
10	2	80.300	8.000000	1521.000	---	187.000
11	1	53.000	8.000000	---	---	669.000
12	2	97.600	8.000000	1808.000	---	558.000
13	2	69.000	8.000000	1583.000	---	502.000
14	3	98.300	8.000000	1282.000	1548.000	356.000
15	3	58.000	8.000000	1058.000	1448.000	179.000
16	2	53.300	8.000000	993.000	---	253.000
17	2	78.600	8.000000	1265.000	---	413.000

**Detailed Results for Radar Type 5_Trial 9**

Burst	No. of Pulses	Pulse Width (μs)	Chirp Width (MHz)	Pulse 1-to-2 Spacing (μs)	Pulse 2-to-3 Spacing (μs)	Starting Location Within Interval (μs)
1	3	76.300	6.000000	1673.000	1870.000	757.000
2	1	85.600	6.000000	---	---	712.000
3	2	87.400	6.000000	1495.000	---	427.000
4	2	67.800	6.000000	1430.000	---	153.000
5	1	80.900	6.000000	---	---	197.000
6	1	80.300	6.000000	---	---	160.000
7	3	86.500	6.000000	1329.000	1212.000	509.000
8	1	96.300	6.000000	---	---	828.000
9	1	80.800	6.000000	---	---	306.000
10	2	74.900	6.000000	1636.000	---	609.000
11	3	60.400	6.000000	1278.000	1394.000	269.000
12	3	57.300	6.000000	1719.000	999.000	826.000
13	2	64.800	6.000000	1378.000	---	41.000
14	2	66.600	6.000000	933.000	---	631.000

**Detailed Results for Radar Type 5_Trial 10**

Burst	No. of Pulses	Pulse Width (μs)	Chirp Width (MHz)	Pulse 1-to-2 Spacing (μs)	Pulse 2-to-3 Spacing (μs)	Starting Location Within Interval (μs)
1	2	59.500	11.000000	1738.000	---	660.000
2	1	57.000	11.000000	---	---	796.000
3	2	54.400	11.000000	1891.000	---	779.000
4	2	97.500	11.000000	1566.000	---	298.000
5	3	52.000	11.000000	1941.000	1472.000	201.000
6	1	62.500	11.000000	---	---	211.000
7	2	79.100	11.000000	1016.000	---	30.000
8	2	98.600	11.000000	927.000	---	485.000
9	2	52.900	11.000000	1814.000	---	328.000
10	2	64.600	11.000000	1644.000	---	339.000
11	3	75.300	11.000000	1710.000	1296.000	500.000
12	1	74.200	11.000000	---	---	451.000
13	1	58.400	11.000000	---	---	160.000
14	1	97.500	11.000000	---	---	573.000

**Detailed Results for Radar Type 5_Trial 11**

Burst	No. of Pulses	Pulse Width (μs)	Chirp Width (MHz)	Pulse 1-to-2 Spacing (μs)	Pulse 2-to-3 Spacing (μs)	Starting Location Within Interval (μs)
1	2	77.400	20.000000	1666.000	---	613.000
2	3	99.600	20.000000	1128.000	1195.000	1083.000
3	3	95.100	20.000000	1506.000	1563.000	362.000
4	1	84.300	20.000000	---	---	319.000
5	3	88.900	20.000000	1568.000	1152.000	604.000
6	2	69.200	20.000000	995.000	---	451.000
7	2	81.400	20.000000	1689.000	---	791.000
8	2	88.500	20.000000	1286.000	---	359.000
9	3	70.600	20.000000	1189.000	1825.000	241.000
10	3	56.000	20.000000	1217.000	1783.000	317.000

**Detailed Results for Radar Type 5_Trial 12**

Burst	No. of Pulses	Pulse Width (μs)	Chirp Width (MHz)	Pulse 1-to-2 Spacing (μs)	Pulse 2-to-3 Spacing (μs)	Starting Location Within Interval (μs)
1	3	97.300	12.000000	1764.000	1049.000	85.000
2	1	83.400	12.000000	---	---	882.000
3	1	94.700	12.000000	---	---	903.000
4	2	60.100	12.000000	1023.000	---	878.000
5	2	54.600	12.000000	1385.000	---	1271.000
6	3	88.100	12.000000	1088.000	1048.000	932.000
7	3	90.200	12.000000	1799.000	1142.000	226.000
8	3	63.400	12.000000	1149.000	971.000	1426.000

**Detailed Results for Radar Type 5_Trial 13**

Burst	No. of Pulses	Pulse Width (µs)	Chirp Width (MHz)	Pulse 1-to-2 Spacing (µs)	Pulse 2-to-3 Spacing (µs)	Starting Location Within Interval (µs)
1	2	68.600	13.000000	1614.000	---	278.000
2	3	78.700	13.000000	1230.000	1429.000	455.000
3	2	72.000	13.000000	1581.000	---	173.000
4	2	75.600	13.000000	977.000	---	212.000
5	2	65.500	13.000000	1725.000	---	589.000
6	2	55.000	13.000000	1600.000	---	3.000
7	1	57.000	13.000000	---	---	642.000
8	2	70.100	13.000000	1454.000	---	556.000
9	2	52.700	13.000000	1212.000	---	448.000
10	3	61.200	13.000000	1845.000	1035.000	543.000
11	2	98.000	13.000000	1740.000	---	298.000
12	2	56.300	13.000000	1488.000	---	3.000
13	3	74.200	13.000000	1454.000	1697.000	589.000
14	1	91.600	13.000000	---	---	282.000
15	3	70.600	13.000000	1578.000	1218.000	414.000

**Detailed Results for Radar Type 5_Trial 14**

Burst	No. of Pulses	Pulse Width (μs)	Chirp Width (MHz)	Pulse 1-to-2 Spacing (μs)	Pulse 2-to-3 Spacing (μs)	Starting Location Within Interval (μs)
1	1	66.600	20.000000	---	---	330.000
2	1	74.500	20.000000	---	---	248.000
3	2	68.200	20.000000	1149.000	---	80.000
4	2	70.100	20.000000	1849.000	---	536.000
5	3	65.800	20.000000	1316.000	1180.000	623.000
6	3	82.100	20.000000	1690.000	1661.000	503.000
7	2	95.900	20.000000	1840.000	---	687.000
8	1	51.100	20.000000	---	---	107.000
9	2	99.600	20.000000	1035.000	---	389.000
10	1	59.600	20.000000	---	---	424.000
11	3	96.000	20.000000	1733.000	1820.000	427.000
12	3	64.400	20.000000	1553.000	1679.000	204.000
13	2	82.800	20.000000	1451.000	---	69.000
14	2	86.800	20.000000	1508.000	---	573.000
15	2	76.300	20.000000	1738.000	---	361.000
16	2	83.800	20.000000	1152.000	---	683.000

**Detailed Results for Radar Type 5_Trial 15**

Burst	No. of Pulses	Pulse Width (μs)	Chirp Width (MHz)	Pulse 1-to-2 Spacing (μs)	Pulse 2-to-3 Spacing (μs)	Starting Location Within Interval (μs)
1	1	70.600	15.000000	---	---	302.000
2	1	74.700	15.000000	---	---	299.000
3	1	63.600	15.000000	---	---	82.000
4	2	52.100	15.000000	1812.000	---	536.000
5	1	97.500	15.000000	---	---	395.000
6	2	96.300	15.000000	1335.000	---	250.000
7	3	70.800	15.000000	1052.000	1243.000	462.000
8	3	59.600	15.000000	1059.000	1550.000	477.000
9	3	99.200	15.000000	1633.000	1572.000	254.000
10	1	53.300	15.000000	---	---	33.000
11	3	98.600	15.000000	1526.000	1428.000	564.000
12	3	89.300	15.000000	1017.000	1662.000	221.000
13	1	62.700	15.000000	---	---	248.000
14	2	70.400	15.000000	1855.000	---	232.000
15	3	61.400	15.000000	1444.000	1073.000	470.000
16	1	76.000	15.000000	---	---	441.000
17	2	90.800	15.000000	1164.000	---	195.000
18	3	65.200	15.000000	1246.000	1582.000	246.000
19	3	74.700	15.000000	928.000	1671.000	194.000
20	2	75.100	15.000000	989.000	---	83.000

**Detailed Results for Radar Type 5_Trial 16**

Burst	No. of Pulses	Pulse Width (μs)	Chirp Width (MHz)	Pulse 1-to-2 Spacing (μs)	Pulse 2-to-3 Spacing (μs)	Starting Location Within Interval (μs)
1	3	86.900	18.000000	1072.000	1743.000	270.000
2	3	81.200	18.000000	1473.000	1232.000	993.000
3	3	100.000	18.000000	1838.000	1883.000	1083.000
4	1	65.400	18.000000	---	---	815.000
5	3	80.200	18.000000	1355.000	1538.000	799.000
6	3	96.500	18.000000	1759.000	1784.000	72.000
7	3	80.300	18.000000	1386.000	1646.000	426.000
8	2	81.600	18.000000	1787.000	---	878.000

**Detailed Results for Radar Type 5_Trial 17**

Burst	No. of Pulses	Pulse Width (μs)	Chirp Width (MHz)	Pulse 1-to-2 Spacing (μs)	Pulse 2-to-3 Spacing (μs)	Starting Location Within Interval (μs)
1	2	58.200	10.000000	1320.000	---	122.000
2	2	66.300	10.000000	1849.000	---	244.000
3	3	62.100	10.000000	1589.000	1390.000	229.000
4	2	74.300	10.000000	1184.000	---	976.000
5	1	58.600	10.000000	---	---	730.000
6	3	82.600	10.000000	1633.000	1513.000	669.000
7	1	73.100	10.000000	---	---	735.000
8	1	90.900	10.000000	---	---	645.000
9	3	66.300	10.000000	1563.000	1348.000	380.000
10	2	54.800	10.000000	1384.000	---	556.000
11	3	65.600	10.000000	1218.000	937.000	801.000
12	3	74.500	10.000000	958.000	1010.000	493.000

**Detailed Results for Radar Type 5_Trial 18**

Burst	No. of Pulses	Pulse Width (μs)	Chirp Width (MHz)	Pulse 1-to-2 Spacing (μs)	Pulse 2-to-3 Spacing (μs)	Starting Location Within Interval (μs)
1	3	52.300	11.000000	1799.000	1297.000	737.000
2	3	53.600	11.000000	1397.000	1860.000	189.000
3	1	59.200	11.000000	---	---	495.000
4	3	54.300	11.000000	1885.000	1319.000	152.000
5	1	75.600	11.000000	---	---	76.000
6	1	52.900	11.000000	---	---	190.000
7	1	97.700	11.000000	---	---	195.000
8	2	50.200	11.000000	1276.000	---	604.000
9	3	95.000	11.000000	1526.000	1582.000	267.000
10	3	77.500	11.000000	1494.000	1729.000	842.000
11	1	66.900	11.000000	---	---	144.000
12	2	96.100	11.000000	1441.000	---	435.000
13	3	62.500	11.000000	1037.000	1474.000	262.000
14	2	53.100	11.000000	1278.000	---	525.000

**Detailed Results for Radar Type 5_Trial 19**

Burst	No. of Pulses	Pulse Width (μs)	Chirp Width (MHz)	Pulse 1-to-2 Spacing (μs)	Pulse 2-to-3 Spacing (μs)	Starting Location Within Interval (μs)
1	3	75.600	14.000000	1717.000	1819.000	814.000
2	2	87.500	14.000000	1850.000	---	108.000
3	1	69.100	14.000000	---	---	310.000
4	2	55.800	14.000000	972.000	---	0.000
5	1	90.600	14.000000	---	---	277.000
6	2	87.800	14.000000	1808.000	---	20.000
7	1	74.000	14.000000	---	---	35.000
8	3	94.800	14.000000	1120.000	938.000	554.000
9	2	57.200	14.000000	1619.000	---	141.000
10	1	56.000	14.000000	---	---	595.000
11	2	99.500	14.000000	1143.000	---	262.000
12	2	66.500	14.000000	1675.000	---	557.000

**Detailed Results for Radar Type 5_Trial 20**

Burst	No. of Pulses	Pulse Width (μs)	Chirp Width (MHz)	Pulse 1-to-2 Spacing (μs)	Pulse 2-to-3 Spacing (μs)	Starting Location Within Interval (μs)
1	1	85.200	14.000000	---	---	99.000
2	3	59.000	14.000000	1887.000	1086.000	687.000
3	1	51.000	14.000000	---	---	381.000
4	2	84.800	14.000000	1906.000	---	520.000
5	3	83.200	14.000000	1466.000	1170.000	910.000
6	3	92.300	14.000000	977.000	1255.000	1.000
7	2	59.400	14.000000	1674.000	---	732.000
8	2	90.700	14.000000	1058.000	---	642.000
9	3	93.100	14.000000	961.000	934.000	359.000
10	3	74.900	14.000000	1673.000	1639.000	602.000
11	2	90.800	14.000000	1227.000	---	430.000
12	3	58.500	14.000000	1625.000	1374.000	10.000
13	1	57.700	14.000000	---	---	804.000

**Detailed Results for Radar Type 5_Trial 21**

Burst	No. of Pulses	Pulse Width (μs)	Chirp Width (MHz)	Pulse 1-to-2 Spacing (μs)	Pulse 2-to-3 Spacing (μs)	Starting Location Within Interval (μs)
1	2	69.400	19.000000	1872.000	---	221.000
2	2	59.100	19.000000	1839.000	---	120.000
3	3	76.800	19.000000	1911.000	981.000	550.000
4	2	70.500	19.000000	1328.000	---	331.000
5	1	63.100	19.000000	---	---	681.000
6	3	59.900	19.000000	1048.000	1055.000	264.000
7	2	50.000	19.000000	1246.000	---	301.000
8	2	53.200	19.000000	993.000	---	222.000
9	1	80.500	19.000000	---	---	496.000
10	2	86.900	19.000000	1135.000	---	371.000
11	3	99.000	19.000000	1818.000	935.000	639.000
12	3	85.200	19.000000	1495.000	1079.000	633.000
13	3	68.700	19.000000	1289.000	1482.000	99.000
14	2	85.700	19.000000	1340.000	---	358.000
15	2	82.900	19.000000	1395.000	---	502.000
16	2	53.400	19.000000	1111.000	---	74.000
17	2	97.400	19.000000	1764.000	---	476.000

**Detailed Results for Radar Type 5_Trial 22**

Burst	No. of Pulses	Pulse Width (μs)	Chirp Width (MHz)	Pulse 1-to-2 Spacing (μs)	Pulse 2-to-3 Spacing (μs)	Starting Location Within Interval (μs)
1	3	53.400	13.000000	1343.000	1742.000	651.000
2	1	57.300	13.000000	---	---	857.000
3	1	61.900	13.000000	---	---	567.000
4	3	60.500	13.000000	1355.000	1499.000	847.000
5	1	62.000	13.000000	---	---	1014.000
6	2	94.800	13.000000	1584.000	---	512.000
7	1	64.300	13.000000	---	---	992.000
8	3	93.200	13.000000	1157.000	1861.000	285.000
9	3	56.000	13.000000	1813.000	1900.000	1189.000
10	2	79.100	13.000000	1234.000	---	1006.000

**Detailed Results for Radar Type 5_Trial 23**

Burst	No. of Pulses	Pulse Width (μs)	Chirp Width (MHz)	Pulse 1-to-2 Spacing (μs)	Pulse 2-to-3 Spacing (μs)	Starting Location Within Interval (μs)
1	2	57.400	6.000000	963.000	---	180.000
2	2	93.600	6.000000	1584.000	---	459.000
3	2	80.100	6.000000	1493.000	---	435.000
4	1	64.100	6.000000	---	---	1256.000
5	2	67.700	6.000000	1215.000	---	734.000
6	1	96.500	6.000000	---	---	1281.000
7	2	81.500	6.000000	974.000	---	1432.000
8	2	66.800	6.000000	1558.000	---	92.000

**Detailed Results for Radar Type 5_Trial 24**

Burst	No. of Pulses	Pulse Width (μs)	Chirp Width (MHz)	Pulse 1-to-2 Spacing (μs)	Pulse 2-to-3 Spacing (μs)	Starting Location Within Interval (μs)
1	2	74.800	8.000000	1894.000	---	41.000
2	2	95.100	8.000000	1815.000	---	443.000
3	1	95.500	8.000000	---	---	663.000
4	2	87.500	8.000000	1259.000	---	156.000
5	3	86.300	8.000000	947.000	1761.000	185.000
6	1	90.900	8.000000	---	---	246.000
7	2	51.800	8.000000	1879.000	---	166.000
8	1	92.100	8.000000	---	---	203.000
9	3	83.800	8.000000	1477.000	1851.000	570.000
10	1	51.500	8.000000	---	---	48.000
11	1	60.400	8.000000	---	---	1.000
12	3	95.800	8.000000	934.000	1424.000	382.000
13	2	79.200	8.000000	1808.000	---	537.000
14	3	79.500	8.000000	1300.000	1192.000	323.000
15	1	83.200	8.000000	---	---	343.000
16	2	98.800	8.000000	1791.000	---	560.000
17	2	50.800	8.000000	1866.000	---	659.000

**Detailed Results for Radar Type 5_Trial 25**

Burst	No. of Pulses	Pulse Width (µs)	Chirp Width (MHz)	Pulse 1-to-2 Spacing (µs)	Pulse 2-to-3 Spacing (µs)	Starting Location Within Interval (µs)
1	2	63.100	5.000000	1767.000	---	49.000
2	2	54.000	5.000000	1907.000	---	76.000
3	1	74.000	5.000000	---	---	573.000
4	3	69.500	5.000000	1490.000	1185.000	440.000
5	2	62.300	5.000000	1013.000	---	645.000
6	2	52.800	5.000000	1682.000	---	178.000
7	2	90.100	5.000000	1367.000	---	171.000
8	1	86.200	5.000000	---	---	251.000
9	2	94.800	5.000000	908.000	---	307.000
10	2	66.500	5.000000	972.000	---	415.000
11	3	60.800	5.000000	1555.000	1769.000	440.000
12	2	69.200	5.000000	1364.000	---	408.000
13	2	82.600	5.000000	1077.000	---	86.000
14	3	89.600	5.000000	934.000	1096.000	215.000
15	2	87.700	5.000000	958.000	---	272.000
16	2	74.300	5.000000	1246.000	---	576.000
17	1	98.600	5.000000	---	---	262.000
18	3	82.600	5.000000	1172.000	1322.000	628.000

**Detailed Results for Radar Type 5_Trial 26**

Burst	No. of Pulses	Pulse Width (μs)	Chirp Width (MHz)	Pulse 1-to-2 Spacing (μs)	Pulse 2-to-3 Spacing (μs)	Starting Location Within Interval (μs)
1	2	97.900	7.000000	1124.000	---	368.000
2	2	94.200	7.000000	1097.000	---	363.000
3	2	95.600	7.000000	1706.000	---	338.000
4	3	60.700	7.000000	1726.000	1788.000	628.000
5	2	79.600	7.000000	921.000	---	352.000
6	2	55.700	7.000000	1463.000	---	71.000
7	2	92.300	7.000000	1486.000	---	208.000
8	3	59.600	7.000000	1550.000	1830.000	605.000
9	2	95.900	7.000000	1529.000	---	727.000
10	2	87.500	7.000000	1521.000	---	637.000
11	3	81.100	7.000000	961.000	1815.000	593.000
12	3	93.000	7.000000	1246.000	1717.000	400.000
13	3	62.500	7.000000	1219.000	1563.000	742.000
14	1	70.400	7.000000	---	---	627.000
15	2	63.400	7.000000	1345.000	---	439.000
16	1	78.000	7.000000	---	---	663.000



Detailed Results for Radar Type 5_Trial 27

Burst	No. of Pulses	Pulse Width (μs)	Chirp Width (MHz)	Pulse 1-to-2 Spacing (μs)	Pulse 2-to-3 Spacing (μs)	Starting Location Within Interval (μs)
1	2	55.900	14.000000	1883.000	---	1025.000
2	2	64.100	14.000000	1710.000	---	849.000
3	2	77.200	14.000000	1650.000	---	136.000
4	2	96.600	14.000000	1520.000	---	468.000
5	2	98.000	14.000000	923.000	---	376.000
6	2	66.700	14.000000	1462.000	---	705.000
7	3	66.400	14.000000	1003.000	1192.000	1416.000
8	2	57.000	14.000000	1038.000	---	240.000



Detailed Results for Radar Type 5_Trial 28

Burst	No. of Pulses	Pulse Width (μs)	Chirp Width (MHz)	Pulse 1-to-2 Spacing (μs)	Pulse 2-to-3 Spacing (μs)	Starting Location Within Interval (μs)
1	2	66.900	16.000000	1927.000	---	308.000
2	3	68.300	16.000000	1068.000	1286.000	574.000
3	2	50.600	16.000000	1234.000	---	468.000
4	2	58.200	16.000000	1470.000	---	785.000
5	3	58.300	16.000000	1083.000	1021.000	1235.000
6	1	71.500	16.000000	---	---	91.000
7	1	67.400	16.000000	---	---	710.000
8	3	59.100	16.000000	1642.000	1231.000	561.000
9	2	66.000	16.000000	1446.000	---	628.000

**Detailed Results for Radar Type 5_Trial 29**

Burst	No. of Pulses	Pulse Width (μs)	Chirp Width (MHz)	Pulse 1-to-2 Spacing (μs)	Pulse 2-to-3 Spacing (μs)	Starting Location Within Interval (μs)
1	1	64.600	15.000000	---	---	373.000
2	2	95.900	15.000000	1430.000	---	66.000
3	2	54.800	15.000000	1287.000	---	696.000
4	2	63.800	15.000000	1654.000	---	597.000
5	2	55.100	15.000000	1400.000	---	517.000
6	2	92.900	15.000000	1849.000	---	259.000
7	3	56.500	15.000000	1000.000	1682.000	660.000
8	1	61.700	15.000000	---	---	591.000
9	1	58.100	15.000000	---	---	474.000
10	2	95.400	15.000000	1214.000	---	1077.000
11	2	96.700	15.000000	1667.000	---	917.000

**Detailed Results for Radar Type 5_Trial 30**

Burst	No. of Pulses	Pulse Width (μs)	Chirp Width (MHz)	Pulse 1-to-2 Spacing (μs)	Pulse 2-to-3 Spacing (μs)	Starting Location Within Interval (μs)
1	2	97.100	19.000000	1539.000	---	378.000
2	2	62.500	19.000000	1931.000	---	586.000
3	3	85.200	19.000000	1860.000	942.000	473.000
4	2	57.800	19.000000	1401.000	---	394.000
5	1	72.100	19.000000	---	---	254.000
6	1	92.700	19.000000	---	---	242.000
7	2	56.200	19.000000	1405.000	---	411.000
8	3	54.300	19.000000	1382.000	1712.000	591.000
9	3	88.200	19.000000	1026.000	1680.000	17.000
10	3	68.200	19.000000	1051.000	1804.000	269.000
11	2	91.600	19.000000	1080.000	---	315.000
12	2	94.700	19.000000	1056.000	---	501.000
13	2	60.900	19.000000	1566.000	---	227.000
14	2	57.700	19.000000	1345.000	---	332.000
15	2	80.500	19.000000	1002.000	---	131.000
16	1	78.700	19.000000	---	---	51.000
17	2	95.800	19.000000	1851.000	---	346.000
18	3	74.500	19.000000	1430.000	1097.000	108.000
19	3	65.700	19.000000	1155.000	1430.000	508.000



Detailed Results for Radar Type 6

Trial Number	Pulse Width (μs)	PRI (μs)	No. of Pulses	Pulses Detected	Comment
1	1.000	300.000	9	YES	
2	1.000	300.000	9	YES	
3	1.000	300.000	9	YES	
4	1.000	300.000	9	YES	
5	1.000	300.000	9	YES	
6	1.000	300.000	9	YES	
7	1.000	300.000	9	YES	
8	1.000	300.000	9	YES	
9	1.000	300.000	9	YES	
10	1.000	300.000	9	YES	
11	1.000	300.000	9	YES	
12	1.000	300.000	9	YES	
13	1.000	300.000	9	YES	
14	1.000	300.000	9	YES	
15	1.000	300.000	9	YES	
16	1.000	300.000	9	YES	
17	1.000	300.000	9	YES	
18	1.000	300.000	9	YES	
19	1.000	300.000	9	YES	
20	1.000	300.000	9	YES	
21	1.000	300.000	9	YES	
22	1.000	300.000	9	YES	
23	1.000	300.000	9	YES	
24	1.000	300.000	9	YES	
25	1.000	300.000	9	YES	
26	1.000	300.000	9	YES	
27	1.000	300.000	9	YES	
28	1.000	300.000	9	YES	
29	1.000	300.000	9	YES	
30	1.000	300.000	9	YES	



DFS Statistical Performance Check (5530 MHz; 21.000 dBm; 80 MHz)

Test according to FCC title 47 part 15 §15.407(h), KDB 905462 D02 U-NII DFS Compliance Procedures New Rules v02 Clause 7.8.4

Measurement Summary

DUT Frequency (MHz)	Radar Type No.	Detection count	Percentage of Detection Px	Detection Limit	Overall Result	Overall Comment
5530.000000	1	30 of 30	100.00%	60.0 %	PASS	
5530.000000	2	30 of 30	100.00%	60.0 %	PASS	
5530.000000	3	28 of 30	93.33%	60.0 %	PASS	
5530.000000	4	27 of 30	90.00%	60.0 %	PASS	
5530.000000	5	26 of 30	86.67%	80.0 %	PASS	
5530.000000	6	29 of 30	96.67%	70.0 %	PASS	

Aggregate Results for Short Pulse Radar Type 1-4

Aggregate Calculation as follows	Aggregate Percentage	Aggregate Limit	Aggregate Result	Aggregate Comment
$(P1 + P2 + P3 + P4) / 4$	95.83%	80.0 %	PASS	



Detailed Results for Radar Type 1

Trial Number	Random Trial used	Pulse Width (μs)	PRI (μs)	No. of Pulses	Pulses Detected	Comment
1	12	1.000	738.000	72	YES	
2	18	1.000	858.000	62	YES	
3	42	1.000	2279.000	24	YES	
4	9	1.000	678.000	78	YES	
5	43	1.000	2376.000	23	YES	
6	7	1.000	638.000	83	YES	
7	26	1.000	717.000	74	YES	
8	46	1.000	2669.000	20	YES	
9	40	1.000	2084.000	26	YES	
10	1	1.000	518.000	102	YES	
11	23	1.000	3066.000	18	YES	
12	10	1.000	698.000	76	YES	
13	50	1.000	3060.000	18	YES	
14	8	1.000	658.000	81	YES	
15	21	1.000	918.000	58	YES	
16	24	1.000	522.000	102	YES	
17	16	1.000	818.000	65	YES	
18	34	1.000	1498.000	36	YES	
19	17	1.000	838.000	63	YES	
20	49	1.000	2962.000	18	YES	
21	19	1.000	878.000	61	YES	
22	30	1.000	1108.000	48	YES	
23	47	1.000	2767.000	20	YES	
24	29	1.000	1010.000	53	YES	
25	11	1.000	718.000	74	YES	
26	45	1.000	2572.000	21	YES	
27	25	1.000	620.000	86	YES	
28	37	1.000	1791.000	30	YES	
29	2	1.000	538.000	99	YES	
30	38	1.000	1888.000	28	YES	



Detailed Results for Radar Type 2

Trial Number	Random Trial used	Pulse Width (μs)	PRI (μs)	No. of Pulses	Pulses Detected	Comment
1	16	3.600	194.000	26	YES	
2	50	4.100	158.000	25	YES	
3	33	2.100	228.000	28	YES	
4	44	3.500	167.000	29	YES	
5	14	4.800	175.000	24	YES	
6	29	4.100	189.000	26	YES	
7	49	1.800	159.000	25	YES	
8	5	3.500	226.000	26	YES	
9	38	2.000	180.000	25	YES	
10	8	2.600	175.000	26	YES	
11	35	1.200	206.000	24	YES	
12	37	3.400	191.000	24	YES	
13	2	4.500	191.000	23	YES	
14	27	2.700	199.000	29	YES	
15	19	2.000	200.000	25	YES	
16	25	4.400	202.000	24	YES	
17	11	1.700	224.000	23	YES	
18	39	4.900	163.000	23	YES	
19	34	2.200	197.000	28	YES	
20	1	3.400	168.000	25	YES	
21	23	3.800	187.000	28	YES	
22	32	3.700	222.000	26	YES	
23	47	3.400	213.000	27	YES	
24	20	1.200	185.000	25	YES	
25	6	3.700	161.000	26	YES	
26	22	2.400	209.000	26	YES	
27	9	3.900	212.000	27	YES	
28	21	3.600	193.000	28	YES	
29	36	3.200	200.000	28	YES	
30	13	2.200	193.000	24	YES	



Detailed Results for Radar Type 3

Trial Number	Random Trial used	Pulse Width (μs)	PRI (μs)	No. of Pulses	Pulses Detected	Comment
1	47	9.800	250.000	17	YES	
2	31	8.800	487.000	17	YES	
3	3	9.500	297.000	16	YES	
4	20	8.200	272.000	18	YES	
5	6	7.500	429.000	17	YES	
6	41	7.700	467.000	16	YES	
7	18	6.200	263.000	18	No	
8	27	6.600	301.000	17	YES	
9	45	6.700	426.000	17	YES	
10	17	8.700	413.000	17	YES	
11	16	8.900	340.000	16	YES	
12	2	7.500	211.000	17	YES	
13	19	9.600	336.000	18	YES	
14	14	6.600	455.000	16	YES	
15	28	9.800	316.000	17	YES	
16	38	6.300	476.000	17	YES	
17	43	6.700	398.000	17	YES	
18	21	8.100	204.000	17	YES	
19	4	8.300	462.000	17	YES	
20	22	6.500	433.000	17	YES	
21	29	9.900	446.000	17	YES	
22	10	9.800	206.000	17	YES	
23	35	7.300	200.000	18	YES	
24	39	7.200	358.000	18	YES	
25	1	8.000	494.000	18	YES	
26	13	8.400	343.000	17	YES	
27	46	8.500	349.000	17	YES	
28	32	8.700	356.000	18	No	
29	42	8.600	493.000	17	YES	
30	8	7.000	358.000	17	YES	



Detailed Results for Radar Type 4

Trial Number	Random Trial used	Pulse Width (μs)	PRI (μs)	No. of Pulses	Pulses Detected	Comment
1	49	11.100	396.000	13	YES	
2	11	14.900	223.000	12	YES	
3	23	18.300	265.000	14	YES	
4	25	16.600	282.000	16	No	
5	36	12.500	413.000	14	YES	
6	20	12.300	438.000	13	YES	
7	21	11.700	483.000	16	YES	
8	45	16.700	419.000	16	YES	
9	48	14.500	433.000	12	YES	
10	1	15.900	410.000	13	YES	
11	38	15.500	451.000	15	YES	
12	39	12.400	217.000	14	YES	
13	9	13.300	254.000	14	YES	
14	40	13.600	237.000	15	YES	
15	30	11.800	384.000	14	No	
16	34	17.300	366.000	14	YES	
17	46	15.300	488.000	14	YES	
18	37	18.100	200.000	15	YES	
19	4	12.600	360.000	14	YES	
20	6	18.500	499.000	13	YES	
21	2	19.900	428.000	12	YES	
22	14	16.600	212.000	16	YES	
23	18	15.600	420.000	15	YES	
24	16	19.900	366.000	14	YES	
25	35	12.600	268.000	13	YES	
26	29	17.300	287.000	16	No	
27	31	14.400	266.000	14	YES	
28	10	14.200	351.000	12	YES	
29	5	14.100	478.000	15	YES	
30	33	19.500	384.000	13	YES	



Detailed Results for Radar Type 5

Trial Number	Random Trial used	Pulses Detected	Comment
1	10	YES	For detailed burst data see separate table Type5_Trial1
2	40	No	For detailed burst data see separate table Type5_Trial2
3	15	No	For detailed burst data see separate table Type5_Trial3
4	6	YES	For detailed burst data see separate table Type5_Trial4
5	29	YES	For detailed burst data see separate table Type5_Trial5
6	39	YES	For detailed burst data see separate table Type5_Trial6
7	32	YES	For detailed burst data see separate table Type5_Trial7
8	24	YES	For detailed burst data see separate table Type5_Trial8
9	43	No	For detailed burst data see separate table Type5_Trial9
10	5	YES	For detailed burst data see separate table Type5_Trial10
11	16	YES	For detailed burst data see separate table Type5_Trial11
12	36	YES	For detailed burst data see separate table Type5_Trial12
13	4	YES	For detailed burst data see separate table Type5_Trial13
14	35	YES	For detailed burst data see separate table Type5_Trial14
15	21	YES	For detailed burst data see separate table Type5_Trial15
16	8	YES	For detailed burst data see separate table Type5_Trial16
17	44	YES	For detailed burst data see separate table Type5_Trial17
18	12	YES	For detailed burst data see separate table Type5_Trial18
19	9	YES	For detailed burst data see separate table Type5_Trial19
20	25	YES	For detailed burst data see separate table Type5_Trial20
21	37	No	For detailed burst data see separate table Type5_Trial21
22	13	YES	For detailed burst data see separate table Type5_Trial22
23	1	YES	For detailed burst data see separate table Type5_Trial23
24	49	YES	For detailed burst data see separate table Type5_Trial24
25	38	YES	For detailed burst data see separate table Type5_Trial25
26	2	YES	For detailed burst data see separate table Type5_Trial26
27	11	YES	For detailed burst data see separate table Type5_Trial27
28	19	YES	For detailed burst data see separate table Type5_Trial28
29	33	YES	For detailed burst data see separate table Type5_Trial29
30	48	YES	For detailed burst data see separate table Type5_Trial30

**Detailed Results for Radar Type 5_Trial 1**

Burst	No. of Pulses	Pulse Width (µs)	Chirp Width (MHz)	Pulse 1-to-2 Spacing (µs)	Pulse 2-to-3 Spacing (µs)	Starting Location Within Interval (µs)
1	3	64.900	8.000000	1505.000	942.000	403.000
2	2	74.300	8.000000	1789.000	---	177.000
3	3	70.800	8.000000	1084.000	1077.000	477.000
4	2	89.800	8.000000	1727.000	---	39.000
5	2	93.800	8.000000	1220.000	---	581.000
6	3	71.300	8.000000	1699.000	1079.000	519.000
7	2	73.200	8.000000	1306.000	---	9.000
8	2	78.200	8.000000	1010.000	---	72.000
9	3	65.600	8.000000	1443.000	1201.000	152.000
10	2	80.300	8.000000	1521.000	---	187.000
11	1	53.000	8.000000	---	---	669.000
12	2	97.600	8.000000	1808.000	---	558.000
13	2	69.000	8.000000	1583.000	---	502.000
14	3	98.300	8.000000	1282.000	1548.000	356.000
15	3	58.000	8.000000	1058.000	1448.000	179.000
16	2	53.300	8.000000	993.000	---	253.000
17	2	78.600	8.000000	1265.000	---	413.000



Detailed Results for Radar Type 5_Trial 2

Burst	No. of Pulses	Pulse Width (μs)	Chirp Width (MHz)	Pulse 1-to-2 Spacing (μs)	Pulse 2-to-3 Spacing (μs)	Starting Location Within Interval (μs)
1	2	57.400	6.000000	963.000	---	180.000
2	2	93.600	6.000000	1584.000	---	459.000
3	2	80.100	6.000000	1493.000	---	435.000
4	1	64.100	6.000000	---	---	1256.000
5	2	67.700	6.000000	1215.000	---	734.000
6	1	96.500	6.000000	---	---	1281.000
7	2	81.500	6.000000	974.000	---	1432.000
8	2	66.800	6.000000	1558.000	---	92.000



Detailed Results for Radar Type 5_Trial 3

Burst	No. of Pulses	Pulse Width (μs)	Chirp Width (MHz)	Pulse 1-to-2 Spacing (μs)	Pulse 2-to-3 Spacing (μs)	Starting Location Within Interval (μs)
1	2	50.800	18.000000	1595.000	---	21.000
2	2	52.000	18.000000	1563.000	---	729.000
3	2	58.800	18.000000	1384.000	---	15.000
4	2	79.700	18.000000	979.000	---	261.000
5	1	69.500	18.000000	---	---	533.000
6	2	98.900	18.000000	1015.000	---	493.000
7	2	82.800	18.000000	1634.000	---	218.000
8	1	70.100	18.000000	---	---	1102.000
9	2	89.200	18.000000	1357.000	---	524.000

**Detailed Results for Radar Type 5_Trial 4**

Burst	No. of Pulses	Pulse Width (μs)	Chirp Width (MHz)	Pulse 1-to-2 Spacing (μs)	Pulse 2-to-3 Spacing (μs)	Starting Location Within Interval (μs)
1	1	85.200	14.000000	---	---	99.000
2	3	59.000	14.000000	1887.000	1086.000	687.000
3	1	51.000	14.000000	---	---	381.000
4	2	84.800	14.000000	1906.000	---	520.000
5	3	83.200	14.000000	1466.000	1170.000	910.000
6	3	92.300	14.000000	977.000	1255.000	1.000
7	2	59.400	14.000000	1674.000	---	732.000
8	2	90.700	14.000000	1058.000	---	642.000
9	3	93.100	14.000000	961.000	934.000	359.000
10	3	74.900	14.000000	1673.000	1639.000	602.000
11	2	90.800	14.000000	1227.000	---	430.000
12	3	58.500	14.000000	1625.000	1374.000	10.000
13	1	57.700	14.000000	---	---	804.000



Detailed Results for Radar Type 5_Trial 5

Burst	No. of Pulses	Pulse Width (μs)	Chirp Width (MHz)	Pulse 1-to-2 Spacing (μs)	Pulse 2-to-3 Spacing (μs)	Starting Location Within Interval (μs)
1	2	77.400	20.000000	1666.000	---	613.000
2	3	99.600	20.000000	1128.000	1195.000	1083.000
3	3	95.100	20.000000	1506.000	1563.000	362.000
4	1	84.300	20.000000	---	---	319.000
5	3	88.900	20.000000	1568.000	1152.000	604.000
6	2	69.200	20.000000	995.000	---	451.000
7	2	81.400	20.000000	1689.000	---	791.000
8	2	88.500	20.000000	1286.000	---	359.000
9	3	70.600	20.000000	1189.000	1825.000	241.000
10	3	56.000	20.000000	1217.000	1783.000	317.000

**Detailed Results for Radar Type 5_Trial 6**

Burst	No. of Pulses	Pulse Width (μs)	Chirp Width (MHz)	Pulse 1-to-2 Spacing (μs)	Pulse 2-to-3 Spacing (μs)	Starting Location Within Interval (μs)
1	1	70.600	15.000000	---	---	302.000
2	1	74.700	15.000000	---	---	299.000
3	1	63.600	15.000000	---	---	82.000
4	2	52.100	15.000000	1812.000	---	536.000
5	1	97.500	15.000000	---	---	395.000
6	2	96.300	15.000000	1335.000	---	250.000
7	3	70.800	15.000000	1052.000	1243.000	462.000
8	3	59.600	15.000000	1059.000	1550.000	477.000
9	3	99.200	15.000000	1633.000	1572.000	254.000
10	1	53.300	15.000000	---	---	33.000
11	3	98.600	15.000000	1526.000	1428.000	564.000
12	3	89.300	15.000000	1017.000	1662.000	221.000
13	1	62.700	15.000000	---	---	248.000
14	2	70.400	15.000000	1855.000	---	232.000
15	3	61.400	15.000000	1444.000	1073.000	470.000
16	1	76.000	15.000000	---	---	441.000
17	2	90.800	15.000000	1164.000	---	195.000
18	3	65.200	15.000000	1246.000	1582.000	246.000
19	3	74.700	15.000000	928.000	1671.000	194.000
20	2	75.100	15.000000	989.000	---	83.000

**Detailed Results for Radar Type 5_Trial 7**

Burst	No. of Pulses	Pulse Width (μs)	Chirp Width (MHz)	Pulse 1-to-2 Spacing (μs)	Pulse 2-to-3 Spacing (μs)	Starting Location Within Interval (μs)
1	1	80.900	6.000000	---	---	565.000
2	3	55.800	6.000000	1708.000	1448.000	439.000
3	2	93.400	6.000000	985.000	---	706.000
4	2	83.200	6.000000	1912.000	---	758.000
5	3	59.100	6.000000	1594.000	1591.000	79.000
6	2	74.400	6.000000	939.000	---	107.000
7	3	85.400	6.000000	1733.000	1253.000	238.000
8	3	98.000	6.000000	1896.000	1606.000	373.000
9	1	92.100	6.000000	---	---	363.000
10	1	84.400	6.000000	---	---	227.000
11	2	67.400	6.000000	1272.000	---	646.000
12	3	92.000	6.000000	1831.000	1066.000	457.000
13	3	87.500	6.000000	1763.000	1055.000	22.000

**Detailed Results for Radar Type 5_Trial 8**

Burst	No. of Pulses	Pulse Width (μs)	Chirp Width (MHz)	Pulse 1-to-2 Spacing (μs)	Pulse 2-to-3 Spacing (μs)	Starting Location Within Interval (μs)
1	2	78.300	8.000000	1113.000	---	442.000
2	3	73.800	8.000000	1354.000	1837.000	373.000
3	3	76.100	8.000000	1355.000	1639.000	48.000
4	3	87.300	8.000000	1498.000	1822.000	357.000
5	1	50.900	8.000000	---	---	161.000
6	2	69.700	8.000000	1619.000	---	132.000
7	3	76.000	8.000000	1288.000	1532.000	644.000
8	2	60.600	8.000000	1300.000	---	48.000
9	1	98.100	8.000000	---	---	403.000
10	2	52.200	8.000000	1422.000	---	506.000
11	2	98.400	8.000000	1351.000	---	22.000
12	2	87.700	8.000000	1180.000	---	634.000
13	3	82.400	8.000000	1704.000	1848.000	28.000
14	3	68.900	8.000000	1080.000	1341.000	12.000
15	2	71.600	8.000000	1681.000	---	577.000
16	3	93.100	8.000000	1758.000	1536.000	609.000
17	2	52.100	8.000000	1941.000	---	612.000
18	2	89.200	8.000000	966.000	---	60.000

**Detailed Results for Radar Type 5_Trial 9**

Burst	No. of Pulses	Pulse Width (μs)	Chirp Width (MHz)	Pulse 1-to-2 Spacing (μs)	Pulse 2-to-3 Spacing (μs)	Starting Location Within Interval (μs)
1	3	92.800	10.000000	1307.000	1195.000	177.000
2	2	69.200	10.000000	1264.000	---	1014.000
3	2	63.000	10.000000	1830.000	---	875.000
4	1	58.400	10.000000	---	---	470.000
5	2	74.900	10.000000	1531.000	---	184.000
6	2	76.000	10.000000	1488.000	---	679.000
7	2	50.500	10.000000	1360.000	---	296.000
8	1	82.500	10.000000	---	---	645.000
9	3	58.800	10.000000	1168.000	1620.000	345.000
10	2	70.900	10.000000	1468.000	---	205.000
11	1	72.700	10.000000	---	---	702.000

**Detailed Results for Radar Type 5_Trial 10**

Burst	No. of Pulses	Pulse Width (µs)	Chirp Width (MHz)	Pulse 1-to-2 Spacing (µs)	Pulse 2-to-3 Spacing (µs)	Starting Location Within Interval (µs)
1	2	58.200	10.000000	1320.000	---	122.000
2	2	66.300	10.000000	1849.000	---	244.000
3	3	62.100	10.000000	1589.000	1390.000	229.000
4	2	74.300	10.000000	1184.000	---	976.000
5	1	58.600	10.000000	---	---	730.000
6	3	82.600	10.000000	1633.000	1513.000	669.000
7	1	73.100	10.000000	---	---	735.000
8	1	90.900	10.000000	---	---	645.000
9	3	66.300	10.000000	1563.000	1348.000	380.000
10	2	54.800	10.000000	1384.000	---	556.000
11	3	65.600	10.000000	1218.000	937.000	801.000
12	3	74.500	10.000000	958.000	1010.000	493.000

**Detailed Results for Radar Type 5_Trial 11**

Burst	No. of Pulses	Pulse Width (μ s)	Chirp Width (MHz)	Pulse 1-to-2 Spacing (μ s)	Pulse 2-to-3 Spacing (μ s)	Starting Location Within Interval (μ s)
1	3	53.400	13.000000	1343.000	1742.000	651.000
2	1	57.300	13.000000	---	---	857.000
3	1	61.900	13.000000	---	---	567.000
4	3	60.500	13.000000	1355.000	1499.000	847.000
5	1	62.000	13.000000	---	---	1014.000
6	2	94.800	13.000000	1584.000	---	512.000
7	1	64.300	13.000000	---	---	992.000
8	3	93.200	13.000000	1157.000	1861.000	285.000
9	3	56.000	13.000000	1813.000	1900.000	1189.000
10	2	79.100	13.000000	1234.000	---	1006.000

**Detailed Results for Radar Type 5_Trial 12**

Burst	No. of Pulses	Pulse Width (μs)	Chirp Width (MHz)	Pulse 1-to-2 Spacing (μs)	Pulse 2-to-3 Spacing (μs)	Starting Location Within Interval (μs)
1	2	74.800	8.000000	1894.000	---	41.000
2	2	95.100	8.000000	1815.000	---	443.000
3	1	95.500	8.000000	---	---	663.000
4	2	87.500	8.000000	1259.000	---	156.000
5	3	86.300	8.000000	947.000	1761.000	185.000
6	1	90.900	8.000000	---	---	246.000
7	2	51.800	8.000000	1879.000	---	166.000
8	1	92.100	8.000000	---	---	203.000
9	3	83.800	8.000000	1477.000	1851.000	570.000
10	1	51.500	8.000000	---	---	48.000
11	1	60.400	8.000000	---	---	1.000
12	3	95.800	8.000000	934.000	1424.000	382.000
13	2	79.200	8.000000	1808.000	---	537.000
14	3	79.500	8.000000	1300.000	1192.000	323.000
15	1	83.200	8.000000	---	---	343.000
16	2	98.800	8.000000	1791.000	---	560.000
17	2	50.800	8.000000	1866.000	---	659.000

**Detailed Results for Radar Type 5_Trial 13**

Burst	No. of Pulses	Pulse Width (μs)	Chirp Width (MHz)	Pulse 1-to-2 Spacing (μs)	Pulse 2-to-3 Spacing (μs)	Starting Location Within Interval (μs)
1	1	64.600	15.000000	---	---	373.000
2	2	95.900	15.000000	1430.000	---	66.000
3	2	54.800	15.000000	1287.000	---	696.000
4	2	63.800	15.000000	1654.000	---	597.000
5	2	55.100	15.000000	1400.000	---	517.000
6	2	92.900	15.000000	1849.000	---	259.000
7	3	56.500	15.000000	1000.000	1682.000	660.000
8	1	61.700	15.000000	---	---	591.000
9	1	58.100	15.000000	---	---	474.000
10	2	95.400	15.000000	1214.000	---	1077.000
11	2	96.700	15.000000	1667.000	---	917.000

**Detailed Results for Radar Type 5_Trial 14**

Burst	No. of Pulses	Pulse Width (μs)	Chirp Width (MHz)	Pulse 1-to-2 Spacing (μs)	Pulse 2-to-3 Spacing (μs)	Starting Location Within Interval (μs)
1	2	52.100	18.000000	1215.000	---	17.000
2	3	99.800	18.000000	1736.000	1673.000	148.000
3	2	53.200	18.000000	1233.000	---	12.000
4	1	87.200	18.000000	---	---	540.000
5	2	75.200	18.000000	975.000	---	618.000
6	3	63.600	18.000000	1614.000	1448.000	732.000
7	2	61.200	18.000000	1118.000	---	137.000
8	2	86.400	18.000000	1014.000	---	331.000
9	2	79.400	18.000000	1910.000	---	737.000
10	2	84.300	18.000000	1126.000	---	48.000
11	2	81.500	18.000000	1345.000	---	288.000
12	3	81.300	18.000000	1810.000	952.000	529.000
13	2	94.900	18.000000	1306.000	---	612.000
14	3	69.600	18.000000	1632.000	1730.000	692.000
15	3	73.300	18.000000	1015.000	1552.000	317.000
16	3	93.100	18.000000	1179.000	1533.000	7.000

**Detailed Results for Radar Type 5_Trial 15**

Burst	No. of Pulses	Pulse Width (µs)	Chirp Width (MHz)	Pulse 1-to-2 Spacing (µs)	Pulse 2-to-3 Spacing (µs)	Starting Location Within Interval (µs)
1	3	66.400	15.000000	1599.000	1875.000	190.000
2	1	73.600	15.000000	---	---	165.000
3	2	55.200	15.000000	1726.000	---	332.000
4	2	62.700	15.000000	1752.000	---	117.000
5	3	50.600	15.000000	1523.000	1052.000	572.000
6	2	57.800	15.000000	944.000	---	746.000
7	3	98.000	15.000000	1343.000	1215.000	147.000
8	2	82.800	15.000000	1182.000	---	30.000
9	2	62.900	15.000000	1549.000	---	395.000
10	2	50.700	15.000000	1196.000	---	333.000
11	3	69.200	15.000000	1106.000	1036.000	388.000
12	3	60.900	15.000000	1175.000	1183.000	612.000
13	2	78.500	15.000000	1908.000	---	125.000
14	2	67.800	15.000000	1667.000	---	502.000
15	2	58.000	15.000000	1869.000	---	224.000

**Detailed Results for Radar Type 5_Trial 16**

Burst	No. of Pulses	Pulse Width (μs)	Chirp Width (MHz)	Pulse 1-to-2 Spacing (μs)	Pulse 2-to-3 Spacing (μs)	Starting Location Within Interval (μs)
1	3	93.000	5.000000	1554.000	1785.000	287.000
2	1	83.900	5.000000	---	---	719.000
3	1	58.600	5.000000	---	---	22.000
4	2	51.600	5.000000	1301.000	---	508.000
5	2	86.000	5.000000	971.000	---	394.000
6	2	52.400	5.000000	1014.000	---	126.000
7	2	81.600	5.000000	1650.000	---	756.000
8	2	73.500	5.000000	1428.000	---	653.000
9	1	58.900	5.000000	---	---	761.000
10	1	93.500	5.000000	---	---	118.000
11	2	90.600	5.000000	1774.000	---	108.000
12	2	58.400	5.000000	1448.000	---	740.000
13	2	89.100	5.000000	1406.000	---	689.000
14	2	73.900	5.000000	1071.000	---	160.000
15	1	61.700	5.000000	---	---	172.000

**Detailed Results for Radar Type 5_Trial 17**

Burst	No. of Pulses	Pulse Width (μs)	Chirp Width (MHz)	Pulse 1-to-2 Spacing (μs)	Pulse 2-to-3 Spacing (μs)	Starting Location Within Interval (μs)
1	3	75.600	14.000000	1717.000	1819.000	814.000
2	2	87.500	14.000000	1850.000	---	108.000
3	1	69.100	14.000000	---	---	310.000
4	2	55.800	14.000000	972.000	---	0.000
5	1	90.600	14.000000	---	---	277.000
6	2	87.800	14.000000	1808.000	---	20.000
7	1	74.000	14.000000	---	---	35.000
8	3	94.800	14.000000	1120.000	938.000	554.000
9	2	57.200	14.000000	1619.000	---	141.000
10	1	56.000	14.000000	---	---	595.000
11	2	99.500	14.000000	1143.000	---	262.000
12	2	66.500	14.000000	1675.000	---	557.000

**Detailed Results for Radar Type 5_Trial 18**

Burst	No. of Pulses	Pulse Width (μs)	Chirp Width (MHz)	Pulse 1-to-2 Spacing (μs)	Pulse 2-to-3 Spacing (μs)	Starting Location Within Interval (μs)
1	2	80.800	17.000000	1865.000	---	407.000
2	2	65.200	17.000000	1617.000	---	541.000
3	2	55.500	17.000000	1012.000	---	474.000
4	2	97.400	17.000000	1402.000	---	157.000
5	2	70.500	17.000000	1522.000	---	531.000
6	2	84.400	17.000000	1207.000	---	573.000
7	3	86.000	17.000000	1566.000	1277.000	121.000
8	2	76.800	17.000000	1481.000	---	136.000
9	2	87.400	17.000000	993.000	---	227.000
10	2	56.300	17.000000	1384.000	---	27.000
11	3	86.700	17.000000	920.000	1181.000	224.000
12	3	81.000	17.000000	959.000	1111.000	506.000
13	2	50.500	17.000000	1891.000	---	173.000
14	2	92.000	17.000000	1263.000	---	553.000
15	2	62.200	17.000000	1469.000	---	311.000
16	2	69.400	17.000000	1007.000	---	332.000
17	3	65.600	17.000000	1335.000	1823.000	519.000
18	2	70.300	17.000000	1590.000	---	96.000
19	3	78.100	17.000000	1361.000	1775.000	12.000

**Detailed Results for Radar Type 5_Trial 19**

Burst	No. of Pulses	Pulse Width (μs)	Chirp Width (MHz)	Pulse 1-to-2 Spacing (μs)	Pulse 2-to-3 Spacing (μs)	Starting Location Within Interval (μs)
1	2	70.500	17.000000	956.000	---	247.000
2	3	85.800	17.000000	1726.000	1051.000	659.000
3	2	67.600	17.000000	1910.000	---	383.000
4	2	97.900	17.000000	1794.000	---	123.000
5	3	55.000	17.000000	1798.000	1000.000	48.000
6	2	55.900	17.000000	1322.000	---	464.000
7	3	53.400	17.000000	1270.000	1431.000	347.000
8	2	88.300	17.000000	1417.000	---	544.000
9	2	95.600	17.000000	1228.000	---	453.000
10	2	70.400	17.000000	1039.000	---	291.000
11	2	53.000	17.000000	1860.000	---	689.000
12	1	80.600	17.000000	---	---	628.000
13	3	67.000	17.000000	1382.000	1724.000	487.000
14	2	67.300	17.000000	1895.000	---	682.000
15	2	63.100	17.000000	1171.000	---	343.000
16	2	79.400	17.000000	1369.000	---	186.000

**Detailed Results for Radar Type 5_Trial 20**

Burst	No. of Pulses	Pulse Width (µs)	Chirp Width (MHz)	Pulse 1-to-2 Spacing (µs)	Pulse 2-to-3 Spacing (µs)	Starting Location Within Interval (µs)
1	2	97.100	19.000000	1539.000	---	378.000
2	2	62.500	19.000000	1931.000	---	586.000
3	3	85.200	19.000000	1860.000	942.000	473.000
4	2	57.800	19.000000	1401.000	---	394.000
5	1	72.100	19.000000	---	---	254.000
6	1	92.700	19.000000	---	---	242.000
7	2	56.200	19.000000	1405.000	---	411.000
8	3	54.300	19.000000	1382.000	1712.000	591.000
9	3	88.200	19.000000	1026.000	1680.000	17.000
10	3	68.200	19.000000	1051.000	1804.000	269.000
11	2	91.600	19.000000	1080.000	---	315.000
12	2	94.700	19.000000	1056.000	---	501.000
13	2	60.900	19.000000	1566.000	---	227.000
14	2	57.700	19.000000	1345.000	---	332.000
15	2	80.500	19.000000	1002.000	---	131.000
16	1	78.700	19.000000	---	---	51.000
17	2	95.800	19.000000	1851.000	---	346.000
18	3	74.500	19.000000	1430.000	1097.000	108.000
19	3	65.700	19.000000	1155.000	1430.000	508.000

**Detailed Results for Radar Type 5_Trial 21**

Burst	No. of Pulses	Pulse Width (µs)	Chirp Width (MHz)	Pulse 1-to-2 Spacing (µs)	Pulse 2-to-3 Spacing (µs)	Starting Location Within Interval (µs)
1	1	84.500	5.000000	---	---	77.000
2	2	85.100	5.000000	1049.000	---	561.000
3	2	77.500	5.000000	1012.000	---	322.000
4	2	95.300	5.000000	1524.000	---	591.000
5	2	69.000	5.000000	1447.000	---	479.000
6	2	65.200	5.000000	1574.000	---	177.000
7	3	77.400	5.000000	1446.000	1628.000	4.000
8	2	58.000	5.000000	1737.000	---	631.000
9	3	58.500	5.000000	1714.000	1626.000	330.000
10	1	98.600	5.000000	---	---	508.000
11	1	73.900	5.000000	---	---	27.000
12	1	67.700	5.000000	---	---	157.000
13	1	99.000	5.000000	---	---	313.000
14	2	76.800	5.000000	1232.000	---	429.000
15	2	89.900	5.000000	1618.000	---	574.000
16	3	88.000	5.000000	1587.000	1221.000	326.000
17	1	55.100	5.000000	---	---	550.000
18	3	93.900	5.000000	930.000	1084.000	275.000

**Detailed Results for Radar Type 5_Trial 22**

Burst	No. of Pulses	Pulse Width (μs)	Chirp Width (MHz)	Pulse 1-to-2 Spacing (μs)	Pulse 2-to-3 Spacing (μs)	Starting Location Within Interval (μs)
1	1	51.100	19.000000	---	---	551.000
2	2	85.100	19.000000	1734.000	---	404.000
3	3	52.100	19.000000	1720.000	1874.000	512.000
4	1	74.000	19.000000	---	---	40.000
5	2	52.100	19.000000	1849.000	---	96.000
6	2	76.700	19.000000	1657.000	---	349.000
7	1	55.400	19.000000	---	---	91.000
8	3	81.200	19.000000	1796.000	1552.000	89.000
9	2	60.900	19.000000	1713.000	---	57.000
10	2	57.100	19.000000	1611.000	---	530.000
11	2	50.100	19.000000	1364.000	---	248.000
12	1	89.400	19.000000	---	---	296.000
13	3	64.500	19.000000	1437.000	1500.000	469.000
14	2	72.500	19.000000	1415.000	---	437.000
15	3	72.200	19.000000	1705.000	1577.000	554.000
16	2	87.800	19.000000	1175.000	---	48.000
17	2	91.300	19.000000	1613.000	---	537.000
18	2	65.400	19.000000	1307.000	---	194.000
19	1	56.300	19.000000	---	---	276.000
20	2	68.900	19.000000	1611.000	---	430.000



Detailed Results for Radar Type 5_Trial 23

Burst	No. of Pulses	Pulse Width (μs)	Chirp Width (MHz)	Pulse 1-to-2 Spacing (μs)	Pulse 2-to-3 Spacing (μs)	Starting Location Within Interval (μs)
1	3	97.300	12.000000	1764.000	1049.000	85.000
2	1	83.400	12.000000	---	---	882.000
3	1	94.700	12.000000	---	---	903.000
4	2	60.100	12.000000	1023.000	---	878.000
5	2	54.600	12.000000	1385.000	---	1271.000
6	3	88.100	12.000000	1088.000	1048.000	932.000
7	3	90.200	12.000000	1799.000	1142.000	226.000
8	3	63.400	12.000000	1149.000	971.000	1426.000

**Detailed Results for Radar Type 5_Trial 24**

Burst	No. of Pulses	Pulse Width (µs)	Chirp Width (MHz)	Pulse 1-to-2 Spacing (µs)	Pulse 2-to-3 Spacing (µs)	Starting Location Within Interval (µs)
1	2	69.400	19.000000	1872.000	---	221.000
2	2	59.100	19.000000	1839.000	---	120.000
3	3	76.800	19.000000	1911.000	981.000	550.000
4	2	70.500	19.000000	1328.000	---	331.000
5	1	63.100	19.000000	---	---	681.000
6	3	59.900	19.000000	1048.000	1055.000	264.000
7	2	50.000	19.000000	1246.000	---	301.000
8	2	53.200	19.000000	993.000	---	222.000
9	1	80.500	19.000000	---	---	496.000
10	2	86.900	19.000000	1135.000	---	371.000
11	3	99.000	19.000000	1818.000	935.000	639.000
12	3	85.200	19.000000	1495.000	1079.000	633.000
13	3	68.700	19.000000	1289.000	1482.000	99.000
14	2	85.700	19.000000	1340.000	---	358.000
15	2	82.900	19.000000	1395.000	---	502.000
16	2	53.400	19.000000	1111.000	---	74.000
17	2	97.400	19.000000	1764.000	---	476.000

**Detailed Results for Radar Type 5_Trial 25**

Burst	No. of Pulses	Pulse Width (μs)	Chirp Width (MHz)	Pulse 1-to-2 Spacing (μs)	Pulse 2-to-3 Spacing (μs)	Starting Location Within Interval (μs)
1	2	79.600	17.000000	1029.000	---	270.000
2	1	90.200	17.000000	---	---	580.000
3	3	66.100	17.000000	1312.000	1766.000	86.000
4	1	95.200	17.000000	---	---	92.000
5	2	76.300	17.000000	1238.000	---	368.000
6	2	75.800	17.000000	1106.000	---	165.000
7	3	50.700	17.000000	1312.000	1580.000	377.000
8	3	56.300	17.000000	1837.000	1154.000	323.000
9	3	56.100	17.000000	1061.000	1394.000	400.000
10	3	81.200	17.000000	1582.000	1379.000	405.000
11	2	89.700	17.000000	1845.000	---	506.000
12	1	97.800	17.000000	---	---	331.000
13	1	75.700	17.000000	---	---	430.000
14	3	50.200	17.000000	1237.000	1653.000	544.000
15	2	52.000	17.000000	1729.000	---	339.000
16	2	69.400	17.000000	1603.000	---	44.000
17	2	67.500	17.000000	1168.000	---	521.000
18	2	98.100	17.000000	958.000	---	384.000
19	3	63.600	17.000000	1260.000	1640.000	194.000



Detailed Results for Radar Type 5_Trial 26

Burst	No. of Pulses	Pulse Width (µs)	Chirp Width (MHz)	Pulse 1-to-2 Spacing (µs)	Pulse 2-to-3 Spacing (µs)	Starting Location Within Interval (µs)
1	2	66.900	16.000000	1927.000	---	308.000
2	3	68.300	16.000000	1068.000	1286.000	574.000
3	2	50.600	16.000000	1234.000	---	468.000
4	2	58.200	16.000000	1470.000	---	785.000
5	3	58.300	16.000000	1083.000	1021.000	1235.000
6	1	71.500	16.000000	---	---	91.000
7	1	67.400	16.000000	---	---	710.000
8	3	59.100	16.000000	1642.000	1231.000	561.000
9	2	66.000	16.000000	1446.000	---	628.000

**Detailed Results for Radar Type 5_Trial 27**

Burst	No. of Pulses	Pulse Width (µs)	Chirp Width (MHz)	Pulse 1-to-2 Spacing (µs)	Pulse 2-to-3 Spacing (µs)	Starting Location Within Interval (µs)
1	3	61.700	11.000000	1264.000	1572.000	640.000
2	3	82.600	11.000000	923.000	1387.000	439.000
3	2	74.800	11.000000	1230.000	---	16.000
4	2	77.700	11.000000	1544.000	---	613.000
5	1	80.400	11.000000	---	---	213.000
6	3	88.700	11.000000	1316.000	1461.000	568.000
7	3	78.100	11.000000	1065.000	1167.000	387.000
8	2	56.600	11.000000	1454.000	---	647.000
9	1	63.600	11.000000	---	---	285.000
10	2	73.100	11.000000	1369.000	---	189.000
11	2	67.900	11.000000	994.000	---	165.000
12	2	76.500	11.000000	1164.000	---	480.000
13	1	63.700	11.000000	---	---	28.000
14	2	70.100	11.000000	1823.000	---	516.000
15	2	90.400	11.000000	1694.000	---	561.000
16	2	87.700	11.000000	1528.000	---	420.000
17	3	77.700	11.000000	1339.000	1407.000	61.000
18	1	81.300	11.000000	---	---	67.000

**Detailed Results for Radar Type 5_Trial 28**

Burst	No. of Pulses	Pulse Width (μs)	Chirp Width (MHz)	Pulse 1-to-2 Spacing (μs)	Pulse 2-to-3 Spacing (μs)	Starting Location Within Interval (μs)
1	1	80.100	9.000000	---	---	183.000
2	2	59.600	9.000000	946.000	---	473.000
3	2	89.000	9.000000	1573.000	---	426.000
4	2	68.300	9.000000	1801.000	---	366.000
5	1	89.400	9.000000	---	---	250.000
6	2	64.000	9.000000	958.000	---	447.000
7	2	82.200	9.000000	1272.000	---	585.000
8	2	67.300	9.000000	1688.000	---	134.000
9	2	52.500	9.000000	1696.000	---	264.000
10	2	84.100	9.000000	1133.000	---	335.000
11	2	53.000	9.000000	1374.000	---	890.000
12	2	62.000	9.000000	1636.000	---	526.000
13	3	96.100	9.000000	1660.000	1103.000	493.000

**Detailed Results for Radar Type 5_Trial 29**

Burst	No. of Pulses	Pulse Width (μs)	Chirp Width (MHz)	Pulse 1-to-2 Spacing (μs)	Pulse 2-to-3 Spacing (μs)	Starting Location Within Interval (μs)
1	2	59.500	11.000000	1738.000	---	660.000
2	1	57.000	11.000000	---	---	796.000
3	2	54.400	11.000000	1891.000	---	779.000
4	2	97.500	11.000000	1566.000	---	298.000
5	3	52.000	11.000000	1941.000	1472.000	201.000
6	1	62.500	11.000000	---	---	211.000
7	2	79.100	11.000000	1016.000	---	30.000
8	2	98.600	11.000000	927.000	---	485.000
9	2	52.900	11.000000	1814.000	---	328.000
10	2	64.600	11.000000	1644.000	---	339.000
11	3	75.300	11.000000	1710.000	1296.000	500.000
12	1	74.200	11.000000	---	---	451.000
13	1	58.400	11.000000	---	---	160.000
14	1	97.500	11.000000	---	---	573.000

**Detailed Results for Radar Type 5_Trial 30**

Burst	No. of Pulses	Pulse Width (μs)	Chirp Width (MHz)	Pulse 1-to-2 Spacing (μs)	Pulse 2-to-3 Spacing (μs)	Starting Location Within Interval (μs)
1	2	97.900	7.000000	1124.000	---	368.000
2	2	94.200	7.000000	1097.000	---	363.000
3	2	95.600	7.000000	1706.000	---	338.000
4	3	60.700	7.000000	1726.000	1788.000	628.000
5	2	79.600	7.000000	921.000	---	352.000
6	2	55.700	7.000000	1463.000	---	71.000
7	2	92.300	7.000000	1486.000	---	208.000
8	3	59.600	7.000000	1550.000	1830.000	605.000
9	2	95.900	7.000000	1529.000	---	727.000
10	2	87.500	7.000000	1521.000	---	637.000
11	3	81.100	7.000000	961.000	1815.000	593.000
12	3	93.000	7.000000	1246.000	1717.000	400.000
13	3	62.500	7.000000	1219.000	1563.000	742.000
14	1	70.400	7.000000	---	---	627.000
15	2	63.400	7.000000	1345.000	---	439.000
16	1	78.000	7.000000	---	---	663.000



Detailed Results for Radar Type 6

Trial Number	Pulse Width (μs)	PRI (μs)	No. of Pulses	Pulses Detected	Comment
1	1.000	300.000	9	YES	
2	1.000	300.000	9	YES	
3	1.000	300.000	9	YES	
4	1.000	300.000	9	YES	
5	1.000	300.000	9	YES	
6	1.000	300.000	9	YES	
7	1.000	300.000	9	YES	
8	1.000	300.000	9	YES	
9	1.000	300.000	9	YES	
10	1.000	300.000	9	YES	
11	1.000	300.000	9	YES	
12	1.000	300.000	9	YES	
13	1.000	300.000	9	YES	
14	1.000	300.000	9	YES	
15	1.000	300.000	9	YES	
16	1.000	300.000	9	YES	
17	1.000	300.000	9	YES	
18	1.000	300.000	9	YES	
19	1.000	300.000	9	YES	
20	1.000	300.000	9	YES	
21	1.000	300.000	9	YES	
22	1.000	300.000	9	YES	
23	1.000	300.000	9	YES	
24	1.000	300.000	9	YES	
25	1.000	300.000	9	YES	
26	1.000	300.000	9	No	
27	1.000	300.000	9	YES	
28	1.000	300.000	9	YES	
29	1.000	300.000	9	YES	
30	1.000	300.000	9	YES	

END OF REPORT