

MAXHUB



All pictures in this manual are for reference only, the actual product shall prevail

WiFi Module

User Manual

Table of Contents

1. Special Statement	1
2. Safety Warning.....	1
3. Federal Communication Commission Interference Statement.....	2
4. FCC Caution.....	3
5. Non-modification Statement.....	3
6. IC Radiation Exposure Statement for Canada.....	4
7. Declaration of Toxic and Hazardous Substances in Electronic Information Products	6
8. Installation Steps.....	8
9. Software Settings	9
10. Key Specifications.....	10

1. Special Statement

- Intellectual property statement: the hardware design and software programs of this product are copyright protected. Anyone copying the contents of this product and instructions without the authorization of this company will bear the corresponding legal responsibilities.
- This manual is for reference only. The actual final functions are subject to the actual ordering of the customer and the actual functions of the product received.
- The pictures are for reference only, please refer to the actual product. The company reserves the right to make improvements on and changes to the product appearance and design without prior notice.

2. Safety Warning

- Before operating this equipment, please read and observe the following precautions carefully to prevent improper operation.
- Do not use the device in dusty and humid places to avoid causing internal circuit failures.
- Do not place the device near heating objects such as electric heaters.
- This device and accessories may contain some small parts, please keep them out of the reach of children to avoid danger.
- The device is not waterproof, please keep it dry.

- The working temperature of this equipment is 0~40°C, and the working humidity is 10~90%RH.
- Please contact professional maintenance personnel for all maintenance services.
- Do not insert any sharp objects into the device.
- Do not drop or hit the device to avoid damage to the device.

3. Federal Communication Commission Interference

Statement

This equipment has been tested and found to comply with the limits for a Class B digital device, pursuant to Part 15 of the FCC Rules. These limits are designed to provide reasonable protection against harmful interference in a residential installation. This equipment generates, uses, and can radiate radio frequency energy and, if not installed and used in accordance with the instructions, may cause harmful interference to radio communications. However, there is no guarantee that interference will not occur in a particular installation. If this equipment does cause harmful interference to radio or television reception, which can be determined by turning the equipment off and on, the user is encouraged to try to correct the interference by one or more of the following measures:

Reorient or relocate the receiving antenna.

Increase the separation between the equipment and receiver.

Connect the equipment into an outlet on a circuit different from that to which the receiver is connected.

Consult the dealer or an experienced radio/TV technician for help.

4. FCC Caution

This device complies with Part 15 of the FCC Rules. Operation is subject to the following two conditions:

- (1) This device may not cause harmful interference, and
- (2) this device must accept any interference received, including interference that may cause undesired operation.

Caution: The user is cautioned that changes or modifications not expressly approved by the party responsible for compliance could void the user's authority to operate the equipment.

This equipment complies with FCC radiation exposure limits set forth for an uncontrolled environment. This equipment should be installed and operated with a minimum distance of 20cm between the radiator and any part of your body.

5. IC Radiation Exposure Statement for Canada

This device contains licence-exempt transmitter(s)/receiver(s) that comply with Innovation, Science and Economic Development Canada's licence-exempt RSS(s).

Operation is subject to the following two conditions:

1. This device may not cause interference.
2. This device must accept any interference, including interference that may cause undesired operation of the device.

L' émetteur/récepteur exempt de licence contenu dans le présent appareil est conforme aux CNR d' Innovation, Sciences et Développement économique Canada applicables aux appareils radio exempts de licence. L' exploitation est autorisée aux deux conditions suivantes :

1. L' appareil ne doit pas produire de brouillage;
2. L' appareil doit accepter tout brouillage radioélectrique subi, même si le brouillage est susceptible d' en compromettre le fonctionnement.

This equipment complies with ISED RSS-102 radiation exposure limits set forth for an uncontrolled environment. This equipment should be installed and operated with a minimum distance of 20cm between the radiator and any part of your body.

Pour se conformer aux exigences de conformité CNR 102 RF exposition, une distance de séparation d'au moins 20 cm doit être maintenue entre l'antenne de cet appareil et toutes les personnes.

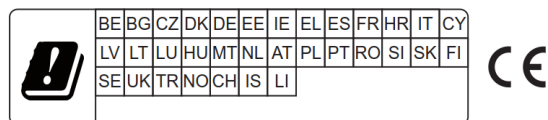
The device for operation in the band 5150–5250 MHz is only for indoor use to reduce the potential for harmful interference to co-channel mobile satellite systems

MAXHUB

Les dispositifs fonctionnant dans la bande de 5 150 à 5 250 MHz sont réservés uniquement pour une utilisation à l' intérieur afin de réduire les risques de brouillage préjudiciable aux systèmes de satellites mobiles utilisant les mêmes canaux.

Hereby, Guangzhou Shirui Electronics Co., Ltd. declares that the radio equipment type SI06 is in compliance with Directive 2014/53/EU.

The full text of the EU declaration of conformity is available at the following internet address: www.seewo.com.



This symbol, affixed to the product or its packaging, indicates that the product must not be processed with household waste. It must be brought to an electric and electronic waste collection point for recycling and disposal. By the appropriate disposal of this product you also help in preventing potentially negative consequences for the environment and human health. The recycling of materials helps preserve our natural resources. For further information regarding the recycling of this product, please contact your municipality, local waste disposal centre or the store where the product was purchased.

6. Declaration of Toxic and Hazardous Substances in Electronic Information Products

Part Name	Toxic and harmful substances or elements					
	Pb	Hg	Cd	Cr(VI)	PBB	PBDE
Metal shell	○	○	○	○	○	○
Circuit board	×	○	○	○	○	○
Wire	○	○	○	○	○	○
Structure	○	○	○	○	○	○

○: Indicates that the content of the toxic and hazardous substance in all homogeneous materials of the part is within the limit requirement of GB/T 26572.

×: Indicates that the content of the toxic and hazardous substance in at least one of the homogeneous materials of the part exceeds the limit requirement of GB/T 26572.

Note: 1.All parts marked with "×" in the table are in compliance with the EU RoHS directive;

2.Circuit board components: including printed circuit boards and their parts, electronic components, solder joints, etc.;



3.Dependent on the product model, the product you purchased may not contain all the above components;


4.The environmental protection use period of this product is 10 years, some detachable parts have different environmental protection use periods, and these

environmental protection use periods are separately attached to the corresponding parts;

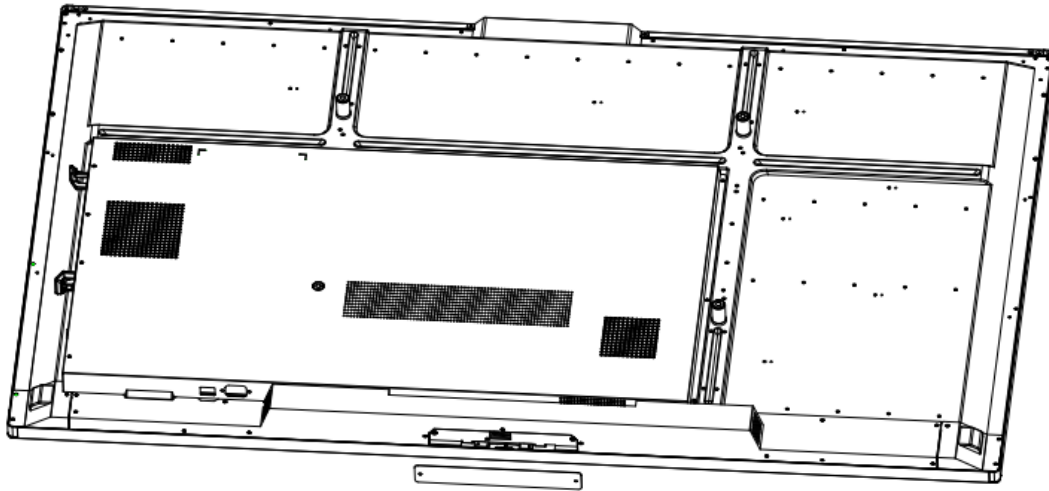
5.The environmental protection use period of the product/component only applies to the use of the product/component under the conditions specified in the product description.



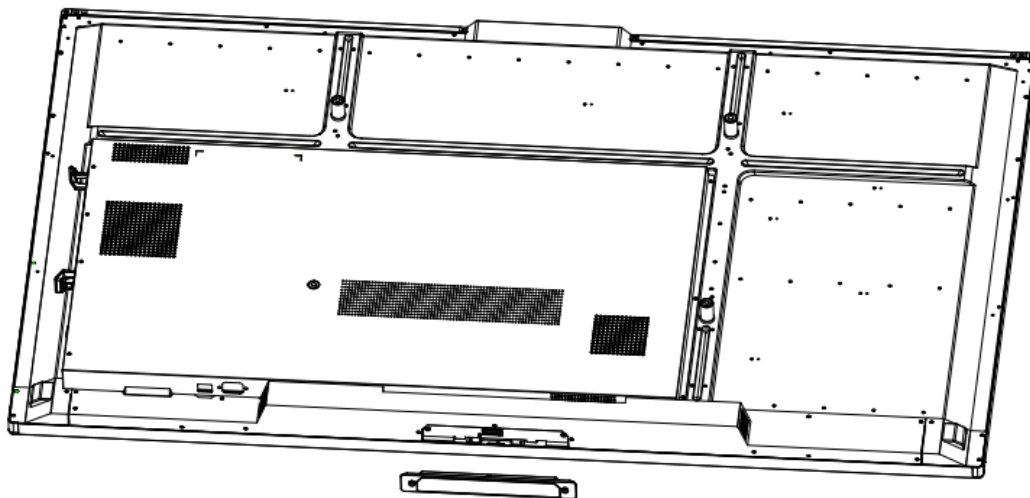
7. Installation Steps

 Warning: Be sure to disconnect the power cord of the conference panel before installation.

- 1) Removal wireless model board of the conference panel bottom, screw should be keep.

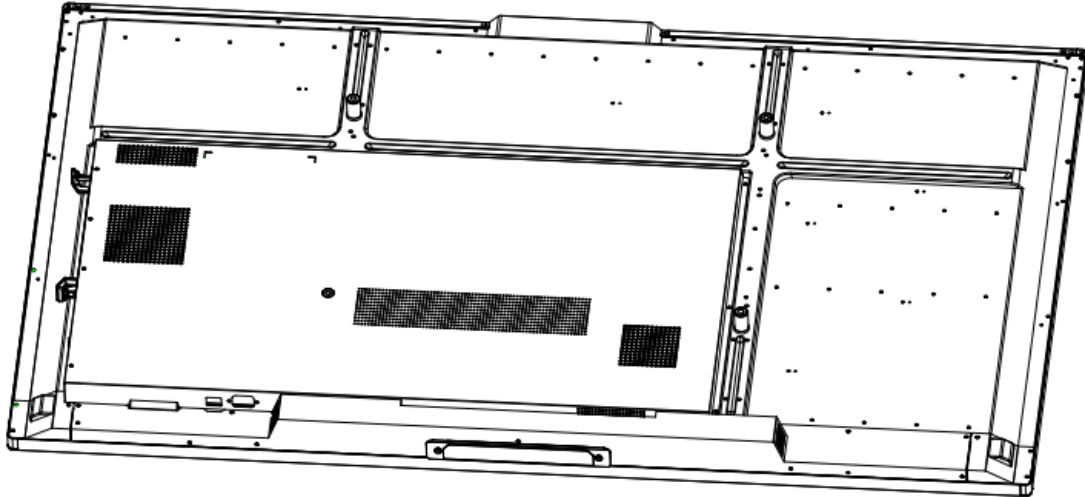


- 2) Insert the wireless module fully into the slot at the bottom of the conference panel.



MAXHUB


- 3) After installing the wireless module, attach the screws to both sides of the wireless module.



Note: This wireless module must be inserted into the upper slot to work for the conference panel.

8. Software Settings

After the installation is completed, turn on the conference panel and the wireless module will run automatically.

- 1) Click on the sidebar menu " Settings".
- 2) Set the menu to select the"Network"- "Wireless Hotspot" menu.
- 3) Click on "  " icon, can turn on/off the wireless hotspot function.

9. Key Specifications

1) Wi-Fi

Wi-Fi Operating Mode: AP+STA

Wi-Fi Support Version: 802.11 a/b/g/n/ac

Wi-Fi Working Frequency: 2.4G&5G

Wi-Fi Working Distance: 0~12 Meters

2) Bluetooth

Bluetooth Support Version: 4.2

Bluetooth Working Frequency: 2.4GHz

Bluetooth Working Distance: 0~10 Meters

Note: Please refer to the rear nameplate for the model approval code identification of this equipment.