




## **Appendix III**


### **Setup Photographs**



Radiated Disturbance below 1 GHz and above 30 MHz




Radiated Disturbance below 30 MHz






Radiated Disturbance Setup (Above 1 GHz – X axis)



Radiated Disturbance Setup (Above 1 GHz – Y axis)





Radiated Disturbance Setup (Above 1 GHz – Z axis)



Radiated Disturbance Setup (Above 1 GHz – Worst Case)





AC Power Line Conducted Emissions setup

