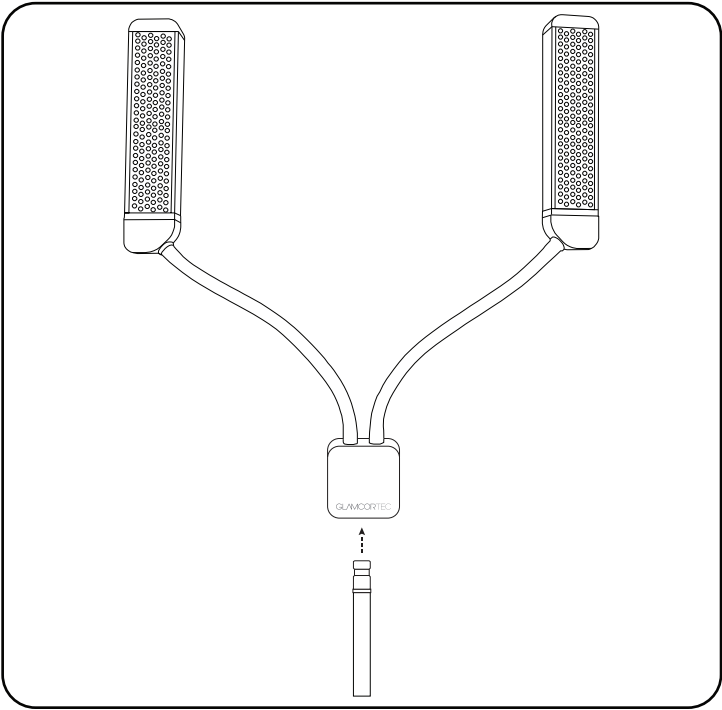
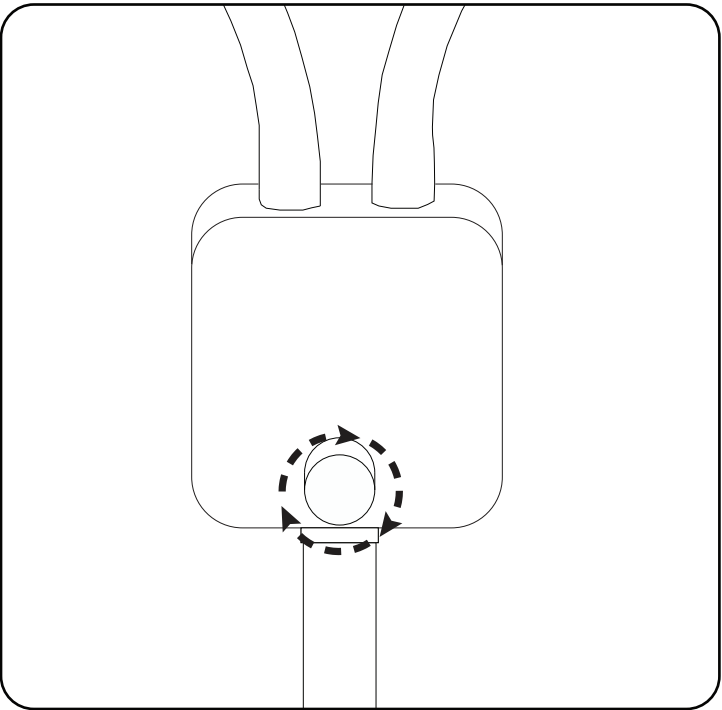


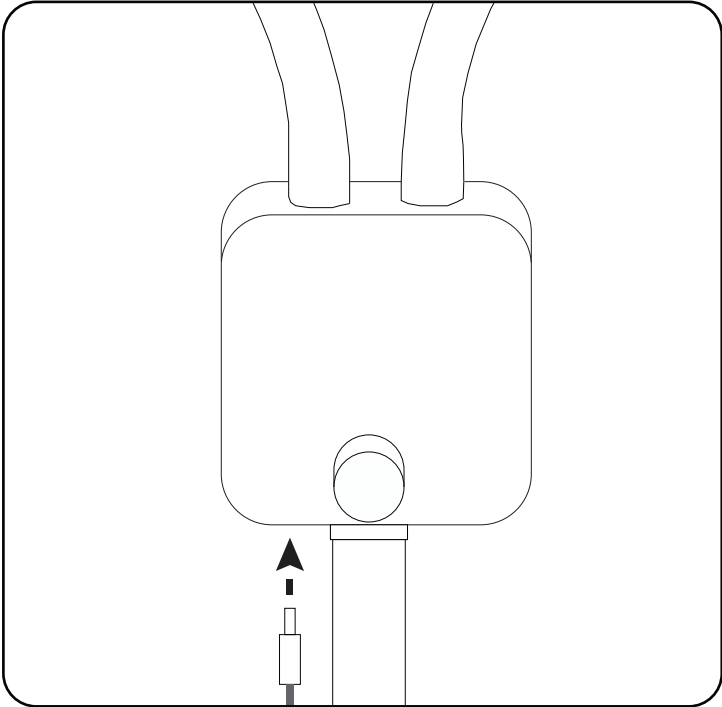
Step 1: Insert stand into bottom of luminarie.



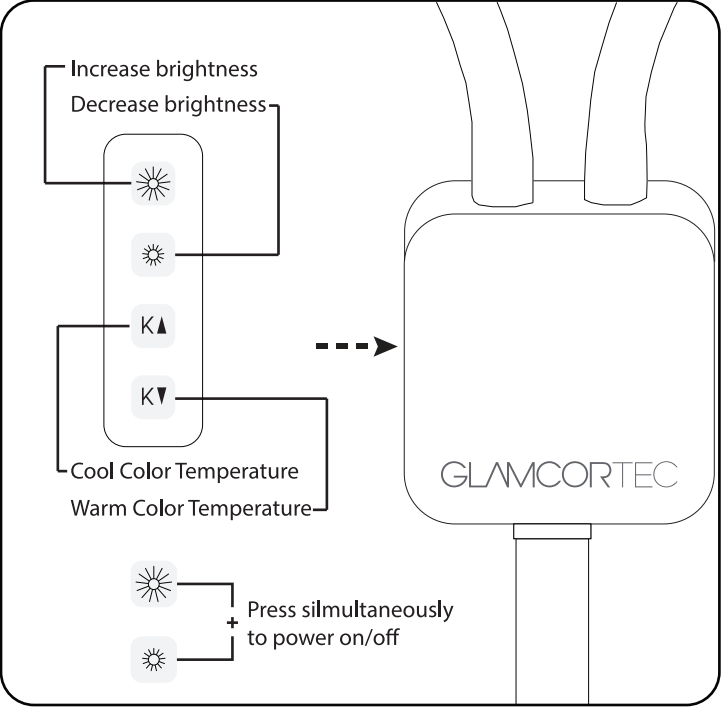
Step 2: Tighten luminarie onto stand.



Step 3: Insert the power cord into luminarie.



Step 4: Operate lighting features with controls.



Cool Color Temperature

Warm Color Temperature

Power on/off

Color Temperature Presets

1) Press and hold for 4 secs to power on/off

2) Activate Bluetooth on your phone and pair device

3) Press to take a photo or start/stop video recording

Memory preset buttons
Program each button to recall your color temperature and brightness setting

1) Set your color temperature and brightness

2) Press and hold M1, M2, or M3 for five seconds

3) Recall your saved setting by pressing the same button

MULTIMEDIA EXTREME
GLAMCORTEC

Increase brightness

Decrease brightness

2,700K

4,200K

5,600K

M1

M2

M3

FCC Statement

This equipment has been tested and found to comply with the limits for a Class B digital device, pursuant to Part 15 of the FCC Rules. These limits are designed to provide reasonable protection against harmful interference in a residential installation. This equipment generates uses and can radiate radio frequency energy and, if not installed and used in accordance with the instructions, may cause harmful interference to radio communications. However, there is no guarantee that interference will not occur in a particular installation. If this equipment does cause harmful interference to radio or television reception, which can be determined by turning the equipment off and on, the user is encouraged to try to correct the interference by one or more of the following measures:

- Reorient or relocate the receiving antenna.
- Increase the separation between the equipment and receiver.
- Connect the equipment into an outlet on a circuit different from that to which the receiver is connected.
- Consult the dealer or an experienced radio/TV technician for help.

This device complies with part 15 of the FCC Rules. Operation is subject to the following two conditions: (1) This device may not cause harmful interference, and (2) this device must accept any interference received, including interference that may cause undesired operation.

Changes or modifications not expressly approved by the party responsible for compliance could void the user's authority to operate the equipment.