ISO NO: EDW-18-8-7619

<Draft>

REV	ZONE	DESCRIPTION	ENG	APPROVED	ISSUED DATE
D01	ALL	Initial Design	Eva Liang	Joey	2018/11/22
D02-01	ALL	Change dimension and tolerance.	Eva Liang		2019/01/15
D02-02	ALL	Change dimension and tolerance.	Eva Liang		2019/01/21

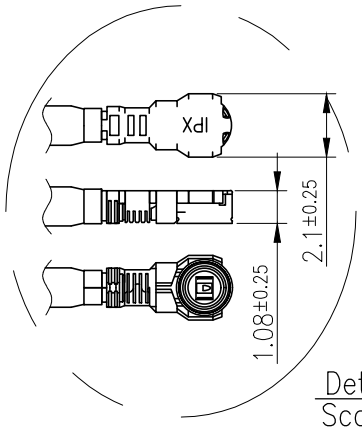

Detail A
Scale:2:1

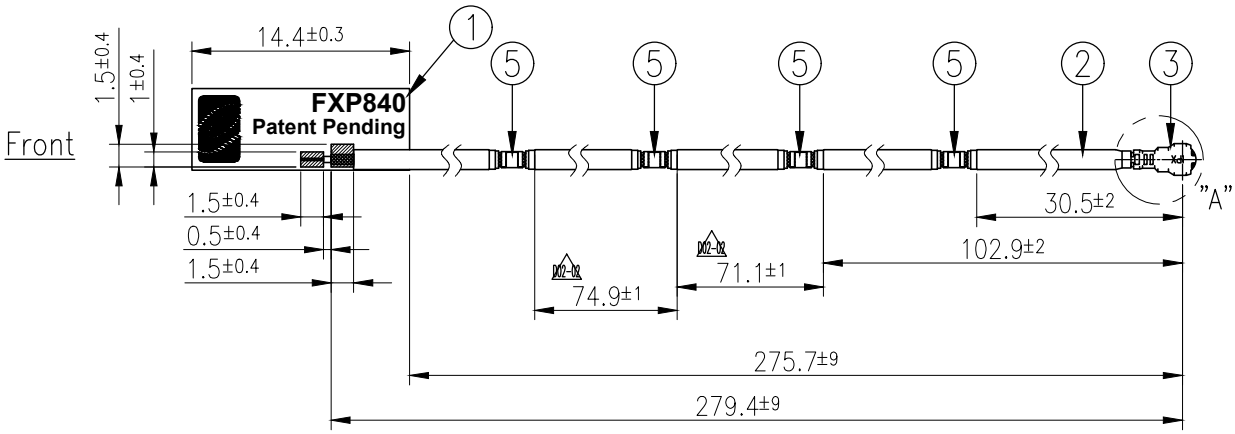

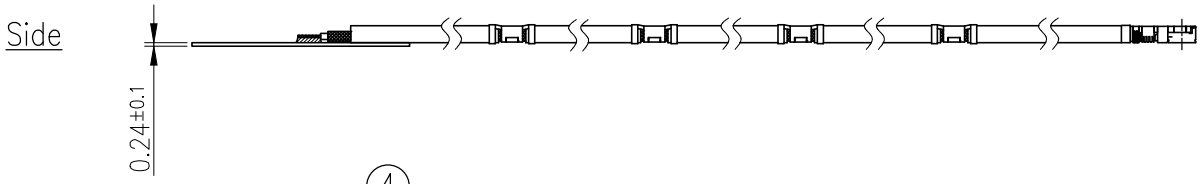

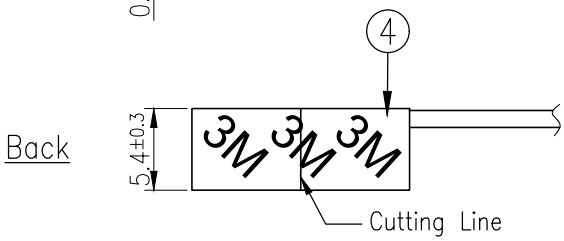

NOTES:
1. 1.No dregs or insufficient soldering. Solder thickness 0.3~1.7mm
2. The solder must be smooth and full to the edges of the pad. The solder must not extend outside of the pad area.
3. The connector position has special orientation to the PCB as per drawing.
4. All material must be RoHS compliant.
5. Open/short QC, VSWR required.
6. Soldered area.

	Name	P/N	Material	Finish	QTY
1	FXP840 FPCB	100112E020011A	Polymer 0.24t	Black	1
2	1.13 Coaxial Cable	001818K010000A	FEP	Black	1
3	IPEX MHF4L (20565-001R-13)	001818K010000A	Copper Alloy	Au Ni Plated	1
4	Double-Sided Adhesive	100112E020011A	3M 467	Brown Liner	1
5	Clamp	001818K010000A	Phosphor Bronze	Sn Plated	1

UNLESS OTHERWISE SPECFIED TOLERANCES ON:
.X± 0.2
XX.± 0.5 .XX± 0.1
X.± 0.3 .XXX± 0.05

DATE: 2018/11/22
UNIT: mm
THIRD ANGLE PROJECTION
MAT'L:
FINISH:
SCALE: 2/1

TAOGLAS. TW Design Centre
This drawing and its inherent design concepts are property of Taoglas. Not to be copied or given to third parties without the written consent of Taoglas.

REV D02-02

TITLE. :2.4/5.8GHz Flex PCB Antenna 279mm 1.13 IPEX MHF4L w/ 4x Cable Clamps and 3M 467 adhesive

PART NO. : FXP840.54.0279A.ii

APPROVED BY:	CHECKED BY:	DRAWN BY:	CUSTOMERS SIGNATURE / DATE
Joey	Rachel/Jack	Eva Liang	