ISO NO: EDW-18-8-xxxx

<Release>

REV	ZONE	DESCRIPTION	ENG	APPROVED	ISSUED DATE
D01	ALL	Initial Design	Rachel	Haley	2018/06/11

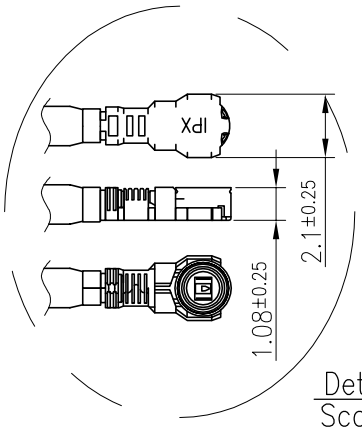

Detail A
Scale:2:1

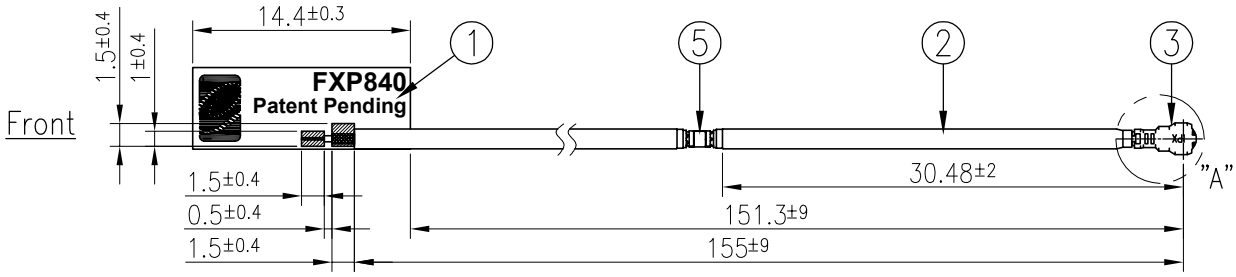

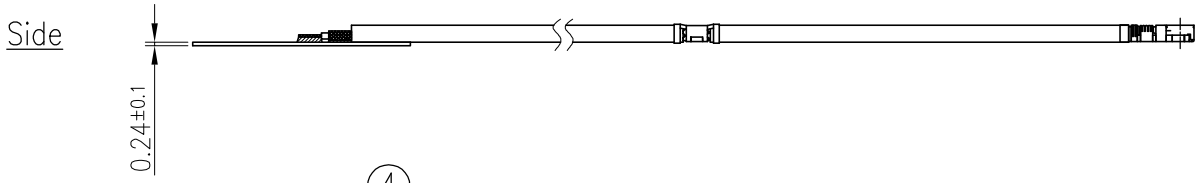

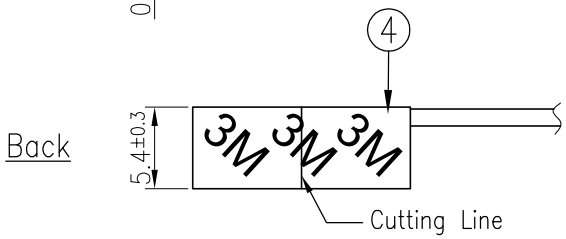

NOTES:
1. 1.No dregs or insufficient soldering. Solder thickness 0.3~1.7mm
2. The solder must be smooth and full to the edges of the pad. The solder must not extend outside of the pad area.
3. The connector position has special orientation to the PCB as per drawing.
4. All material must be RoHS compliant.
5. Open/short QC, VSWR required.
6. Soldered area.

	Name	P/N	Material	Finish	QTY
1	FXP840 FPCB	100112E020011A	Polymer 0.24t	Black	1
2	1.13 Coaxial Cable	001817K010000A	FEP	Black	1
3	IPEX MHF4L	001817K010000A	Brass	Au Ni Plated	1
4	Double-Sided Adhesive	100112E020011A	3M 467	Brown Liner	1
5	Clamp	001817K010000A	Phosphor Bronze	Sn Plated	1

UNLESS OTHERWISE SPECFIED TOLERANCES ON:
.X± 0.2
XX.± 0.5 .XX± 0.1
X.± 0.3 .XXX± 0.05

DATE: 2018/06/11
UNIT: mm
THIRD ANGLE PROJECTION
MAT'L:
FINISH:
SCALE: 2/1

taoglas antenna solutions TW Design Centre

This drawing and its inherent design concepts are property of Taoglas. Not to be copied or given to third parties without the written consent of Taoglas.

REV D01

TITLE. : 2.4/5.8GHz Flex Micro PCB Antenna 155mm 1.13 IPEX MHF4L with Cable grounding clip

PART NO. : FXP840.54.0155A.kf

APPROVED BY:	CHECKED BY:	DRAWN BY:	CUSTOMERS SIGNATURE / DATE
Haley	Jack	Rachel	