


SGS

Test setup photos of EUT


1. Orthogonal plane of EUT

- The testing was set in the below orthogonal plane and measured.


X-axis




Y-axis



Z-axis



2. Photo of Radiated Spurious Emission Test (Below 1 GHz)



3. Photo of Radiated Spurious Emission Test (Above 1 GHz)

