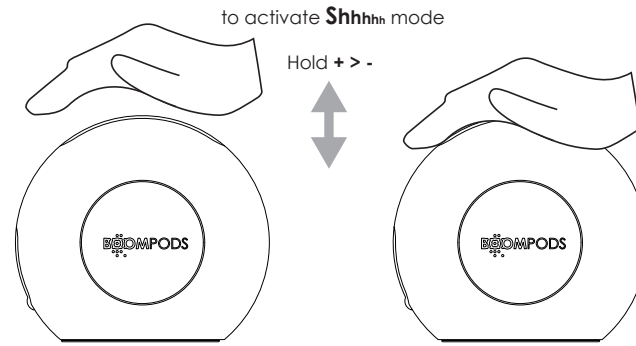
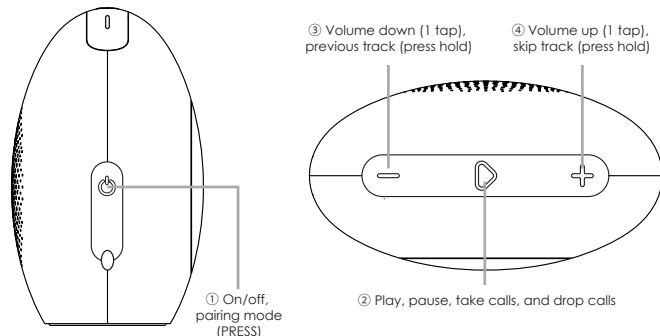


HELLO!

Please read me carefully before using your doubleblaster speaker for the first time.

TECH

Name:	doubleblaster2
USE:	Loud and clear sound and powerful bass.
Speakers:	φ52 4Ω 7W (max) 100-18000Hz + Passive bass
Protection rating:	IPX6 splashproof
battery:	3.7V 2200mAh lithium
Charge time:	3Hrs
Standby time:	2000Hrs
Working time:	8Hrs (70% volume)
Bluetooth:	4.1 (TWS dual pairing)
Bluetooth range:	10M (open space)
microphone sensitivity:	-42(+/-)3dB;omni-directional; S.N.R ≤60dB
Standby current:	≤200μA
Working current:	≤100mA (minimum volume)
Charging current:	DC 5V 0.8 A (red LED lights)
Working frequency:	2.4-2.480 GHz
distortion:	≤3%



FCC Statement

This equipment has been tested and found to comply with the limits for a Class B digital device, pursuant to Part 15 of the FCC Rules. These limits are designed to provide reasonable protection against harmful interference in a residential installation. This equipment generates uses and can radiate radio frequency energy and, if not installed and used in accordance with the instructions, may cause harmful interference to radio communications. However, there is no guarantee that interference will not occur in a particular installation. If this equipment does cause harmful interference to radio or television reception, which can be determined by turning the equipment off and on, the user is encouraged to try to correct the interference by one or more of the following measures:

Reorient or relocate the receiving antenna. Increase the separation between the equipment and receiver. Connect the equipment into an outlet on a circuit different from that to which the receiver is connected. Consult the dealer or an experienced radio/TV technician for help. This device complies with part 15 of the FCC Rules. Operation is subject to the following two conditions:

(1) This device may not cause harmful interference, and (2) this device must accept any interference received, including interference that may cause undesired operation. Changes or modifications not expressly approved by the party responsible for compliance could void the user's authority to operate the equipment.

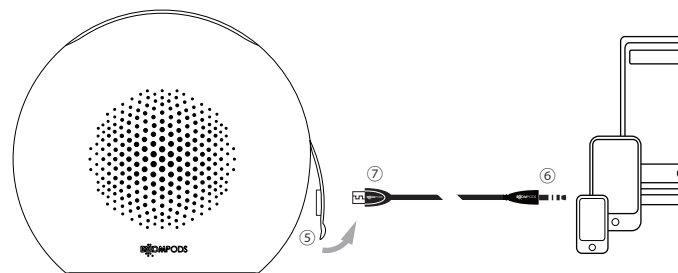
CONNECT

Connecting to Bluetooth:

Press and Hold ON/OFF button ① until you hear 'bi-bing' sound which will then be followed by the pulsing searching sound. Now find the words 'DB2' in your Bluetooth device menu, select this & wait until the pulsing sound has stopped and another 'de-dum' sound. You are now connected & ready to play music & receive calls.

To switch off; press & hold the ON/OFF button until you hear the 'de-dum' sound. If you lose power on your Bluetooth device or move out of range your DB2 will make the 'de-dum' sound. You will need to move closer to your speaker and it will reconnect, if this doesn't happen you can either switch OFF & ON to reconnect your speaker or double press the ON/OFF button to activate pairing mode and reconnect.

Connecting with audio cable:
Connect 3.5 audio jack ⑥ to your music source & the micro ⑦ connection to the side of your speaker by opening the micro-USB cover ⑤ **please note your speaker is not waterproof with the door open.**



TURN UP THE BOOM!



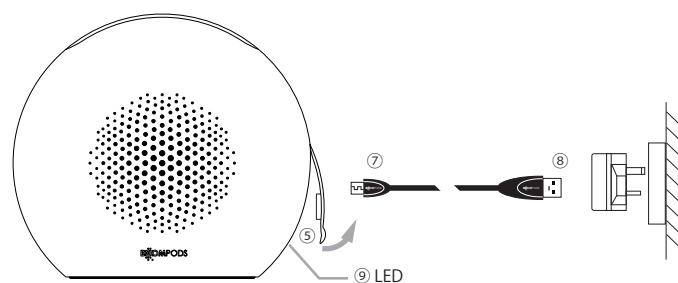
BOOMP PODS is a trademark of BOOMP PODS LTD., Registered in England No 08147066. BoomPods Ltd Unit 34, 67-68 Hatton Garden, London EC1N 8JY United Kingdom

BOOMP PODS ©2017 All Rights. This product uses BOOMP PODS technology and is covered by international patents, Made in China.

CHARGE

Charging:

Open the micro USB cover ⑤, connect supplied cable micro USB end ⑦ to micro input socket, then connect USB ⑧ to USB charging point. Once fully charged red light ⑨ will go out. If you want to play music whilst charging, connect to your device first and then start charging.



***WARNING after charging make sure rubber cover is firmly closed to allow no water or debris to enter. Failure to do this will void your Warranty.**

General guidelines:

Keep away from high temperature or prolonged exposure to direct sunlight.
Avoid constant contact with liquids.
Do not disassemble.
Do not drop repeatedly or excessively.
Keep out of reach of children.

Warranty:

Your BOOMP PODS product is guaranteed against any defects in material or workmanship for one full year from the date of original purchase providing it has not been disassembled and it has not suffered accidental damage such as a hard knock or long immersion in water, etc. The device must be used in accordance with the user manual. The warranty is subject to presentation of the original invoice or receipt from the retailer and does not apply to normal wear and tear or to any device that has been misused or tampered with. It should be returned to the local service centre, the service centre will not bear any shipping cost of the returned item.

Please check www.boompods.com for your local service centre.