

instruction of use

Name : Self-folding lever
Model:HUAWEI HW-28

Operation

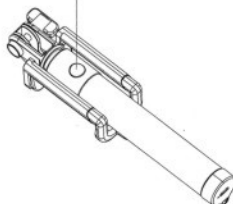
HUAWEI HW-28

01

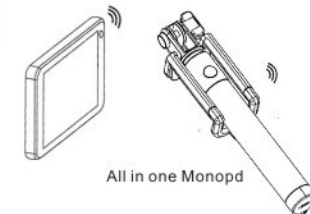
Step 1

Longly press the key for 3s. then the blue light is lit, and the integral camera assistant is in the start state. When the blue light displays the flicker state after start, the integral camera assistant enters the bluetooth pairing mode.

Long press the button for 3 seconds after the start of the Bluetooth pairing mode



All in one Monopod



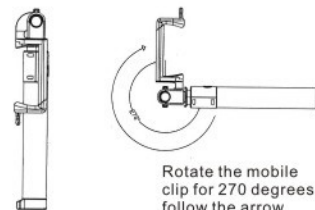
Operation

HUAWEI HW-28

02

Step3

Rotate the mobile clip for 270degrees and then hold the two sides of the monopod to stretch slowly step by step

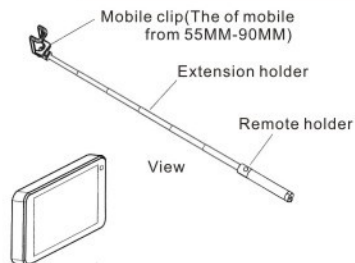


View of Combo

Rotate the mobile clip for 270 degrees follow the arrow



View of Stretch the monoc



Step 4

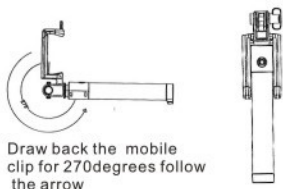
Put the mobile to the clip and open the camera function on mobile to take picture by pressing the camera button on monopod.

1.If you do not use the monopod to take picture while the bluetooth devices connect successfully for 5-10 minutes, the monopod will turn in sleeping mode and the light of camera button will also turn off. Just shortly press the camera button to restart the function.
2.If the distance between the mobile and monopod is over 10m, the monopod will also be in sleeping state. Please keep the two devices within 10m.

Operation

HUAWEI HW-28

03



Draw back the mobile clip for 270degrees follow the arrow

View of Combo

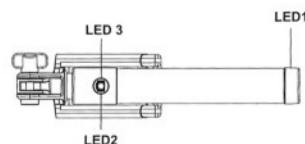


Extension holder

Step 5

Rotate the mobile back and hold the bottom of the extension holder and press it with your thumb. Make the other side of the holder up to the hard part then draw it back slowly.

LED and the function



LED1 charge indicator

(it is red while in recharging, in will be off while finish recharging)

LED2 bluetooth matching

(The light is on while be turned on/in blinking means in bluetooth matching)

LED3 photograph indicating lamp

The light is in blue while taking pictures

Specification

HUAWEI HW-28

04

Battery parameters:

Battery capacity:60MA

Standby time:3days

Working time:20H

Charging voltage:5V

Input current:120MA

Charging time:0.5H

Charging times:≥300

Product parameters:

Total weight:148G

Length:72CM

Material:stainless steel

Packing dimension:240*80*40MM

Kindly reminder:

maximum bearing capacity at the joint between the integrated camera assistant phone stand and the hardware rod:5kg

HUAWEI HW-28

FCC NOTE:

This device complies with Part 15 of the FCC Rules. Operation is subject to the following two conditions: (1) this device may not cause harmful interference, and (2) this device must accept any interference received, including interference that may cause undesired operation.

Any Changes or modifications not expressly approved by the party responsible for compliance could void the user's authority to operate the equipment.

The manufacture is not responsible for any radio or TV interference caused by unauthorized modifications to this equipment. Such modifications could void the user's authority to operate the equipment.

Hereby, Shenzhen Pacemaker Electronic Technology Co., Ltd., declares that this Self-folding lever is in compliance with the essential requirements and other relevant provisions of Directive 1999/5/EC.

Environment friendly disposal

You can help protect the environment!

Please remember to respect the local regulations: hand in the non-working electrical equipments to an appropriate waste disposal center.



CE 0700