

5 Photograph test setup

5.1 Photograph test setup Radiated Emissions



Photo 1 Photograph test setup radiated emissions 30-250 MHz, report section 3.1




Photo 2 Photograph test setup radiated emissions 250-1000 MHz, report section 3.1




Photo 3 Photograph test setup radiated emissions 1-18 GHz, report section 3.1

5.2 Photograph test setup, AC Power Line Conducted emissions




Photo 4: Photographs AC Power Line conducted emission, report section 3.3

<<END OF REPORT>>