



ANNEX B PLOTS OF SAR TEST RESULTS

MEASUREMENT 1

Type: Phone measurement (Complete)
 Area scan resolution: dx=8mm,dy=8mm
 Zoom scan resolution: dx=8mm, dy=8mm, dz=5mm
 Date of measurement: 2016.08.25
 Measurement duration: 13 minutes 32 seconds

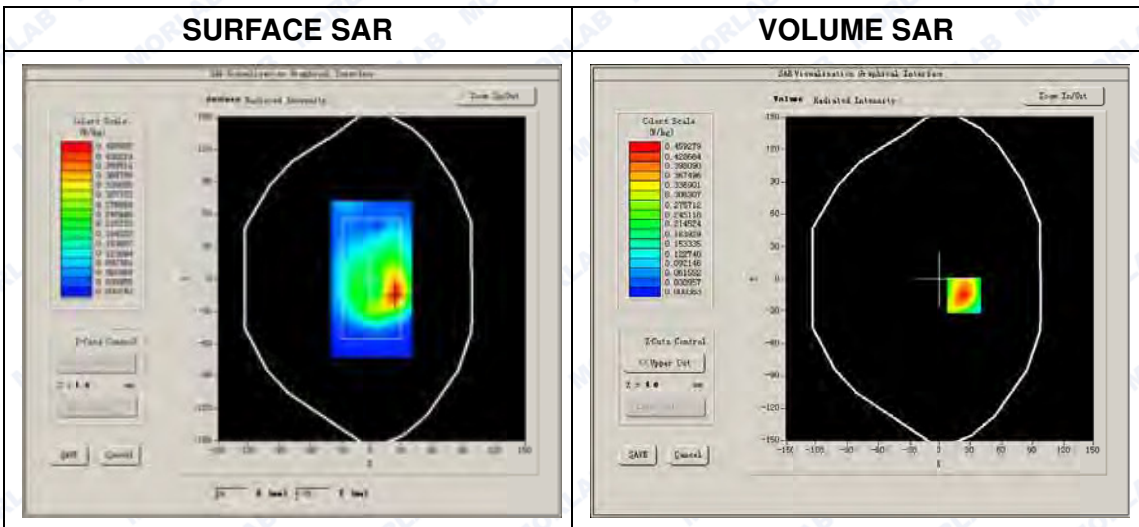
A. Experimental conditions.

Phantom File	surf_sam_plan.txt
Phantom	Flat
Device Position	Body
Band	802.11b
Channels	Middle
Signal	DSSS

B. SAR Measurement Results

Middle Band SAR (Channel 11)

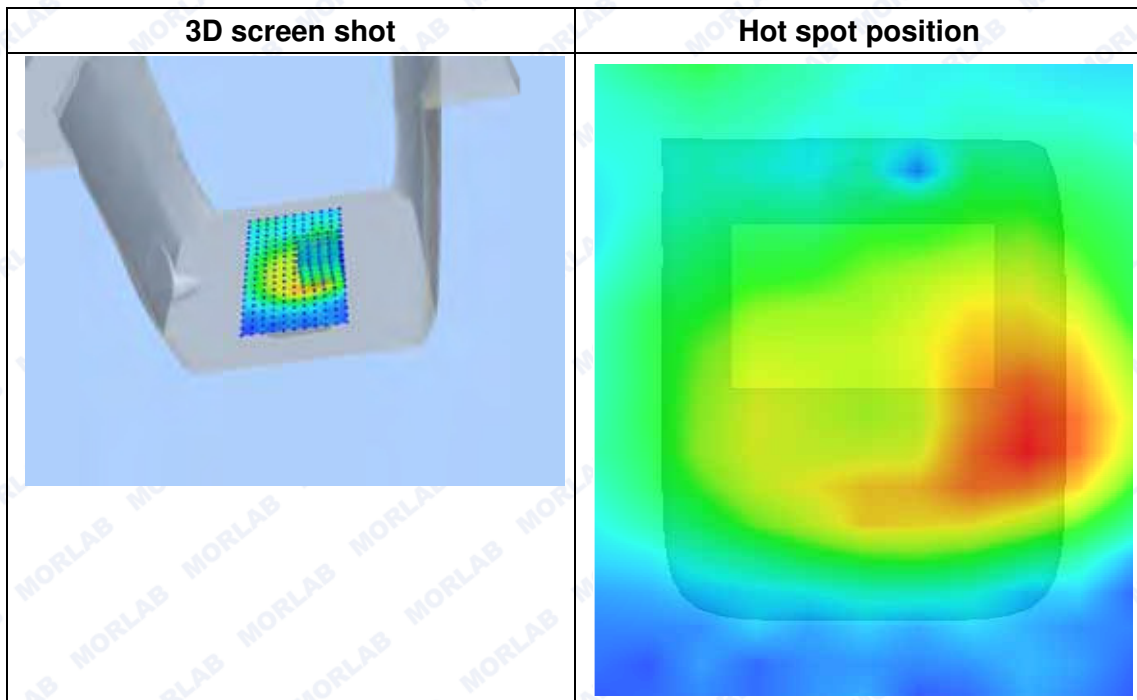
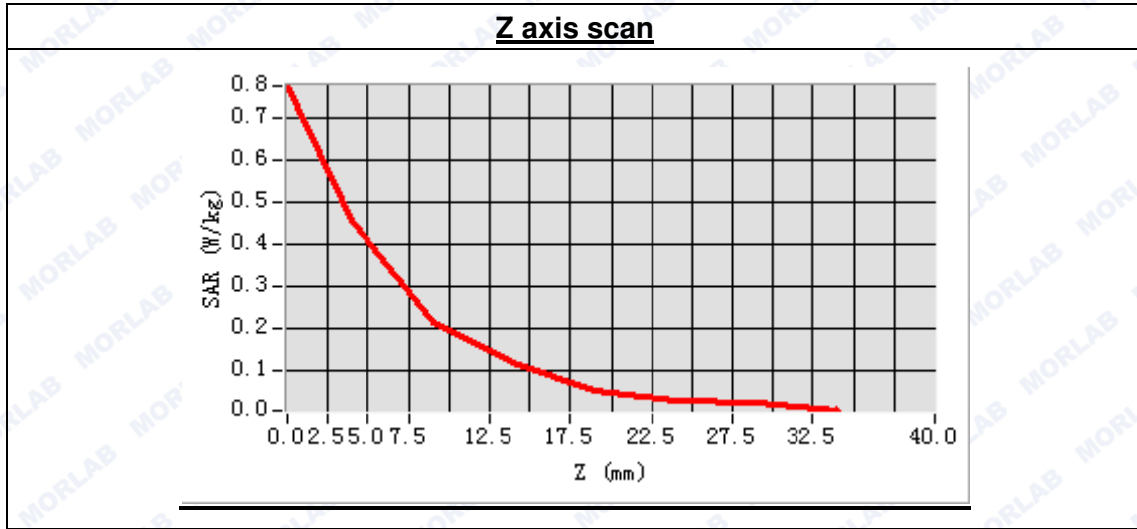
Frequency (MHz)	2472.000000
Relative permittivity (real part)	52.480397
Conductivity (S/m)	1.958859
Power drift (%)	-1.240000
Ambient Temperature:	22.0°C
Liquid Temperature:	21.8°C
ConvF:	4.96
Crest factor:	1:1





Maximum location: X=24.00, Y=-15.00
SAR Peak: 0.77 W/kg

SAR 10g (W/Kg)	0.214282
SAR 1g (W/Kg)	0.421070





MEASUREMENT 2

Type: Phone measurement (Complete)
 Area scan resolution: dx=8mm,dy=8mm
 Zoom scan resolution: dx=8mm, dy=8mm, dz=5mm
 Date of measurement: 2016.08.25
 Measurement duration: 13 minutes 32 seconds

A. Experimental conditions.

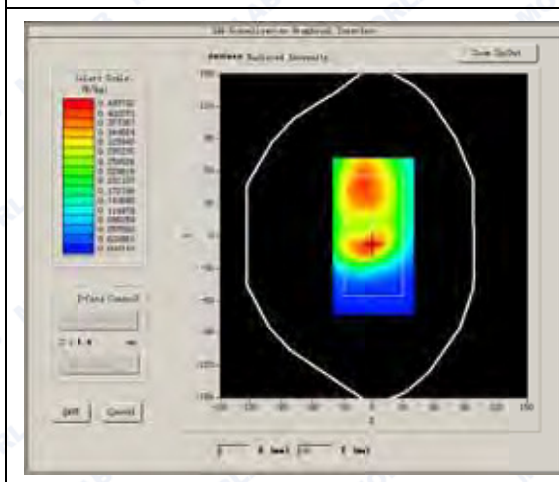
Phantom File	surf_sam_plan.txt
Phantom	Flat
Device Position	Body
Band	802.11b
Channels	Middle
Signal	DSSS

B. SAR Measurement Results

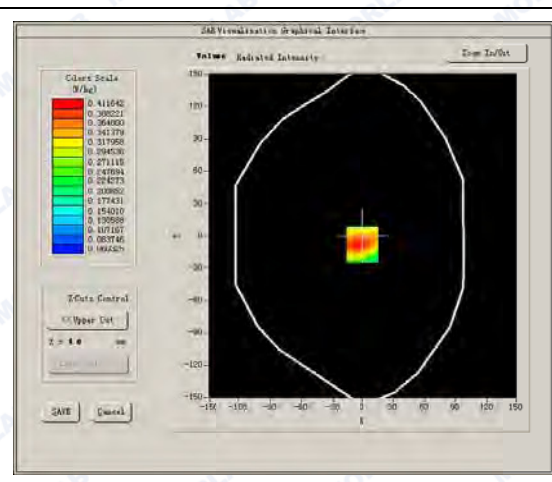
Middle Band SAR (Channel 11)

Frequency (MHz)	2472.000000
Relative permittivity (real part)	39.225412
Conductivity (S/m)	1.810954
Power drift (%)	2.080000
Ambient Temperature:	22.0°C
Liquid Temperature:	21.8°C
ConvF:	4.96
Crest factor:	1:1

SURFACE SAR



VOLUME SAR



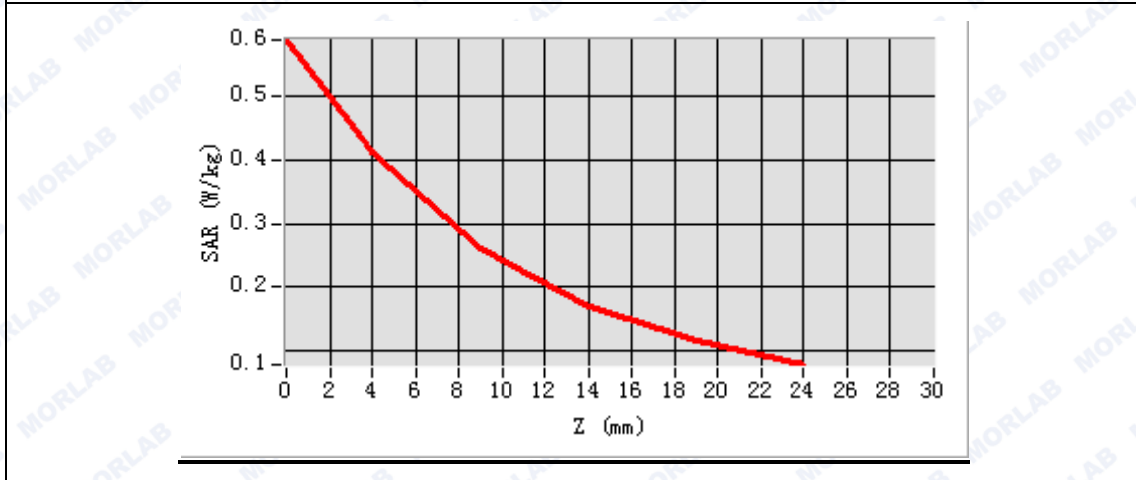


Maximum location: X=-1.00, Y=-8.00


SAR Peak: 0.59 W/kg

SAR 10g (W/Kg)	0.149624
SAR 1g (W/Kg)	0.212412

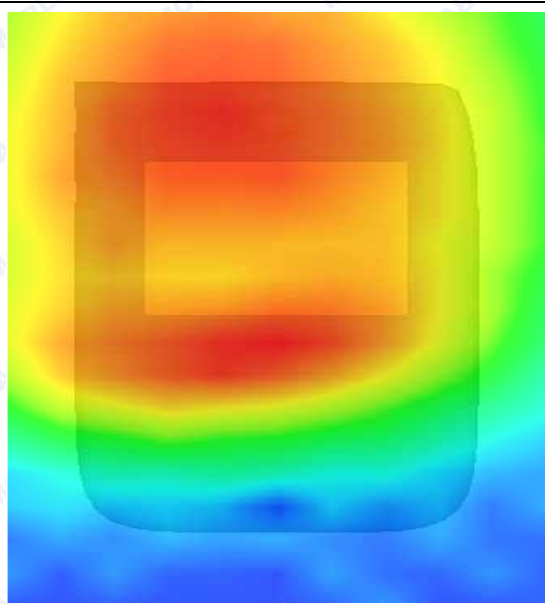
Z axis scan



3D screen shot



Hot spot position



MEASUREMENT 3

Type: Phone measurement (Complete)
 Area scan resolution: dx=8mm,dy=8mm
 Zoom scan resolution: dx=8mm, dy=8mm, dz=5mm
 Date of measurement: 2016.08.25
 Measurement duration: 13 minutes 32 seconds

A. Experimental conditions.

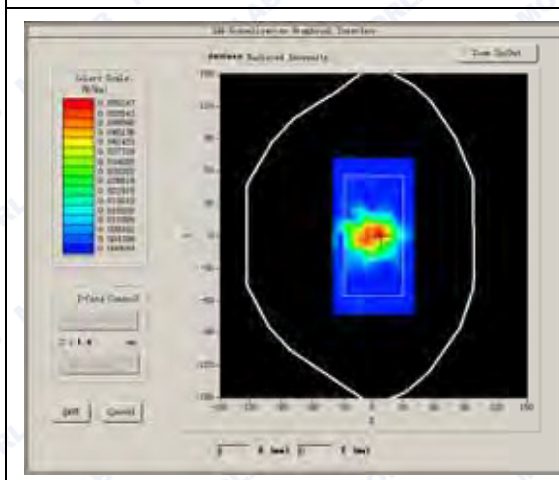
Phantom File	surf_sam_plan.txt
Phantom	Flat
Device Position	Body
Band	802.11n
Channels	High
Signal	OFDM

B. SAR Measurement Results

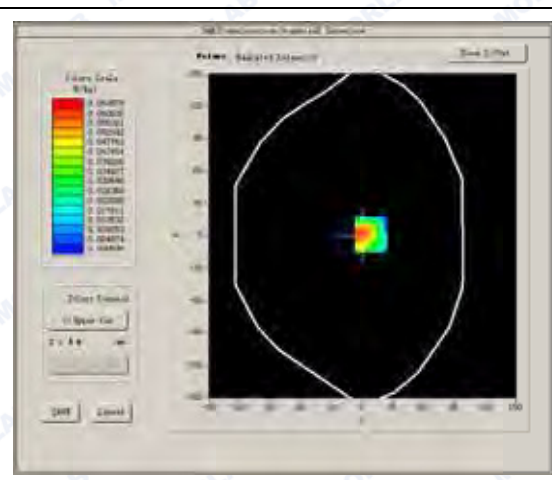
Low Band SAR (Channel 46)

Frequency (MHz)	5230.000000
Relative permittivity (real part)	48.294381
Conductivity (S/m)	5.743260
Power drift (%)	2.080000
Ambient Temperature:	22.0°C
Liquid Temperature:	21.8°C
ConvF:	22.11
Crest factor:	1:1

SURFACE SAR



VOLUME SAR

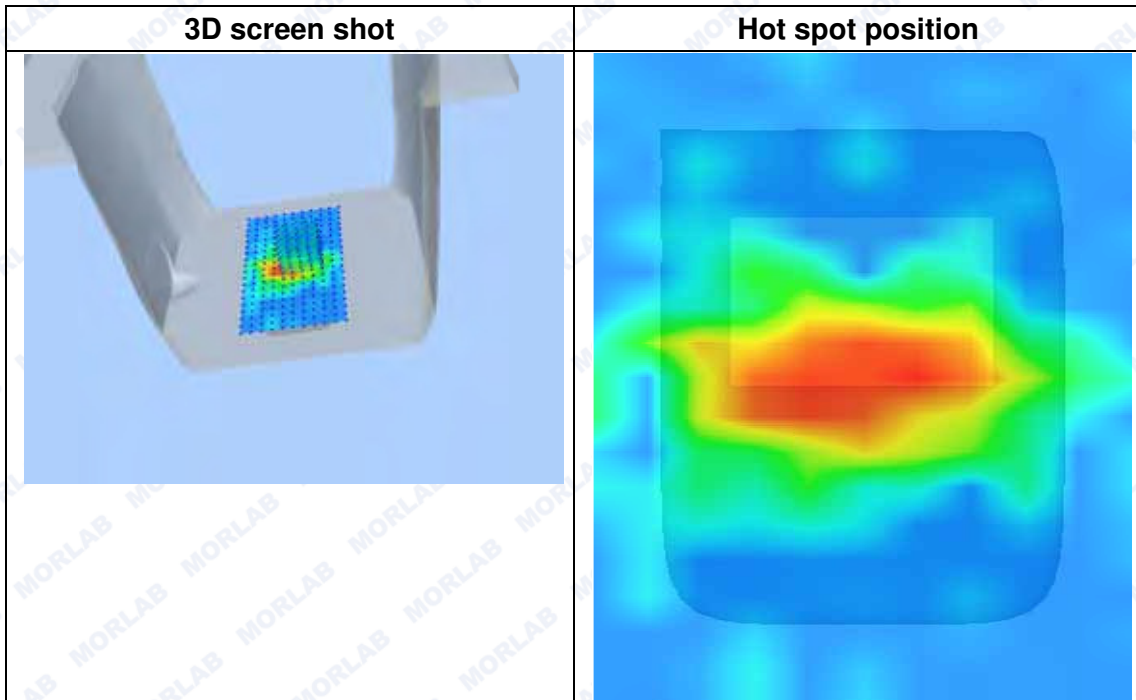
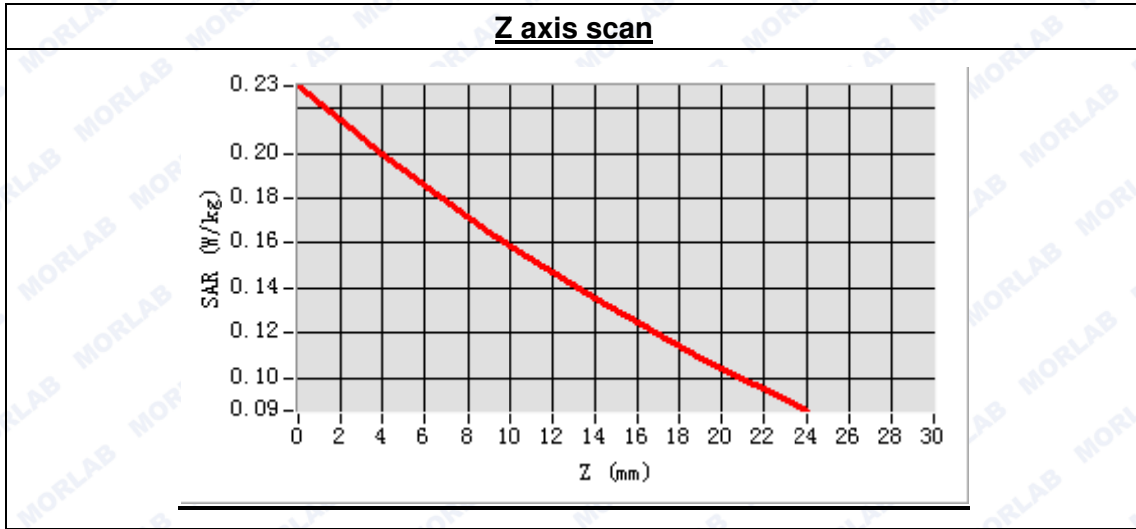




Maximum location: X=9.00, Y=23.00

SAR Peak: 0.41 W/kg

SAR 10g (W/Kg)	0.166195
SAR 1g (W/Kg)	0.378247



**MEASUREMENT 4**

Type: Phone measurement (Complete)

Area scan resolution: dx=8mm,dy=8mm

Zoom scan resolution: dx=8mm, dy=8mm, dz=5mm

Date of measurement: 2016.08.25

Measurement duration: 13 minutes 32 seconds

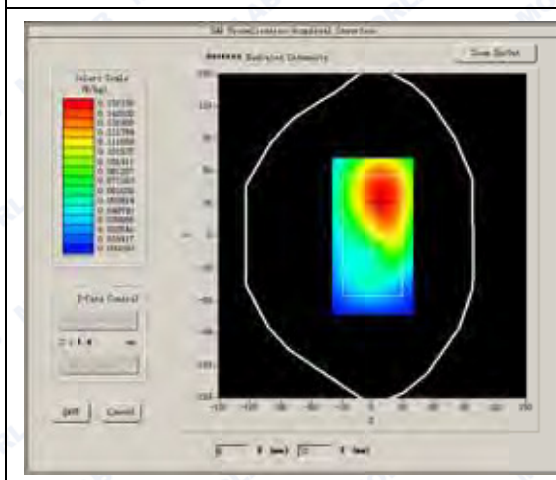
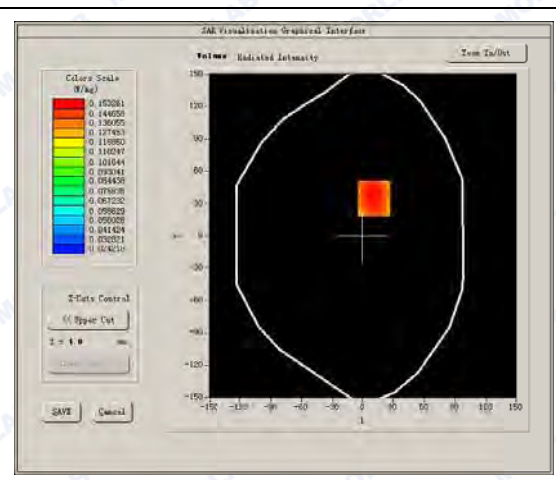
A. Experimental conditions.

Phantom File	surf_sam_plan.txt
Phantom	Flat
Device Position	Body
Band	802.11n
Channels	High
Signal	OFDM

B. SAR Measurement Results

Low Band SAR (Channel 48)

Frequency (MHz)	5230.000000
Relative permittivity (real part)	48.294381
Conductivity (S/m)	5.743260
Power drift (%)	2.080000
Ambient Temperature:	22.0°C
Liquid Temperature:	21.8°C
ConvF:	22.11
Crest factor:	1:1

SURFACE SAR**VOLUME SAR**

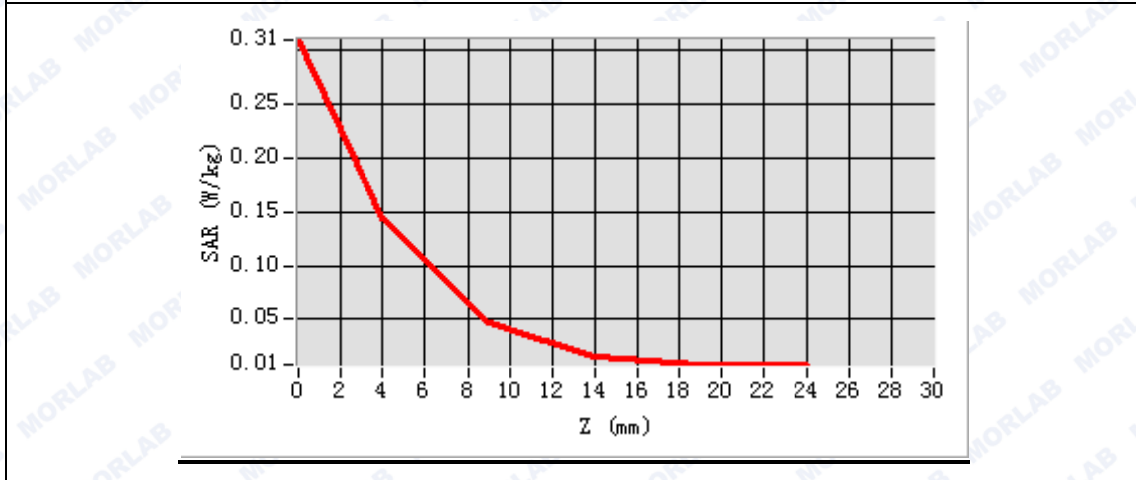


Maximum location: X=11.00, Y=35.00

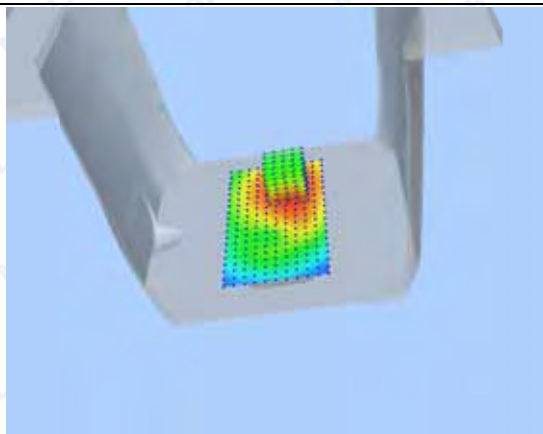
SAR Peak: 0.39 W/kg

SAR 10g (W/Kg)	0.075644
SAR 1g (W/Kg)	0.290677

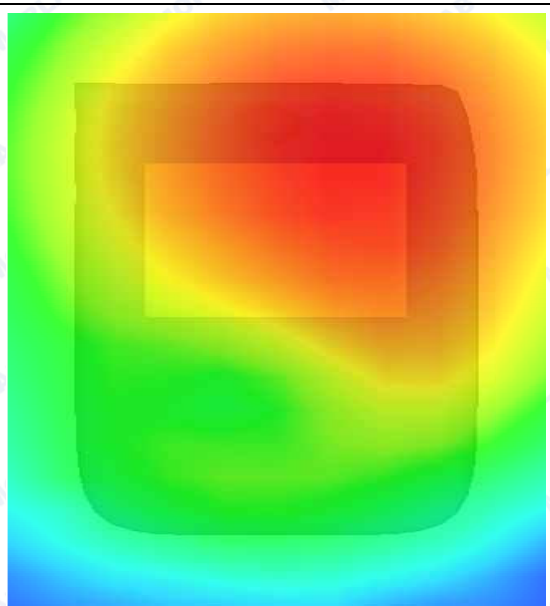
Z axis scan



3D screen shot



Hot spot position





MEASUREMENT 5

Type: Phone measurement (Complete)
Area scan resolution: dx=8mm,dy=8mm
Zoom scan resolution: dx=8mm, dy=8mm, dz=5mm
Date of measurement: 2016.08.25
Measurement duration: 13 minutes 32 seconds

A. Experimental conditions.

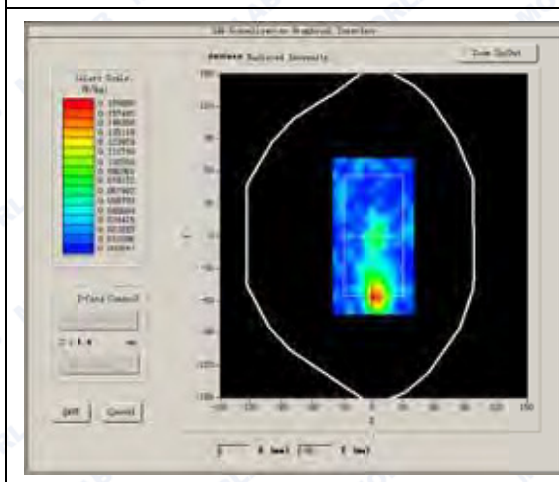
Phantom File	surf_sam_plan.txt
Phantom	Flat
Device Position	Body
Band	802.11n
Channels	Low
Signal	OFDM

B. SAR Measurement Results

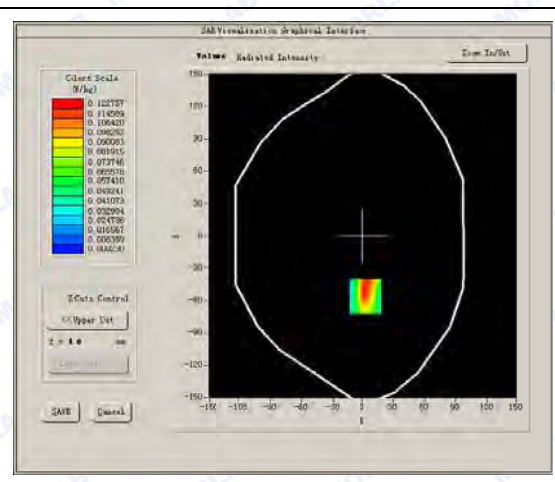
Low Band SAR (Channel 151)

Frequency (MHz)	5775.000000
Relative permittivity (real part)	48.093428
Conductivity (S/m)	5.930716
Power drift (%)	2.080000
Ambient Temperature:	22.0°C
Liquid Temperature:	21.8°C
ConvF:	23.02
Crest factor:	1:1

SURFACE SAR



VOLUME SAR



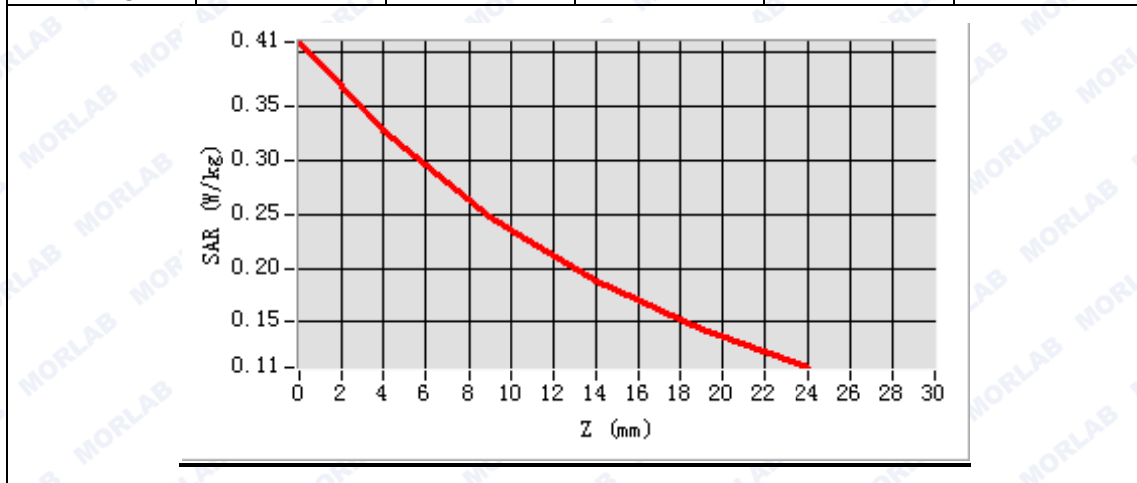



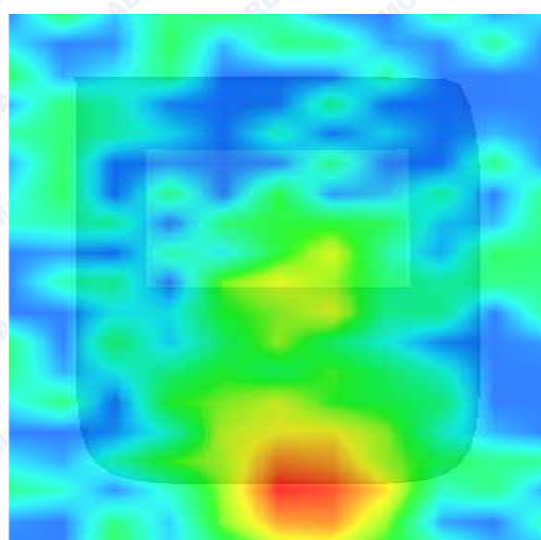
Maximum location: X=2.00, Y=-56.00

SAR Peak: 0.40 W/kg

SAR 10g (W/Kg)	0.103239
SAR 1g (W/Kg)	0.342407

Z (mm)	0.00	4.00	9.00	14.00	19.00
SAR (W/Kg)	0.1512	0.1228	0.0579	0.0175	0.0126



3D screen shot	Hot spot position
	



MEASUREMENT 6

Type: Phone measurement (Complete)
 Area scan resolution: dx=8mm,dy=8mm
 Zoom scan resolution: dx=8mm, dy=8mm, dz=5mm
 Date of measurement: 2016.08.25
 Measurement duration: 13 minutes 32 seconds

A. Experimental conditions.

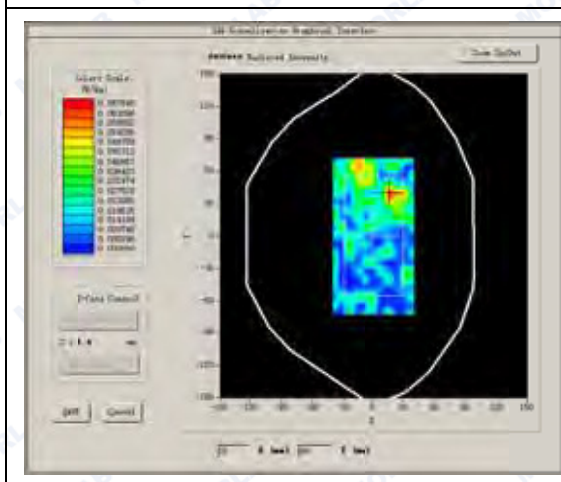
Phantom File	surf_sam_plan.txt
Phantom	Flat
Device Position	Body
Band	802.11n
Channels	Low
Signal	OFDM

B. SAR Measurement Results

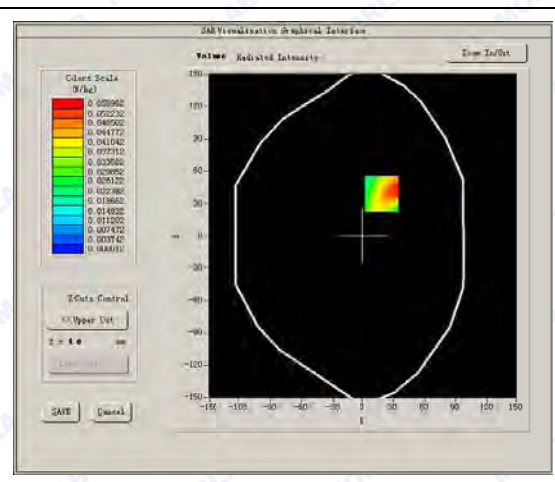
Low Band SAR (Channel 151)

Frequency (MHz)	5775.000000
Relative permittivity (real part)	48.093428
Conductivity (S/m)	5.930716
Power drift (%)	2.080000
Ambient Temperature:	22.0°C
Liquid Temperature:	21.8°C
ConvF:	23.02
Crest factor:	1:1

SURFACE SAR



VOLUME SAR

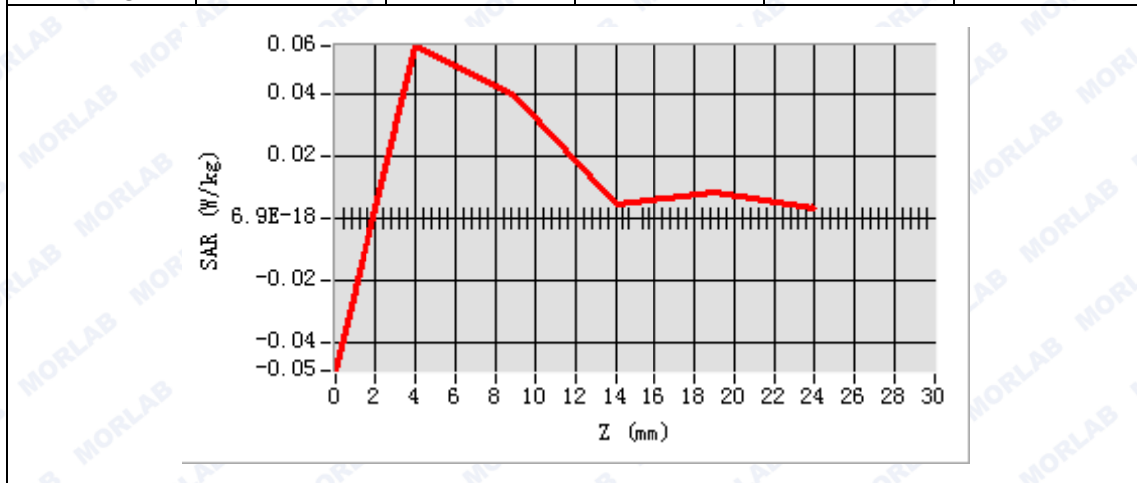




Maximum location: X=19.00, Y=39.070
 SAR Peak: 0.34 W/kg

SAR 10g (W/Kg)	0.143044
SAR 1g (W/Kg)	0.285149

Z (mm)	0.00	4.00	9.00	14.00	19.00
SAR (W/Kg)	-0.0493	0.0553	0.0392	0.0045	0.0079



3D screen shot	Hot spot position