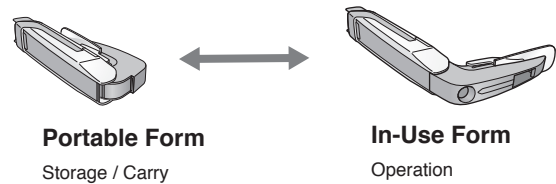


Telepathy Walker™

model: TPC008



PLEASE READ THIS FIRST



Supplied Accessories

- AC-USB charging adapter
- USB cable
- Walker Mounting System
- “PLEASE READ THIS FIRST” (this brochure)

How to power the product on and off

Push the button and hold your finger down until the power turns on (the blue light turns on). To turn off the power, push the button and hold until the product is shutting down.

LED Indicator

Along with the button, LED shows the power status of charging, boot-up, sleep, etc.

USB port (Micro-B)

The product is connected to a PC using the supplied USB cable for communication between the main unit and the PC and charging of the battery. By using the AC-USB charging adapter and USB cable, the user can also connect the main unit to a household power outlet for charging.

Safety Precautions



Warning

Failure to observe the cautionary items set forth below may cause a fire and/or electric shock and possibly result in death, serious injury or other accident.

- Use only the USB cable and AC-USB charging adapter provided with the product.
- Do not use the product while it is raining or in the bathtub, a shower stall or other location where it may be exposed to water or rain, and do not use in very humid locations. Also, do not place containers filled with water or chemicals near the product.
- Do not place the product in very damp or dusty locations, on kitchen countertops, next to humidifiers, etc. or in other locations where the product may be exposed to oily vapors or steam.
- Do not leave the product inside a vehicle with all of its windows closed, in locations exposed to direct sunlight, near the air outlets of an air conditioner or heater, or in a location where the temperature may become abnormally high.
- Under no circumstances should the product be disassembled and/or remodeled.
- Do not remove the eye protector when using the product with the naked eye since the edge of the display unit may injure the eye.
- In the following situations, immediately turn off the product's power, and disconnect the AC-USB charging adapter from the power outlet.
 - Smoke or strange odors are emanating or unusual noises are heard.
 - Water or foreign objects have found their way inside the product.
 - The product has been dropped or its casing has been damaged.
- Do not go to sleep with the product on your head since the mounting system may press your neck and cause suffocation.
- Do not use the product or AC-USB charging adapter while it is covered with a piece of cloth or fabric.
- When cleaning the product, do not use a damp cloth or alcohol, benzene, paint thinner, or other solvents.
- Start at a low volume level when using the product.
- Under no circumstances should the product be worn while driving a vehicle, riding a bicycle, operating heavy or dangerous equipment, practicing sports or engaging in other dangerous activities or work.
- Before using the product, check that there is no medical equipment nearby since medical equipment can be adversely affected by electromagnetic interference, possibly causing malfunction.
- Do not touch the power plug of the AC-USB charging adapter with wet hands.
- Do not connect the power plug of the AC-USB charging adapter if it is covered in dust or other foreign matter.
- Do not put the product into a fire or apply heat to it. Do not place it near candles or other sources of fire.
- If thunder is heard, do not touch the product or the plug of its AC-USB charging adapter.
- Do not charge the product beyond the prescribed duration since this can cause electrolyte leakage, heat generation, rupture or ignition.

Function Button

Users can operate the product using the operation button.

Eye Protector

When using the product with the naked eye, do not remove the eye protector because it protects the eye. Even if the user is wearing eyeglasses, the product can still be used with the eye protector attached.

External Light Sensor

Camera

Touchpad

External Display

Function Button

Display View

Speaker

Touchpad

External Display

Power Button / LED Indicator

Wireless-related cautions and warnings

Notices concerning wireless LAN

- The wireless LAN functions of this product have been certified as being in compliance with the standards established in Japan and with the FCC standards of the United States.
- Do not use the product in the vicinity of electrical products, audio-video products or office automation (OA) equipment or in any other places where magnetic fields or electromagnetic waves are generated.
- Under the effects of magnetism or electrical noise, the product's noise level may increase and/or communication may no longer be possible. (This is particularly the case when a microwave oven is in use.)
- Using the product near a TV, radio or other such product may interfere with reception and/or disturb the image on the TV screen.
- The device (this product) may not be discovered by your access point if there are multiple access points nearby using the same frequency channel.

Precautions for 2.4 GHz band power-saving wireless communications and wireless LAN use

The frequencies which are specified for the product's power-saving wireless communications and wireless LAN functions lie in the 2.4 GHz band.

This frequency band is also used by microwave ovens and other household appliances and by industrial, chemical and medical equipment, as well as by similar kinds of wireless stations, on-site radio stations for identifying mobile devices used at business sites, etc. and requiring permits, specially designated power-saving wireless stations not requiring permits, amateur wireless stations, etc.

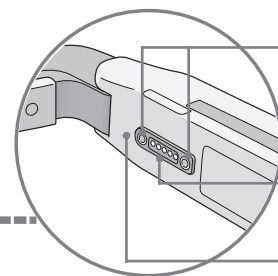
- 1) Before using the product, check that there are no other wireless stations such as the ones mentioned above in the vicinity.
- 2) If radio wave interference occurs between the product and another wireless station, either promptly move to a different location to use the product or stop sending signals from the product.

Under no circumstances should the product be remodeled. Use of remodeled products constitutes an infringement of the Radio Act.

- This product uses the frequencies from 2.402 GHz to 2.480 GHz in the 2.4 GHz band.
- Details concerning certifications and conformity marks specific to the product can be checked by performing the following operation using the product.

At the top screen, use Touchpad and select the steps of: Telepathy Settings ► About device ► Display certificates

- Power-saving wireless communication function: 2.4FH1
 - FH1 uses FH-SS as a modulation system, and the interference range is approximately 10 meters or less.
 - All bands are used, and avoiding the bands of mobile device identification equipment is not possible.
- Wireless LAN function: 2.4DS/OF4
 - The DS-SS and OFDM systems are used as modulation systems, and the interference range is approximately 40 meters or less.
 - All bands are used, and it is possible to avoid the bands of mobile device identification equipment.
- This product has been certified by the FCC as specially designated radio equipment under the Radio Act and as proof of this, the FCC mark and FCC ID can be verified on the product. For information regarding this certification, check the electronic certification details for the product.



Two screw holes

For Walker Mounting System, can be used with Walker Flexible Mounting Attachment as well as Walker Halo enclosed in the package.

USB connection (reserved)

Five contacts can be used for USB connection as battery charge and data communication.

Microphone



Caution

Failure to observe the cautionary items set forth below may cause accidents, injuries and/or damage to property in the vicinity.

- Do not wave or swing the product around.
- After use, turn off the product's power to ensure safety.
- Do not touch the hot parts of the AC-USB charging adapter for prolonged periods of time.
- Do not use the product in direct contact with the skin for prolonged periods of time.
- Make sure you are wearing the product correctly.
- Do not use the product for any purpose other than viewing or recording images.
- If any trouble or malfunction has occurred in the product, stop using it immediately.
- If you detect any skin irritation or abnormalities after wearing the product, stop using it immediately.
- Prolonged use of the product may result in deterioration of your vision and/or other problems so take periodic breaks from use at moderate intervals.
- If you feel fatigued, unwell or otherwise uncomfortable, stop using the product immediately.
- While using the product, check that there are no easily breakable objects in the vicinity and otherwise ensure the safety of the area around you.
- This product should not be used by persons with a history of photosensitivity, who are in poor health, or who have other physical conditions.
- Do not allow children who are still growing to use the product since it may adversely affect their health.
- When disposing of the product, follow the ordinances and rules established by the local governmental authority.

FCC Compliance Notice

This device complies with part 15 of the FCC Rules. Operation is subject to the following two conditions: (1) This device may not cause harmful interference, and (2) this device must accept any interference received, including interference that may cause undesired operation.

FCC CAUTION

Changes or modifications not expressly approved by the party responsible for compliance could void the user's authority to operate the equipment.

FCC RF Exposure:

For body worn operation, this device has been tested and meets FCC RF exposure guidelines when used with an accessory that contains no metal and that positions the device a minimum of 0mm from the body. Use of other accessories may not ensure compliance with FCC RF exposure guidelines.

Note: This equipment has been tested and found to comply with the limits for a Class B digital device, pursuant to part 15 of the FCC Rules. These limits are designed to provide reasonable protection against harmful interference in a residential installation. This equipment generates, uses and can radiate radio frequency energy and, if not installed and used in accordance with the instructions, may cause harmful interference to radio communications. However, there is no guarantee that interference will not occur in a particular installation. If this equipment does cause harmful interference to radio or television reception, which can be determined by turning the equipment off and on, the user is encouraged to try to correct the interference by one or more of the following measures:

- Reorient or relocate the receiving antenna.
- Increase the separation between the equipment and receiver.
- Connect the equipment into an outlet on a circuit different from that to which the receiver is connected.
- Consult the dealer or an experienced radio/TV technician for help.

Canada, Industry Canada (IC)

This Class B digital apparatus complies with Canadian ICES-003 and RSS-247.

This device complies with Industry Canada licence-exempt RSS standard(s).

Operation is subject to the following two conditions:

- (1) This device may not cause interference, and
- (2) This device must accept any interference, including interference that may cause undesired operation of the device.

IC RF Radiation Exposure Statement:

For body worn operation, this device has been tested and meets RF exposure guidelines when used with an accessory that contains no metal and that positions the device a minimum of 0mm from the body. Use of other accessories may not ensure compliance with RF exposure guidelines.

Cet appareil numérique de classe B est conforme à la norme NMB-003 et RSS-247

Le présent appareil est conforme aux CNR d'Industrie Canada applicables aux appareils radio exempts de licence. L'exploitation est autorisée aux deux conditions suivantes:

- (1) l'appareil ne doit pas produire de brouillage, et
- (2) l'utilisateur de l'appareil doit accepter tout brouillage radioélectrique subi, même si le brouillage est susceptible d'en compromettre le fonctionnement.

Déclaration de l'exposition aux radiations RF:

Pour le fonctionnement du corps, cet appareil ce a été testé et répond aux directives d'exposition RF lorsqu'il est utilisé avec un accessoire qui ne contient pas de métal et qui place le combiné d'un minimum de 0mm du corps. Utilisation d'autres accessoires peut ne pas assurer le respect des directives d'exposition RF.

For any inquires regarding failures or malfunctions of the product or repair requests, please contact our Customer Support by email.

Telepathy Japan Inc. Customer Support

Email: cs-jb@telepathywear.com

Detailed information concerning this product can be found on our home page. For information on specifications, etc. please visit our web site.

<http://www.users-telepathy.com>

Trademark Notice

- The names of companies and products or services found in this brochure are trademarks or registered trademarks of their respective companies.

Telepathy Walker Mounting System



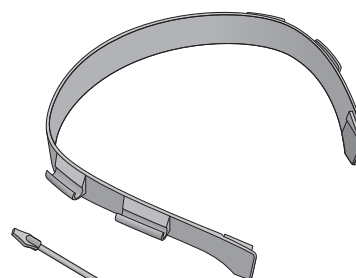
PLEASE READ THIS FIRST

TPP102

Supplied Accessories

- "PLEASE READ THIS FIRST" (this brochure)
- Walker Halo
- Walker Flexible Mounting Attachment
- A Tiny Screw & Screw Driver

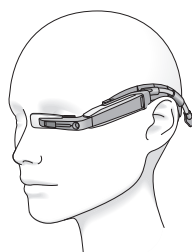
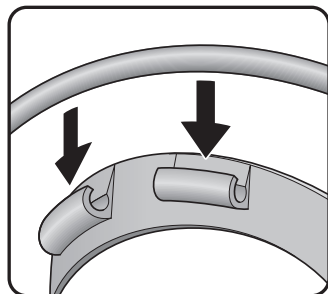
- Wear Walker Halo above your ear and behind your head as shown. Walker Halo has hooks on the left and right, and either can be used depending on how the product is being used.



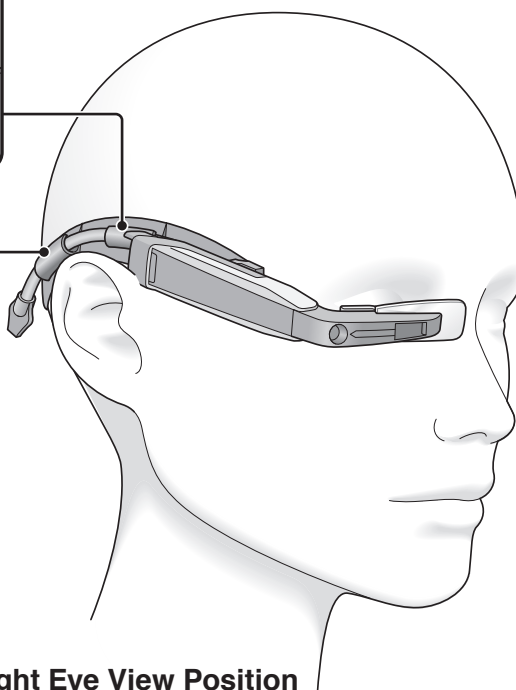
Walker Halo

Walker Flexible Mounting Attachment

Tiny Screw

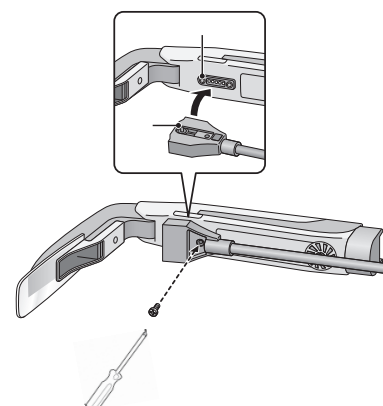


Left Eye View Position



Right Eye View Position

MUST: To hold the device securely, tighten down the screw properly as shown below.



Safety Precautions



Warning

Failure to observe the cautionary items set forth below may cause a fire and/or electric shock and possibly result in death, serious injury or other accident.

- Make sure you are wearing the product correctly.
- Keep the product out of reach of infants.
- Do not attach and use with products other than the Telepathy Walker.
- Do not leave the product inside a vehicle with all of its windows closed, in locations exposed to direct sunlight, near the air outlets of an air conditioner or heater, or in a location where the temperature may become abnormally high.
- Do not put the product into a fire or apply heat to it. Do not place it near candles or other sources of fire.
- If any trouble or malfunction has occurred in the product, stop using it immediately.
- Under no circumstances should the product be disassembled and/or remodeled.
- Do not go to sleep with the product around your neck since it may wind itself around your neck and cause suffocation.
- Under no circumstances should the product be worn while driving a vehicle, riding a bicycle, cooking, operating heavy or dangerous equipment, practicing sports or engaging in other dangerous activities or work.



Caution

Failure to observe the cautionary items set forth below may cause accidents, injuries and/or damage to property in the vicinity.

- When using the product, check the way it is worn regularly.
- Do not wave or swing the product around.
- Do not use the product for any purpose other than viewing or recording images with the Telepathy Walker.
- If the attachment size is not suitable, there is the risk of the Telepathy Walker or the attachment falling off, or causing discomfort such as headaches, so stop using it immediately.
- Take periodic breaks from using the product at moderate intervals.
- If you feel fatigued, unwell or otherwise uncomfortable, stop using the product immediately.
- If you detect any skin irritation or abnormalities after wearing the product, stop using it immediately.
- This product should not be used by persons who are in poor health, or who have other physical conditions.
- Do not allow children who are still growing to use the product since it may adversely affect their health.
- When disposing of the product, follow the ordinances and rules established by the local governmental authority.

Be sure to also read through the Telepathy Jumper instruction manual "PLEASE READ THIS FIRST."

For any inquiries regarding failures or malfunctions of the product or repair requests, please contact our Customer Support by email.

Telepathy Japan Inc. Customer Support

Email: cs-jb@telepathywear.com

Detailed information concerning this product can be found on our home page. For information on specifications, etc. please visit our home page.

<http://www.telepathywalker.com>

Trademark Notice

- The names of companies and products or services found in this brochure are trademarks or registered trademarks of their respective companies.