

规格130x85MM 105克铜版纸 骑马钉




JUST ENJOY

**Mifa** MIFA INNOVATIONS LLC  
www.mifa.net Designed in US Made in China

Copyright © MIFA. All rights reserved.  
MIFA, the MIFA logo and other MIFA marks are all owned and registered by MIFA INNOVATIONS LLC. All other trademarks are the property of their respective owners. The information contained here is subject to change without prior notice.

Mifa



**A3**  
Bluetooth Speaker

USER MANUAL ▶

### FCC WARNING

This device complies with part 15 of the FCC Rules. Operation is subject to the following two conditions: (1) this device may not cause harmful interference, and (2) this device must accept any interference received, including interference that may cause undesired operation.

Any changes or modifications not expressly approved by the party responsible for compliance could void the user's authority to operate the equipment.

NOTE: This equipment has been tested and found to comply with the limits for a Class B digital device, pursuant to Part 15 of the FCC Rules. These limits are designed to provide reasonable protection against harmful interference in a residential installation. This equipment generates, uses and can radiate radio frequency energy and, if not installed and used in accordance with the instructions, may cause harmful interference to radio communications. However, there is no guarantee that interference will not occur in a particular installation.

If this equipment does cause harmful interference to radio or television reception, which can be determined by turning the equipment off and on, the user is encouraged to try to correct the interference by one or more of the following measures:

- Reorient or relocate the receiving antenna.
- Increase the separation between the equipment and receiver.
- Connect the equipment into an outlet on a circuit different from that to which the receiver is connected.
- Consult the dealer or an experienced radio/TV technician for help.

FCC ID: 2AFTA-A3

### 01 Warnings

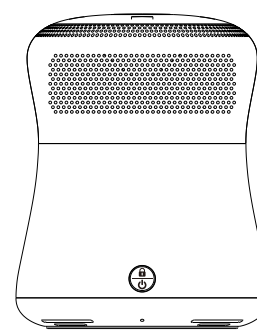
English



- ◆ To ensure proper use and trouble-free operation, please carefully read this user manual first. For the first use, a full charge is recommended.
- ◆ Please use and store the product at room temperature.
- ◆ Do not throw and drop the product to avoid damages.
- ◆ Do not expose the product to fire, high temperature, direct sunlight, etc.
- ◆ Do not use organic solvents or other chemicals to clean the product.
- ◆ Do not allow small particles to get into the product.
- ◆ Please charge the product with a rated power adapter.
- ◆ Please keep volumes of the speaker moderate to avoid temporary or permanent hearing impairment.
- ◆ Do not disassemble the product, or make any modifications to the structure or any parts of it.
- ◆ Keep the product out of children's reach.

### 02 Packing Contents

English



1 × A3 Bluetooth Speaker



1 × Micro USB Cable



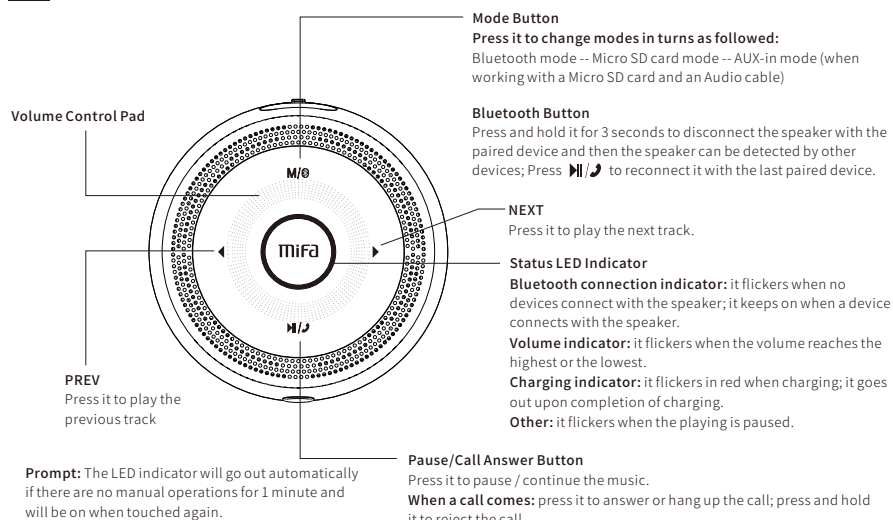
1 × 3.5 mm Audio Cable



1 × User Manual

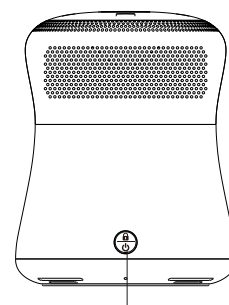
### 03 Touch Buttons

English

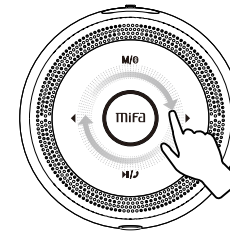


### 04 Power Button + Volume Control

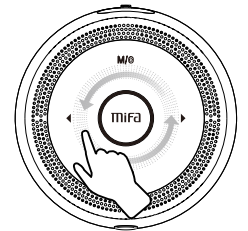
English



**Power Button**  
Press and hold it to turn on / off the speaker  
Press it to lock / unlock the touch buttons



Slide your fingertip on this area clockwise to turn up the volume

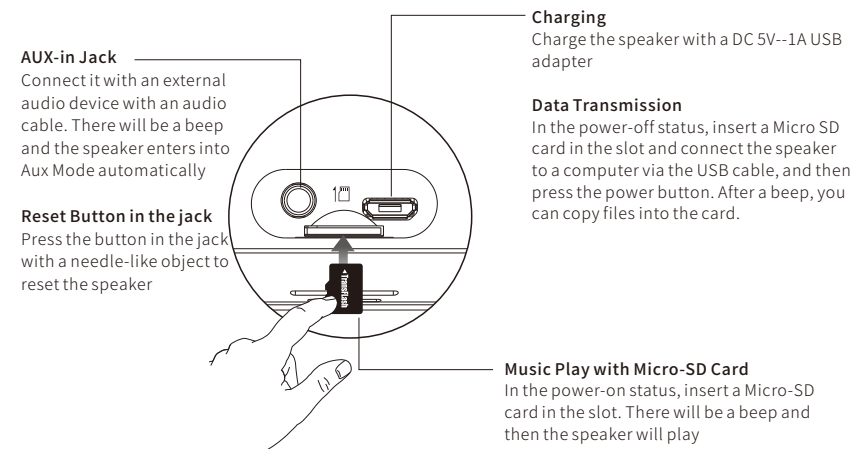


Slide your fingertip on this area anticlockwise to turn up the volume

**Prompt:** please smoothly and continuously slide your fingertip when adjusting the volume and do not stop your fingertip on other buttons.

### 05 Interfaces Function

English



### 06 Bluetooth Connection

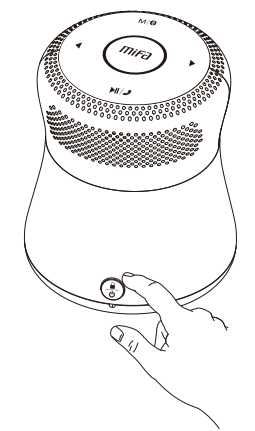
English

**1. Power on the speaker**  
Press and hold the power button for 2 seconds to turn on the speaker. It will issue a sound of *Ding* indicating that the speaker can be detected and the status LED flickers indicating that it's waiting for connection.

**2. Connect with a Bluetooth device**  
Activate the Bluetooth of your mobile device and search for Mifa\_A3. Select it for connection. Upon the completion of connection, it will beep and the status LED will keep on. Then it's ready for playing music.

It will automatically reconnect to the last paired Bluetooth device next time if the Bluetooth keeps activated.

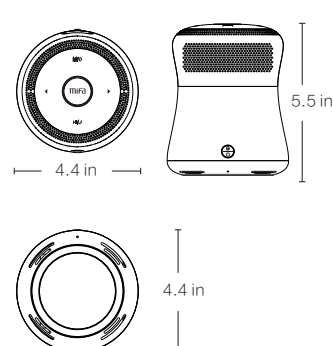
**Connect with another device**  
Press and hold the button **M/⊕** for 2 seconds to disconnect the current device. It then can be detected by other devices.



### 07 Specifications

English

Basic Parameters	
Speaker Type	Bluetooth Speaker
Control Mode	Button
Supported Storage	Up to 32 GB Micro SD card (FAT32)
Power Source	Built-in 1800 mAh Lithium battery DC5V--1A USB Adapter
Technical Parameters	
Loudspeaker	2.5 inches + Low frequency amplifier
Output Power	10W
Frequency Response	150Hz~18KHz
Bluetooth Standard	4.2
USB Standard	USB 2.0 (compatible with USB 1.1)
Playing Parameters	
Supported Media Type	APE,FLAC,WAV,WMA,MP3



**Size:** 4.4 × 4.4 × 5.5 in / 112 × 112 × 140 mm  
**Weight:** 15.6 oz / 443 g (including the built-in Lithium battery)

### 08 Troubles Shooting

English

FAQ	Solutions
Not able to connect to your device	1. Restart the speaker and try again 2. If your device requires a Pin Code, please enter 0000
Keeps cutting out when playing	Please ensure the speaker is within the operating range and there are no obstacles between the speaker and the device
Not able to play the music in Micro SD card	1. Please ensure the format of the Micro SD card is FAT32. It only supports FAT32 Micro SD card 2. Please ensure the formats of the music files are APE,FLAC,WAV,WMA or Mp3
No sound when playing	1. Please adjust the volume of the speaker 2. Please adjust the volume of your device 3. Please check if the speaker is paused
No sound in AUX-in mode	Please ensure the audio cable is connected well
Not able to turn on	Please try to charge the speaker for about 3 hours
No respond to any operation	Please try to reset the speaker by pressing the reset button in the AUX-in jack

**Mifa** MIFA INNOVATIONS LLC  
www.mifa.net Designed in US Made in China

Copyright © MIFA. All rights reserved.  
MIFA, the MIFA logo and other MIFA marks are all owned and registered by MIFA INNOVATIONS LLC. All other trademarks are the property of their respective owners. The information contained here is subject to change without prior notice.