




RF EXPOSURE EVALUATION REPORT

APPLICANT : Shenzhen RAKwireless Technology Co.,Ltd.

PRODUCT NAME : Multiple External Temperature Sensor

MODEL NAME : SL103-HF-A1

BRAND NAME : Rejeee, 

FCC ID : 2AF6B-SL103

STANDARD(S) : 47 CFR Part 2(2.1091)

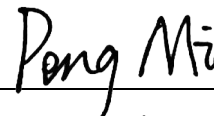
RECEIPT DATE : 2023-11-15

TEST DATE : 2023-11-29 to 2024-02-21

ISSUE DATE : 2024-04-18




Edited by:



Peng Mi (Rapporteur)

Approved by:



Shen Junsheng (Supervisor)

NOTE: This document is issued by Shenzhen Morlab Communications Technology Co., Ltd., the test report shall not be reproduced except in full without prior written permission of the company. The test results apply only to the particular sample(s) tested and to the specific tests carried out which is available on request for validation and information confirmed at our website.





DIRECTORY

- 1. Technical Information..... 3
- 1.1 Applicant and Manufacturer Information..... 3
- 1.2 Equipment under Test (EUT) Description..... 3
- 1.3 Applied Reference Documents 4
- 2. Device Category and RF Exposure Limit 5
- 3. Maximum Average Power Summary 6
- 4. RF Exposure Assessment..... 7
- Annex A Testing Laboratory Information 8

Change History		
Version	Date	Reason for Change
1.0	2024-04-18	First edition



1. Technical Information

Note: Provide by applicant.

1.1 Applicant and Manufacturer Information

Applicant:	Shenzhen RAKwireless Technology Co.,Ltd.
Applicant Address:	Room 506, Building B, New Compark, Pingshan First Road, Taoyuan Street, Nanshan District, Shenzhen, Guangdong, China
Manufacturer:	Shenzhen RAKwireless Technology Co.,Ltd.
Manufacturer Address:	Room 506, Building B, New Compark, Pingshan First Road, Taoyuan Street, Nanshan District, Shenzhen, Guangdong, China

1.2 Equipment under Test (EUT) Description

Product Name:	Multiple External Temperature Sensor
Sample No.:	3#
Hardware Version:	1.1
Software Version:	1007
Operating Frequency:	FHSS: 902.3MHz - 914.9MHz
	DTS: 903.0MHz - 914.2MHz
Modulation Type:	LoRa
Equipment Type:	DTS, FHSS
Antenna Type:	Copper spring Antenna
Antenna Gain:	3dBi



1.3 Applied Reference Documents

Leading reference documents for testing:

Identity	Document Title	Method Determination /Remark
47 CFR Part 2(2.1091)	Radio Frequency Radiation Exposure Assessment: mobile devices	No deviation
KDB 447498 D01v06	General RF Exposure Guidance	No deviation

Note 1: Additions to, deviation, or exclusions from the method shall be judged in the "method determination" column of add, deviate or exclude from the specific method shall be explained in the "Remark" of the above table.

Note 2: When the test result is a critical value, we will use the measurement uncertainty give the judgment result based on the 95% confidence intervals.



2. Device Category and RF Exposure Limit

Based on 47 CFR 2.1091, this device belongs to mobile device category with General Population/Uncontrolled exposure.

Mobile Devices:

47 CFR 2.1091(b)

For purposes of this section, a mobile device is defined as a transmitting device designed to be used in other than fixed locations and to generally be used in such a way that a separation distance of at least 20 centimeters is normally maintained between the transmitter's radiating structure(s) and the body of the user or nearby persons. In this context, the term "fixed location" means that the device is physically secured at one location and is not able to be easily moved to another location. Transmitting devices designed to be used by consumers or workers that can be easily re-located, such as wireless devices associated with a personal computer, are considered to be mobile devices if they meet the 20 centimeter separation requirement.

General Population/Uncontrolled Exposure:

The general population/uncontrolled exposure limits are applicable to situations in which the general public may be exposed or in which persons who are exposed as a consequence of their employment may not be made fully aware of the potential for exposure or cannot exercise control over their exposure. Members of the general public would come under this category when exposure is not employment-related; for example, in the case of a wireless transmitter that exposes persons in its vicinity. Warning labels placed on low-power consumer devices such as cellular telephones are not considered sufficient to allow the device to be considered under the occupational/controlled category, and the general population/uncontrolled exposure limits apply to these devices.

Table 1—Limits for Maximum Permissible Exposure (MPE)

Frequency range (MHz)	Electric field strength (V/m)	Magnetic field strength (A/m)	Power density (mW/cm ²)	Averaging time (minutes)
(B) Limits for General Population/Uncontrolled Exposure				
0.3-1.34	614	1.63	*(100)	30
1.34-30	824/f	2.19/f	*(180/f ²)	30
30-300	27.5	0.073	0.2	30
300-1500	-	-	f/1500	30
1500-100,000	-	-	1.0	30

f = frequency in MHz* = Plane-wave equivalent power density



3. Maximum Average Power Summary

Channel	Frequency (MHz)	Max. Average Power (dBm)	Tune-up Limit (dBm)
4	907.8	19.69	20.50

Note 1: According to KDB 447498, MPE assessment is based on source-based time-averaged maximum conducted output power of the RF channel requiring assessment, adjusted for tune-up tolerance, and the minimum test separation distance required for the exposure conditions.

Note 2: The maximum output power refers to report (Report No.: SZ23110148W01/W02).



4. RF Exposure Assessment

➤ Standalone Transmission Assessment:

Frequency (MHz)	Tune-up Power(dBm)	Antenna Gain(dBi)	E.I.R.P. (mW)	Power Density (mW/cm ²)	Limit for MPE (mW/cm ²)
907.8	20.5	3	223.87	0.045	0.605

Note:

1. According to KDB 447498, MPE assessment is based on source-based time-averaged maximum conducted output power of the RF channel requiring assessment, adjusted for tune-up tolerance, and the minimum test separation distance required for the exposure conditions.
2. MPE calculate method

$$S = PG/4\pi R^2$$

Where: S= Power density (in appropriate units, e.g. mW/cm²)

P = Time-average maximum tune-up power (in appropriate units, e.g. dBm)

G = numeric gain of the antenna (in appropriate units, e.g. dBi)

R = Separation distance to the centre of radiation of the antenna (20cm)

➤ Simultaneous Transmission Assessment:

This device only incorporates one transmitter, therefore simultaneous assessment is not required.

➤ Conclusion:

According to 47 CFR §2.1091, this device complies with human exposure basic restrictions.



Annex A Testing Laboratory Information

1. Identification of the Responsible Testing Laboratory

Laboratory Name:	Shenzhen Morlab Communications Technology Co., Ltd.
Laboratory Address:	FL.1-3, Building A, FeiYang Science Park, No.8 LongChang Road, Block 67, BaoAn District, ShenZhen, GuangDong Province, P. R. China
Telephone:	+86 755 36698555
Facsimile:	+86 755 36698525

2. Identification of the Responsible Testing Location

Name:	Shenzhen Morlab Communications Technology Co., Ltd.
Address:	FL.1-3, Building A, FeiYang Science Park, No.8 LongChang Road, Block 67, BaoAn District, ShenZhen, GuangDong Province, P. R. China

3. Facilities and Accreditations

All measurement facilities used to collect the measurement data are located at FL.3, Building A, FeiYang Science Park, Block 67, BaoAn District, Shenzhen, 518101 P. R. China. The test site is constructed in conformance with the requirements of ANSI C63.10-2013 and CISPR Publication 22; the FCC designation number is CN1192, the test firm registration number is 226174.

_____ END OF REPORT _____