




Prüfbericht-Nr.: <i>Test report no.:</i>	CN2155OB 001	Auftrags-Nr.: <i>Order no.:</i>	168339882	Seite 1 von 26 <i>Page 1 of 26</i>	
Kunden-Referenz-Nr.: <i>Client reference no.:</i>	N/A	Auftragsdatum: <i>Order date:</i>	2021-10-20		
Auftraggeber: <i>Client:</i>	Shenzhen RAKwireless Technology Co.,Ltd. Room 506, Bldg B, New Compark, Pingshan First Road, Taoyuan Street, Xili town Nanshan District, Shenzhen, Guangdong, P.R. China				
Prüfgegenstand: <i>Test item:</i>	WisGate Edge Pro				
Bezeichnung / Typ-Nr.: <i>Identification / Type no.:</i>	RAK7289 (Trademark: RAK,  PRO)				
Auftrags-Inhalt: <i>Order content:</i>	Type Test				
Prüfgrundlage: <i>Test specification:</i>	CFR47 FCC Part 15: Subpart B Section 15.107 CFR47 FCC Part 15: Subpart B Section 15.109 ICES-003 Issue 7 October 2020				
Wareneingangsdatum: <i>Date of sample receipt:</i>	2021-10-25				
Prüfmuster-Nr.: <i>Test sample no.:</i>	A003147238				
Prüfzeitraum: <i>Testing period:</i>	2021-11-04 – 2021-11-08				
Ort der Prüfung: <i>Place of testing:</i>	TÜV Rheinland (Shenzhen) Co., Ltd.				
Prüflaboratorium: <i>Testing laboratory:</i>	TÜV Rheinland (Shenzhen) Co., Ltd.				
Prüfergebnis*: <i>Test result*:</i>	Pass				
geprüft von: <i>tested by:</i>			genehmigt von: <i>authorized by:</i>		
Datum: <i>Date:</i> 2021-12-30	Signed by: Alex Lan		Ausstellungsdatum: <i>Issue date:</i> 2021-12-30	Signed by: Winnie Hou	
Stellung / Position	Senior Project Engineer		Stellung / Position	Department Manager	
Sonstiges / Other:	FCC ID: 2AF6B-RAK7289				
Zustand des Prüfgegenstandes bei Anlieferung: <i>Condition of the test item at delivery:</i>	Prüfmuster vollständig und unbeschädigt <i>Test item complete and undamaged</i>				
* Legende:	1 = sehr gut P(ass) = entspricht o.g. Prüfgrundlage(n)	2 = gut F(ail) = entspricht nicht o.g. Prüfgrundlage(n)	3 = befriedigend N/A = nicht anwendbar	4 = ausreichend N/T = nicht	5 = mangelhaft 5 = poor
* Legend:	1 = very good P(ass) = passed a.m. test specification(s)	2 = good F(ail) = failed a.m. test specification(s)	3 = satisfactory N/A = not applicable	4 = sufficient N/T = not tested	5 = poor N/T = not tested
Dieser Prüfbericht bezieht sich nur auf das o.g. Prüfmuster und darf ohne Genehmigung der Prüfstelle nicht auszugsweise vervielfältigt werden. Dieser Bericht berechtigt nicht zur Verwendung eines Prüfzeichens. <i>This test report only relates to the a. m. test sample. Without permission of the test center this test report is not permitted to be duplicated in extracts. This test report does not entitle to carry any test mark.</i>					

V05

Prüfbericht - Nr.: CN2155OB 001
Test report no.

Seite 2 von 26
Page 2 of 26

Test Summary

5.1 Conducted emissions

RESULT: Pass

5.2 Radiated emissions

RESULT: Pass

Contents

1	GENERAL REMARKS	4
1.1	COMPLEMENTARY MATERIALS.....	4
2	TEST SITES.....	4
2.1	TEST FACILITIES	4
2.2	LIST OF TEST AND MEASUREMENT INSTRUMENTS	5
2.3	TRACEABILITY	6
2.4	CALIBRATION.....	6
2.5	MEASUREMENT UNCERTAINTY	6
2.6	LOCATION OF ORIGINAL DATA.....	6
2.7	STATUS OF FACILITY USED FOR TESTING	6
3	GENERAL PRODUCT INFORMATION	7
3.1	PRODUCT FUNCTION AND INTENDED USE	7
3.2	RATINGS AND SYSTEM DETAILS.....	7
3.3	INDEPENDENT OPERATION MODES.....	8
3.4	NOISE GENERATING AND NOISE SUPPRESSING PARTS	8
3.5	SUBMITTED DOCUMENTS.....	8
4	TEST SET-UP AND OPERATION MODES.....	9
4.1	PRINCIPLE OF CONFIGURATION SELECTION	9
4.2	TEST OPERATION AND TEST SOFTWARE	9
4.3	SPECIAL ACCESSORIES AND AUXILIARY EQUIPMENT	9
4.4	COUNTERMEASURES TO ACHIEVE EMC COMPLIANCE	9
4.5	TEST SETUP DIAGRAM	10
5	TEST RESULTS	12
5.1	CONDUCTED EMISSIONS	12
5.2	RADIATED EMISSION	15
6	PHOTOGRAPHS OF THE TEST SET-UP	24
7	LIST OF TABLES.....	26
8	LIST OF PHOTOGRAPHS.....	26

1 General Remarks

1.1 Complementary Materials

All attachments are integral parts of this test report. This applies especially to the following appendix:
None.

2 Test Sites

2.1 Test Facilities

TÜV Rheinland (Shenzhen) Co., Ltd.

No. 362 Huanguan Road Middle, Longhua District, Shenzhen 518110, People's Republic of China

FCC Registration No.: 694916

IC Registration No.: 25069, CAB identifier: CN0078

2.2 List of Test and Measurement Instruments

Table 1: List of Test and Measurement Equipment

Radiated Emission Testing				
Equipment	Manufacturer	Model No.	Serial No.	Cal. Until
3m SAC	ETS-Lindgren	SAC3	CT001632-Q1362	2024-04-26
EMI Test Receiver	R&S	ESR7	102111	2021-12-16
Horn Antenna	R&S	HF907	102706	2022-08-07
Preamplifier (1-18GHz)	FIT	SCU-18F	180077	2022-08-13
Trilog-Broadband antenna	SCHWARZBECK	VULB9168	0945	2022-12-12
EMC32 test software	R&S	EMC32(Ver.10.50.00)	N/A	N/A
Conducted Emissions testing				
Equipment	Manufacturer	Model No.	Serial No.	Cal. Until
EMI Test Receiver	R&S	ESR3	102680	2022-04-25
Artificial Mains Network	R&S	ENV216	101445	2022-04-25
EMC32 test software	R&S	EMC32(Ver.10.50.00)	N/A	N/A

2.3 Traceability

All measurement equipment calibrations are traceable to NIM (National Institute of Metrology) or where calibration is performed in other countries, to equivalent nationally recognized standards organizations.

2.4 Calibration

Equipment requiring calibration is calibrated periodically by the manufacturer or according to manufacturer's specifications. Additionally all equipment is verified for proper performance on a regular basis using in house standards or comparisons.

2.5 Measurement Uncertainty

The estimated combined standard uncertainty for radiated emissions and conducted emissions measurements as below table

Test	Parameters	uncertainty
Conducted Emission	Conducted emission 150kHz-30MHz (AMN)	± 3.70 dB ± 3.30 dB
Radiated Emission (3m SAC)	Radiated emission 30MHz-1GHz	± 4.52 dB
	Radiated emission 1GHz-18GHz	± 4.37 dB

2.6 Location of Original Data

The original copies of all test data taken during actual testing were at this report and delivered to the applicant. A copy has been retained in the TÜV Rheinland (Shenzhen) file for certification follow-up purposes.

2.7 Status of Facility Used for Testing

The TÜV Rheinland (Shenzhen) Co., Ltd. Test facility located at No. 362 Huanguan Road Middle, Longhua District, Shenzhen 518110, People's Republic of China. is listed on the US Federal Communications Commission list of facilities approved to perform measurements.

3 General Product Information

3.1 Product Function and Intended Use

The EUT is a WisGate Edge Pro, which supports 2.4GHz Wi-Fi, Lora and GNSS functions.


Note: This product contains transmitter modules.

2.4GHz Wi-Fi module	Contains FCC ID: 2AF6B-RAK634 Contains IC: 25908-RAK634
Lora+GNSS module	Contains FCC ID: 2AF6B-RAK5146 Contains IC: 25908-RAK5146

For details refer to the User Manual, Technical Description and Circuit Diagram.

3.2 Ratings and System Details

Table 2: Technical Specification of EUT

General Information of EUT	Value
Kind of Equipment	WisGate Edge Pro
Type Designation	RAK7289
Trade Mark	RAK,  PRO
FCC ID	2AF6B-RAK7289
Input Voltage	DC 12V via DC source or DC 37 ~57V via POE adapter
Testing Voltage	AC 120V, 60Hz or DC 12V
POE Adapter information	Model:R012-4800500 Input: AC 100-240V, 50/60Hz, 0.6A Max Output: DC 48.0V, 0.5A 24.0W

3.3 Independent Operation Modes

The basic operation modes are:

- A, On, operating and powered by DC source
- B, On, operating and powered by POE adapter

3.4 Noise Generating and Noise Suppressing Parts

Refer to Circuit Diagram for further details.

3.5 Submitted Documents

- Block Diagram
- Schematics
- Photo Document
- User Manual

4 Test Set-up and Operation Modes

4.1 Principle of Configuration Selection

Emission: The equipment under test (EUT) was configured to measure its highest possible radiation level. The test modes were adapted accordingly in reference to the instructions for use.

4.2 Test Operation and Test Software

Test operation refers to test setup in chapter 5. All testing were performed according to the procedures in ANSI C63.4: 2014.

4.3 Special Accessories and Auxiliary Equipment

Table 3: List of Accessories and Auxiliary Equipment

Description	Manufacturer	Model No.	Serial Number
Portable Laptop	Lenovo	ThinkPad T480	10Q67059

4.4 Countermeasures to Achieve EMC Compliance

The test sample which has been tested contained the noise suppression parts as described in the Technical Construction File (TCF).

No additional measures were employed to achieve compliance.

4.5 Test Setup Diagram

Diagram of Measurement Configuration for Radiation Test (Below 1GHz)

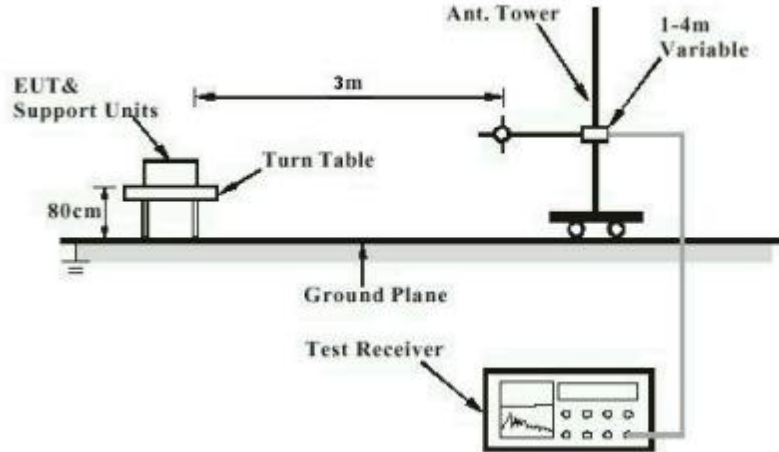


Diagram of Measurement Configuration for Radiation Test (Above 1GHz)

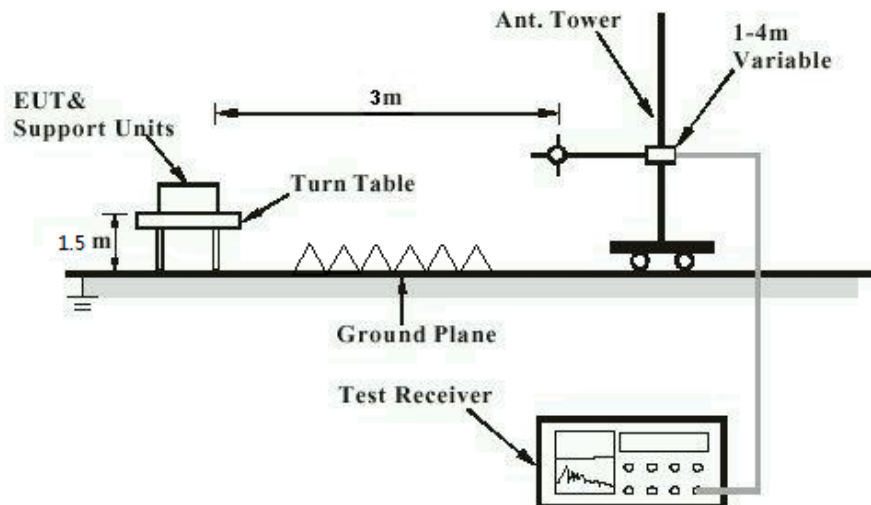
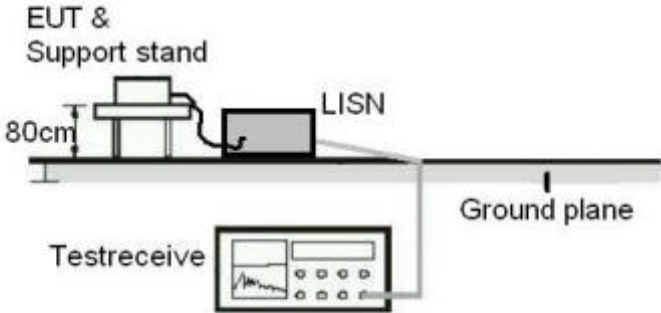


Diagram of Measurement Configuration for Mains Conduction Measurement



5 Test Results

5.1 Conducted emissions

RESULT:

Pass

Test Specification

Test standard	: FCC Part 15.107(a)
	: ICES-003 Issue 7, Clause 3.2.1
Basic standard	: ANSI C63.4: 2014
Frequency range	: 150KHz - 30MHz
Classification	: Class B
Limit	: FCC Part 15.107(a) & ICES-003 Table 1
Kind of test site	: Shielded Room

Test Setup

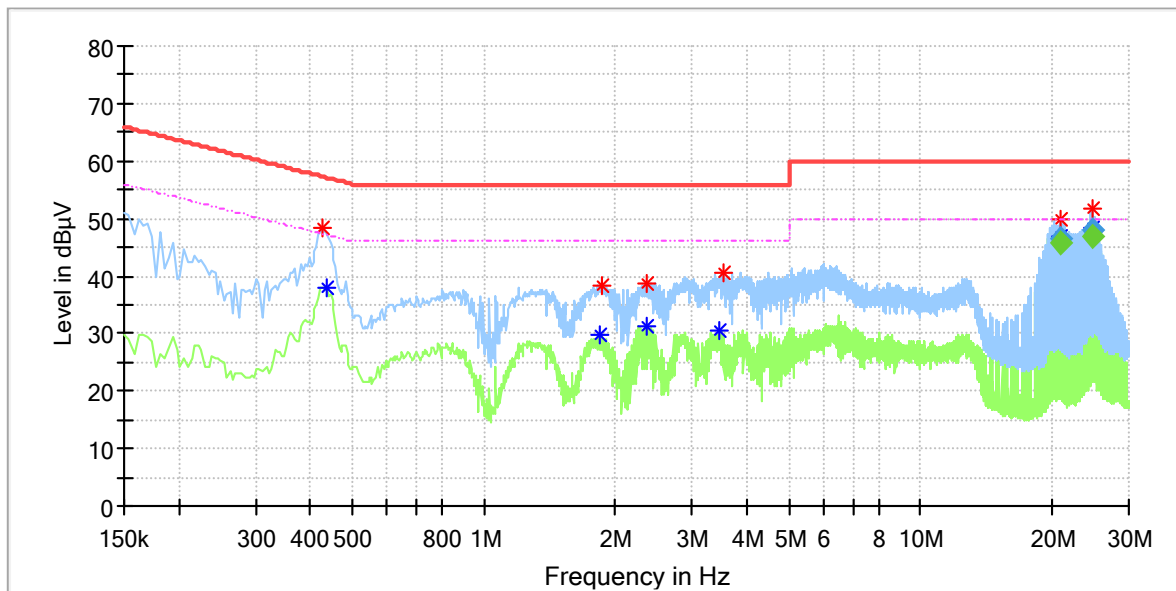
Date of testing	: 2021-11-04
Input voltage	: AC 120V, 60Hz
Operation mode	: B
Earthing	: Connected
Ambient temperature	: 24.5 °C
Relative humidity	: 57 %
Atmospheric pressure	: 101 kPa

Prüfbericht - Nr.: CN2155OB 001
Test report no.

Seite 13 von 26
Page 13 of 26

EUT Information

EUT Name: WisGate Edge Pro
Order No: 168339882
Model: RAK7289
Test Mode: operating, POE
Test Voltage: AC 230V
Test By: Kevin Zhou
Review By: Gary Chen
Remark: SR1



Critical_Freqs

Frequency (MHz)	MaxPeak (dBµV)	Average (dBµV)	Limit (dBµV)	Margin (dB)	Line	Corr. (dB)
0.426000	48.33	---	57.33	9.00	L1	9.7
0.438000	---	37.92	47.10	9.18	L1	9.7
1.844000	---	29.62	46.00	16.38	L1	9.8
1.872000	38.48	---	56.00	17.52	L1	9.8
2.360000	---	31.18	46.00	14.82	L1	9.8
2.368000	38.87	---	56.00	17.13	L1	9.8
3.464000	---	30.66	46.00	15.34	L1	9.9
3.532000	40.50	---	56.00	15.50	L1	9.9
21.042500	49.90	---	60.00	10.10	L1	10.3
21.042500	---	47.01	50.00	2.99	L1	10.3
24.822500	51.64	---	60.00	8.36	L1	10.4
24.822500	---	48.20	50.00	1.80	L1	10.4

Final_Result

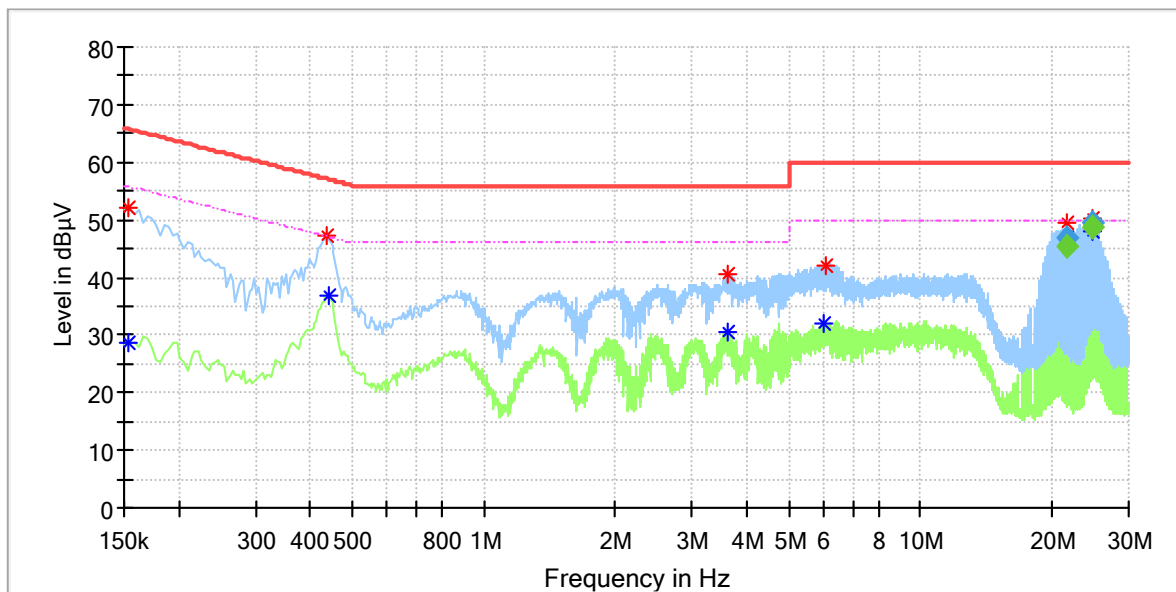
Frequency (MHz)	QuasiPeak (dBµV)	Average (dBµV)	Limit (dBµV)	Margin (dB)	Meas. Time (ms)	Bandwidth (kHz)	Line	Corr. (dB)
21.042500	46.35	---	60.00	13.65	1000.0	9.000	L1	10.3
21.042500	---	45.92	50.00	4.08	1000.0	9.000	L1	10.3
24.822500	---	46.82	50.00	3.18	1000.0	9.000	L1	10.4
24.822500	48.05	---	60.00	11.95	1000.0	9.000	L1	10.4

Prüfbericht - Nr.: CN2155OB 001
Test report no.

Seite 14 von 26
Page 14 of 26

EUT Information

EUT Name: WisGate Edge Pro
Order No: 168339882
Model: RAK7289
Test Mode: operating, POE
Test Voltage: AC 230V/50Hz
Test By: Kevin Zhou
Review By: Gary Chen
Remark: SR1



Critical Freqs

Frequency (MHz)	MaxPeak (dBµV)	Average (dBµV)	Limit (dBµV)	Margin (dB)	Line	Corr. (dB)
0.154000	---	28.73	55.78	27.06	L1	9.6
0.154000	51.94	---	65.78	13.84	L1	9.6
0.438000	47.09	---	57.10	10.01	L1	9.7
0.442000	---	36.66	47.02	10.36	L1	9.7
3.624000	---	30.35	46.00	15.65	L1	9.9
3.636000	40.43	---	56.00	15.57	L1	9.9
6.032000	---	32.00	50.00	18.00	L1	10.0
6.100000	42.09	---	60.00	17.91	L1	10.0
21.742500	---	46.74	50.00	3.26	L1	10.3
21.746500	49.37	---	60.00	10.63	L1	10.3
24.818500	---	48.14	50.00	1.86	L1	10.4
24.818500	50.25	---	60.00	9.75	L1	10.4

Final Result

Frequency (MHz)	QuasiPeak (dBµV)	Average (dBµV)	Limit (dBµV)	Margin (dB)	Meas. Time (ms)	Bandwidth (kHz)	Line	Corr. (dB)
21.742500	---	45.56	50.00	4.44	1000.0	9.000	L1	10.3
21.746500	46.81	---	60.00	13.19	1000.0	9.000	L1	10.3
24.818500	---	47.62	50.00	2.38	1000.0	9.000	L1	10.4
24.818500	49.31	---	60.00	10.69	1000.0	9.000	L1	10.4

5.2 Radiated Emission

RESULT:

Pass

Test Specification

Test standard	: FCC Part 15.109(a)
	: ICES-003 Issue 7, Clause 3.2.2
Basic standard	: ANSI C63.4: 2014
Frequency range	: 30MHz to 5 th highest fundamental frequency
Classification	: Class B
Limit	: FCC Part 15.109(a)
	: ICES-003 Table 2 & Table 4
Kind of test site	: 3m Semi-anechoic Chamber & 3m Full-anechoic Chamber

Test Setup

Date of testing	: 2021-11-08
Input voltage	: AC 120V, 60Hz or DC 12V
Operation mode	: A, B
Earthing	: Connected
Ambient temperature	: 26 °C
Relative humidity	: 54 %
Atmospheric pressure	: 101 kPa

Remark 1: The limit of below radiated emission test data is from FCC part 15.109, it also meet the limit of ICES-003 issue 7.

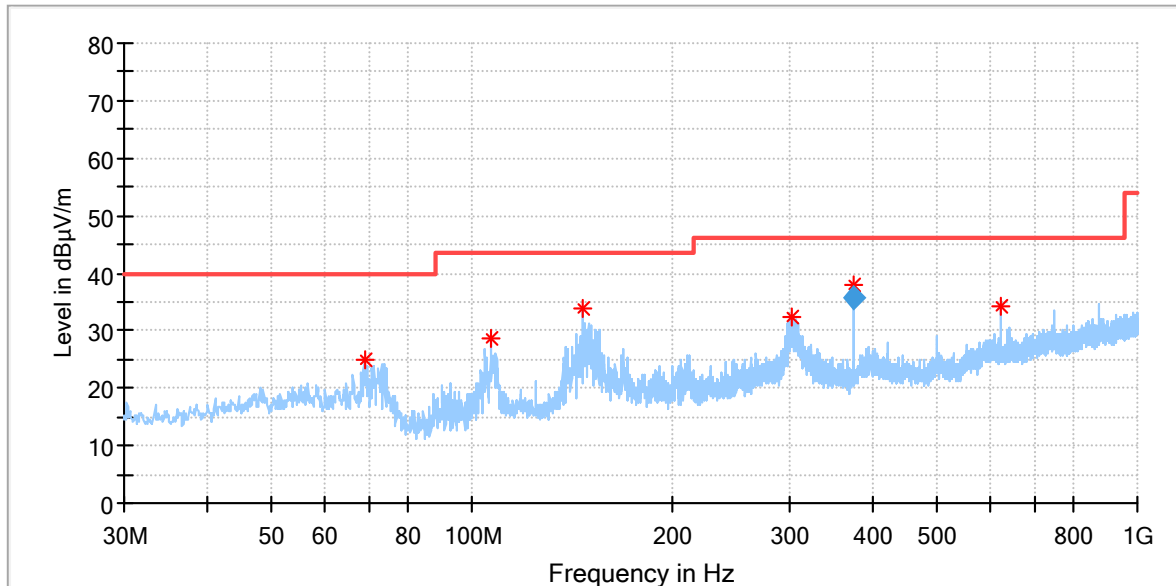
Remark 2: The host has been evaluated according to modular: WisLink LPWAN Concentrator with C2PC (FCC ID: 2AF6B-RAK5146) procedure in test report CN21RU4P 001, and the Radiated Spurious Emissions was carried out within frequency range 9 kHz to the fifth harmonics, refer to CN21RU4P 001 for details of measurement results.

Prüfbericht - Nr.: CN2155OB 001
Test report no.

Seite 16 von 26
Page 16 of 26

EUT Information

EUT Name: WisGate Edge Pro
Model: RAK7289
Order No: 168339882
Test Mode: operating,DC
Test Voltage: DC 12V
Test By: Kevin Zhou
Review By: Gary Chen
Remark: 3m Chamber



Critical Freqs

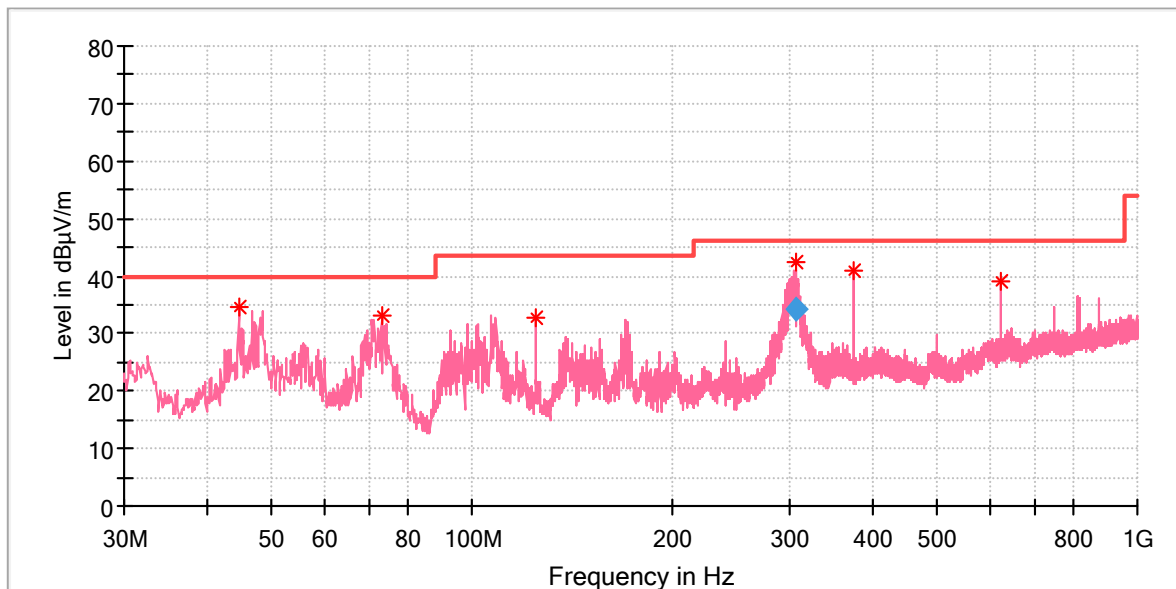
Frequency (MHz)	MaxPeak (dBµV/m)	Limit (dBµV/m)	Margin (dB)	Height (cm)	Pol	Azimuth (deg)	Corr. (dB/m)
68.897000	24.91	40.00	15.09	200.0	H	114.0	18.8
106.630000	28.51	43.50	14.99	200.0	H	266.0	17.6
146.885000	33.81	43.50	9.69	200.0	H	24.0	20.3
301.600000	32.42	46.00	13.58	100.0	H	41.0	20.8
375.009000	38.07	46.00	9.48	100.0	H	175.0	22.8
624.998000	34.39	46.00	11.61	200.0	H	4.0	27.5

Final Result

Frequency (MHz)	QuasiPeak (dBµV/m)	Limit (dBµV/m)	Margin (dB)	Meas. Time (ms)	Bandwidth (kHz)	Height (cm)	Pol	Azimuth (deg)	Corr. (dB/m)
375.009000	35.84	46.00	10.16	1000.0	120.000	100.0	H	175.0	22.8

EUT Information

EUT Name:	WisGate Edge Pro
Model	RAK7289
Order No:	168339882
Test Mode:	operating,DC
Test Voltage:	DC 12V
Test By:	Kevin Zhou
Review By:	Gary Chen
Remark:	3m Chamber



Critical_Freqs

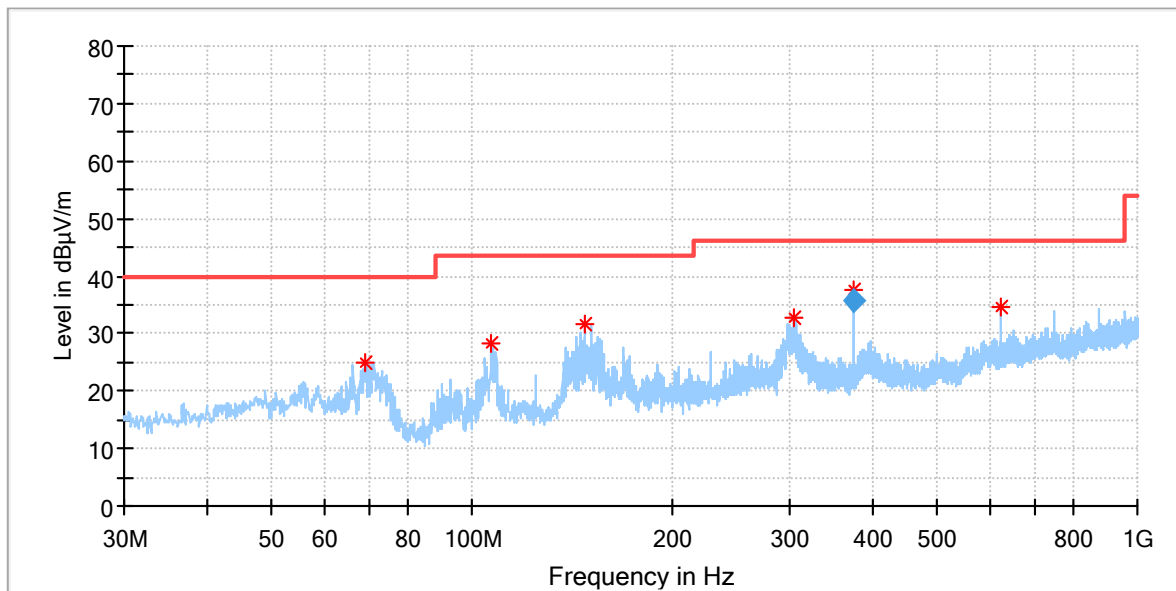
Frequency (MHz)	MaxPeak (dBµV/m)	Limit (dBµV/m)	Margin (dB)	Height (cm)	Pol	Azimuth (deg)	Corr. (dB/m)
44.647000	34.44	40.00	5.56	100.0	V	187.0	20.6
73.165000	33.10	40.00	6.90	100.0	V	55.0	17.4
124.963000	32.86	43.50	10.64	100.0	V	50.0	19.1
306.607000	42.34	46.00	4.96	100.0	V	344.0	21.3
375.029000	40.90	46.00	5.10	100.0	V	304.0	22.8
624.998000	39.18	46.00	6.82	100.0	V	304.0	27.5

Final_Result

Frequency (MHz)	QuasiPeak (dBµV/m)	Limit (dBµV/m)	Margin (dB)	Meas. Time (ms)	Bandwidth (kHz)	Height (cm)	Pol	Azimuth (deg)	Corr. (dB/m)
306.607000	34.13	46.00	11.87	1000.0	120.000	100.0	V	344.0	21.3

EUT Information

EUT Name: WisGate Edge Pro
 Model: RAK7289
 Order No: 168339882
 Test Mode: operating,POE
 Test Voltage: AC 120V/60Hz
 Test By: Kevin Zhou
 Review By: Gary Chen
 Remark: 3m Chamber



Critical_Freqs

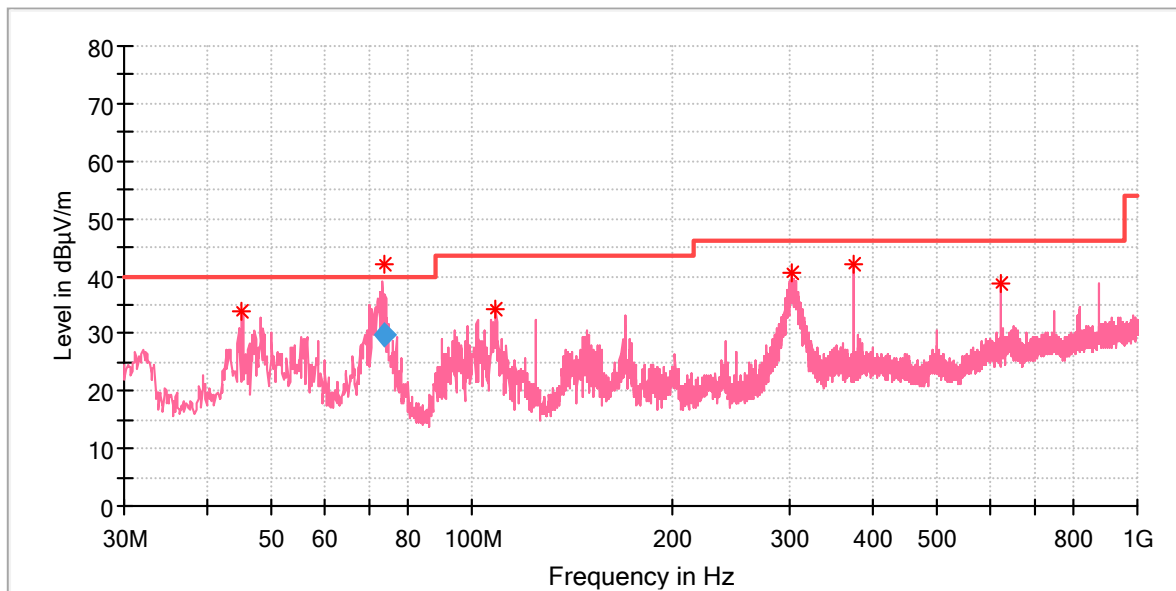
Frequency (MHz)	MaxPeak (dBµV/m)	Limit (dBµV/m)	Margin (dB)	Height (cm)	Pol	Azimuth (deg)	Corr. (dB/m)
69.091000	25.11	40.00	14.89	200.0	H	170.0	18.7
106.630000	28.46	43.50	15.04	200.0	H	297.0	17.6
148.049000	31.68	43.50	11.82	200.0	H	38.0	20.4
304.122000	32.61	46.00	13.39	100.0	H	33.0	21.1
375.009000	37.56	46.00	8.44	100.0	H	172.0	22.8
624.998000	34.57	46.00	11.43	200.0	H	356.0	27.5

Final_Result

Frequency (MHz)	QuasiPeak (dBµV/m)	Limit (dBµV/m)	Margin (dB)	Meas. Time (ms)	Bandwidth (kHz)	Height (cm)	Pol	Azimuth (deg)	Corr. (dB/m)
375.009000	35.73	46.00	10.27	1000.0	120.000	100.0	H	172.0	22.8

EUT Information

EUT Name: WisGate Edge Pro
 Model: RAK7289
 Order No: 168339882
 Test Mode: operating,POE
 Test Voltage: AC 120V/60Hz
 Test By: Kevin Zhou
 Review By: Gary Chen
 Remark: 3m Chamber



Critical_Freqs

Frequency (MHz)	MaxPeak (dBµV/m)	Limit (dBµV/m)	Margin (dB)	Height (cm)	Pol	Azimuth (deg)	Corr. (dB/m)
45.132000	33.95	40.00	6.05	100.0	V	244.0	20.7
73.613000	42.05	40.00	-2.05	100.0	V	336.0	17.2
108.764000	34.07	43.50	9.43	100.0	V	339.0	17.8
302.085000	40.46	46.00	5.54	100.0	V	192.0	20.9
375.029000	41.97	46.00	4.03	100.0	V	160.0	22.8
624.998000	38.72	46.00	7.28	100.0	V	292.0	27.5

Final_Result

Frequency (MHz)	QuasiPeak (dBµV/m)	Limit (dBµV/m)	Margin (dB)	Meas. Time (ms)	Bandwidth (kHz)	Height (cm)	Pol	Azimuth (deg)	Corr. (dB/m)
73.613000	29.93	40.00	10.07	1000.0	120.000	100.0	V	336.0	17.2

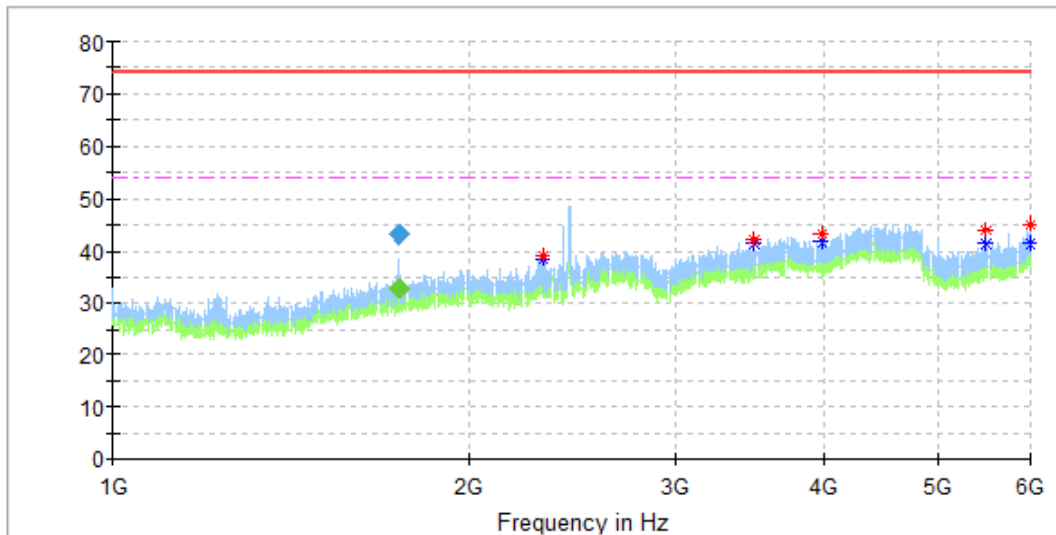
Prüfbericht - Nr.: CN2155OB 001
Test report no.

Seite 20 von 26
Page 20 of 26

EUT Information

EUT Name: WisGate Edge Pro
Model: RAK7289
Order No: 168339882
Test Mode: operating,DC
Test Voltage: DC 12V
Test By: Kevin Zhou
Review By: Gary Chen
Remark: 3m Chamber

Level in dBµV/m



Critical Freqs

Frequency (MHz)	MaxPeak (dBµV/m)	Average (dBµV/m)	Limit (dBµV/m)	Margin (dB)	Height (cm)	Pol	Azimuth (deg)	Corr. (dB/m)
1750.000000	---	32.84	54.00	21.16	100.0	H	229.0	-8.8
1750.000000	43.13	---	74.00	30.87	100.0	H	231.0	-8.8
2315.000000	38.91	---	74.00	35.09	100.0	H	10.0	-6.5
2315.000000	---	38.29	54.00	15.71	100.0	H	10.0	-6.5
3500.500000	41.89	---	74.00	32.11	100.0	H	197.0	-1.1
3500.500000	---	41.13	54.00	12.87	100.0	H	197.0	-1.1
3994.500000	43.03	---	74.00	30.97	100.0	H	197.0	-0.1
3994.500000	---	41.62	54.00	12.38	100.0	H	197.0	-0.1
5500.500000	---	41.35	54.00	12.65	100.0	H	91.0	0.9
5501.000000	43.81	---	74.00	30.19	100.0	H	91.0	0.9
6000.000000	45.17	---	74.00	28.83	100.0	H	236.0	2.5
6000.000000	---	41.15	54.00	12.85	100.0	H	236.0	2.5

Final Result

Frequency (MHz)	MaxPeak (dBµV/m)	Average (dBµV/m)	Limit (dBµV/m)	Margin (dB)	Height (cm)	Pol	Azimuth (deg)	Corr. (dB/m)
1750.000000	---	32.84	54.00	21.16	100.0	H	229.0	-8.8
1750.000000	43.02	---	74.00	30.98	100.0	H	231.0	-8.8

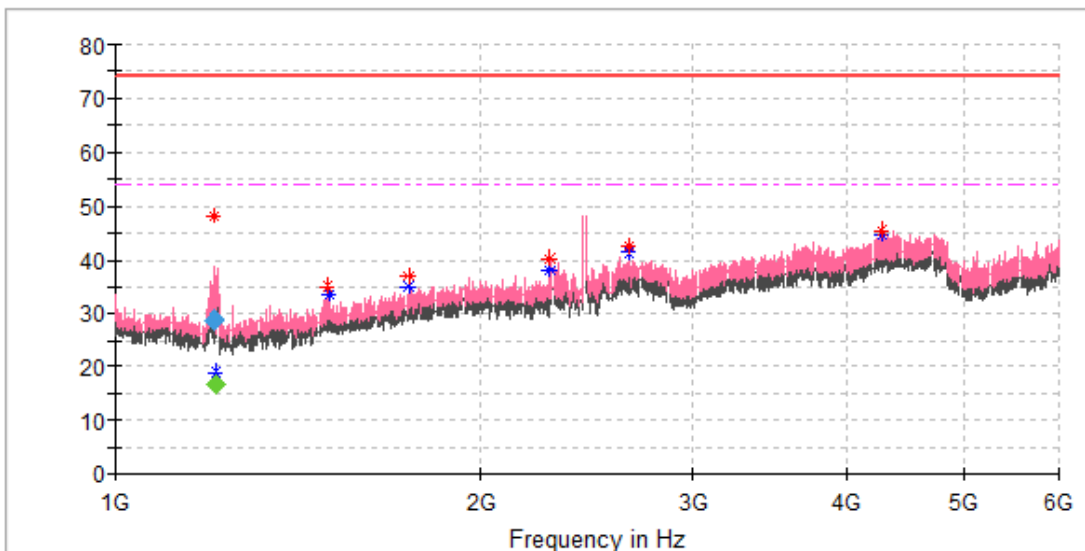
Prüfbericht - Nr.: CN2155OB 001
Test report no.

Seite 21 von 26
Page 21 of 26

EUT Information

EUT Name: WisGate Edge Pro
Model: RAK7289
Order No: 168339882
Test Mode: operating,DC
Test Voltage: DC 12V
Test By: Kevin Zhou
Review By: Gary Chen
Remark: 3m Chamber

Level in dBµV/m



Critical_Freqs

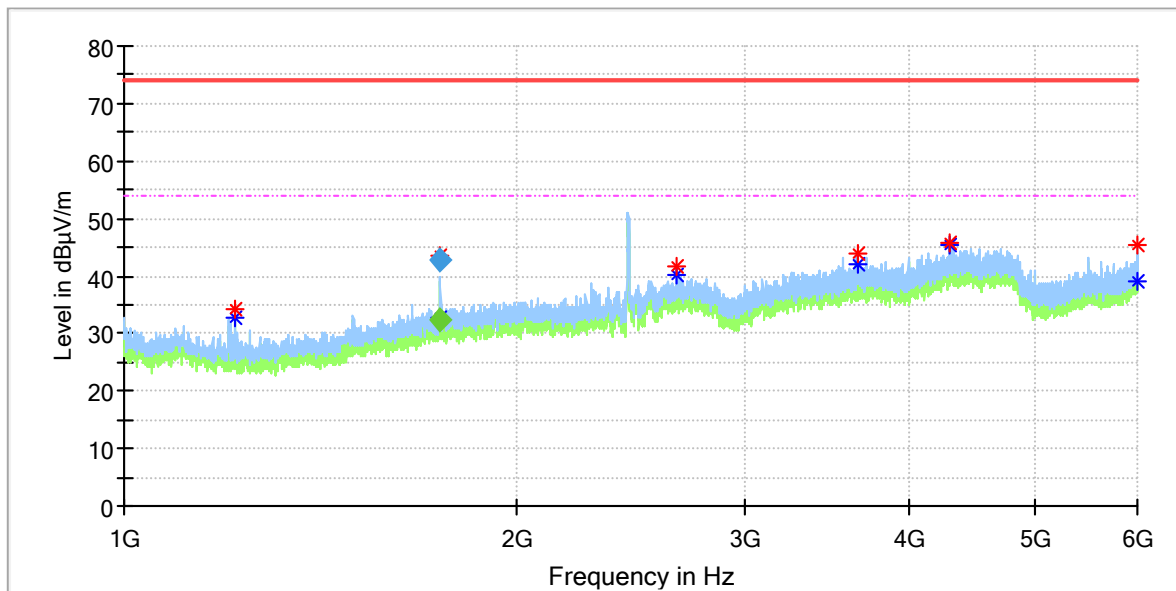
Frequency (MHz)	MaxPeak (dBµV/m)	Average (dBµV/m)	Limit (dBµV/m)	Margin (dB)	Height (cm)	Pol	Azimuth (deg)	Corr. (dB/m)
1208.300000	47.93	---	74.00	26.07	100.0	V	253.0	-14.1
1210.600000	---	19.09	54.00	34.91	100.0	V	244.0	-14.1
1500.000000	34.86	---	74.00	39.14	100.0	V	142.0	-11.2
1500.500000	---	33.50	54.00	20.50	100.0	V	142.0	-11.2
1750.000000	36.95	---	74.00	37.05	100.0	V	159.0	-8.8
1750.000000	---	35.04	54.00	18.96	100.0	V	159.0	-8.8
2288.000000	40.06	---	74.00	33.94	100.0	V	36.0	-6.7
2288.000000	---	37.82	54.00	16.18	100.0	V	36.0	-6.7
2659.000000	42.28	---	74.00	31.72	100.0	V	194.0	-3.3
2659.000000	---	41.30	54.00	12.70	100.0	V	194.0	-3.3
4289.000000	45.29	---	74.00	28.71	100.0	V	44.0	2.2
4289.000000	---	44.63	54.00	9.37	100.0	V	44.0	2.2

Final_Result

Frequency (MHz)	MaxPeak (dBµV/m)	Average (dBµV/m)	Limit (dBµV/m)	Margin (dB)	Height (cm)	Pol	Azimuth (deg)	Corr. (dB/m)
1208.300000	28.54	---	74.00	45.46	100.0	V	253.0	-14.0
1210.600000	---	16.79	54.00	37.21	100.0	V	244.0	-14.1

EUT Information

EUT Name: WisGate Edge Pro
Model: RAK7289
Order No: 168339882
Test Mode: operating,POE
Test Voltage: AC 120V/60Hz
Test By: Kevin Zhou
Review By: Gary Chen
Remark: 3m Chamber



Critical_Freqs

Frequency (MHz)	MaxPeak (dBµV/m)	Average (dBµV/m)	Limit (dBµV/m)	Margin (dB)	Height (cm)	Pol	Azimuth (deg)	Corr. (dB/m)
1216.500000	---	32.91	54.00	21.09	100.0	H	52.0	-14.1
1216.500000	34.09	---	74.00	39.91	100.0	H	52.0	-14.1
1750.000000	---	32.84	54.00	21.16	100.0	H	231.0	-8.8
1750.000000	43.45	---	74.00	30.55	100.0	H	228.0	-8.8
2660.500000	41.72	---	74.00	32.28	100.0	H	269.0	-3.3
2660.500000	---	40.19	54.00	13.81	100.0	H	269.0	-3.3
3659.500000	43.81	---	74.00	30.19	100.0	H	61.0	-0.1
3659.500000	---	42.06	54.00	11.94	100.0	H	61.0	-0.1
4302.500000	45.92	---	74.00	28.08	100.0	H	308.0	2.2
4302.500000	---	45.46	54.00	8.54	100.0	H	308.0	2.2
6000.000000	---	39.21	54.00	14.79	100.0	H	243.0	2.5
6000.000000	45.37	---	74.00	28.63	100.0	H	243.0	2.5

Final_Result

Frequency (MHz)	MaxPeak (dBµV/m)	Average (dBµV/m)	Limit (dBµV/m)	Margin (dB)	Height (cm)	Pol	Azimuth (deg)	Corr. (dB/m)
1750.000000	---	32.36	54.00	21.64	100.0	H	231.0	-8.8
1750.000000	42.88	---	74.00	31.12	100.0	H	228.0	-8.8

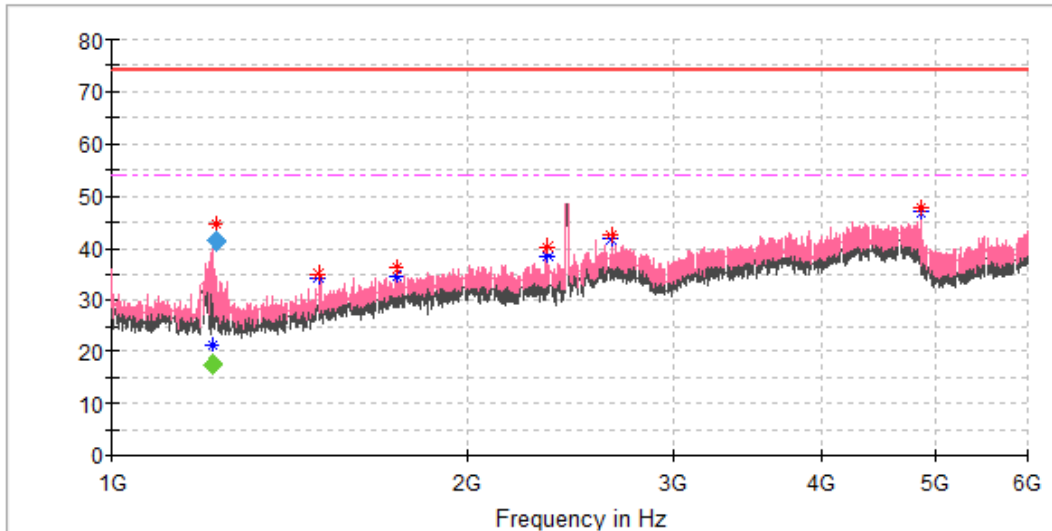
Prüfbericht - Nr.: CN2155OB 001
Test report no.

Seite 23 von 26
Page 23 of 26

EUT Information

EUT Name: WisGate Edge Pro
Model: RAK7289
Order No: 168339882
Test Mode: operating,POE
Test Voltage: AC 120V/60Hz
Test By: Kevin Zhou
Review By: Gary Chen
Remark: 3m Chamber

Level in dBµV/m



Critical Freqs

Frequency (MHz)	MaxPeak (dBµV/m)	Average (dBµV/m)	Limit (dBµV/m)	Margin (dB)	Height (cm)	Pol	Azimuth (deg)	Corr. (dB/m)
1218.000000	---	21.09	54.00	32.91	100.0	V	212.0	-14.1
1225.200000	44.48	---	74.00	29.52	100.0	V	206.0	-14.1
1500.000000	35.05	---	74.00	38.95	100.0	V	200.0	-11.2
1500.000000	---	34.31	54.00	19.69	100.0	V	200.0	-11.2
1750.500000	35.94	---	74.00	38.06	100.0	V	205.0	-8.8
1750.500000	---	34.58	54.00	19.42	100.0	V	205.0	-8.8
2346.000000	40.02	---	74.00	33.98	100.0	V	13.0	-6.3
2346.000000	---	38.23	54.00	15.77	100.0	V	13.0	-6.3
2656.500000	42.59	---	74.00	31.41	100.0	V	200.0	-3.2
2656.500000	---	41.58	54.00	12.42	100.0	V	200.0	-3.2
4874.500000	47.48	---	74.00	26.52	100.0	V	8.0	1.3
4874.500000	---	46.81	54.00	7.19	100.0	V	8.0	1.3

Final Result

Frequency (MHz)	MaxPeak (dBµV/m)	Average (dBµV/m)	Limit (dBµV/m)	Margin (dB)	Height (cm)	Pol	Azimuth (deg)	Corr. (dB/m)
1218.000000	---	17.47	54.00	36.53	100.0	V	212.0	-14.1
1225.200000	41.13	---	74.00	32.87	100.0	V	206.0	-14.1

7 List of Tables

Table 1: List of Test and Measurement Equipment.....	5
Table 2: Technical Specification of EUT.....	7
Table 3: List of Accessories and Auxiliary Equipment.....	9

8 List of Photographs

Photograph 1: Set-up for Conducted Emissions, AC Mains.....	24
Photograph 2: Set-up for Radiated Emissions, below 1GHz.....	24
Photograph 3: Set-up for Radiated Emissions, above 1GHz	25