


# 902-928 MHz 5 dBi Fiber Glass Antenna (RAKARG14)

## Datasheet

### Features

---

- Frequency range: 902 ~ 930 MHz
- Max gain: 5.8 dBi
- VSWR:  $\leq 2.0$
- Radom body: Fiberglass
- High efficiency
- Radome body: fiberglass
- Vertically polarized dipole
- Omni-directional
- Easy to mount with the included Installation kit
- Outdoor use



**Figure 1:** RAKARG14 overview

### Specifications

---

Parameter	Value
Model	RAKARG14
Frequency range	902 ~ 930 MHz
Peak gain	5.8 dBi
VSWR	≤ 2.0
Efficiency	≤ 79%
Feed impedance	50 Ohms
Radiation pattern	Omni-directional
Polarization	Vertical
Cover material (color)	Fiberglass (white)
Connector type	N-type male
Dimensions (mm)	Φ 29.8 mm x 800.0 mm
Operation temp (°C)	-20 °C ~ +65 °C
Storage temperature	-30 °C ~ +75 °C
Humidity range	5% ~ 95%

## VSWR

Frequency (MHz)	VSWR
900 MHz	1.32
902 MHz	1.33
930 MHz	1.47

S22 SWR 1.000/ Ref 1.000 [F2]

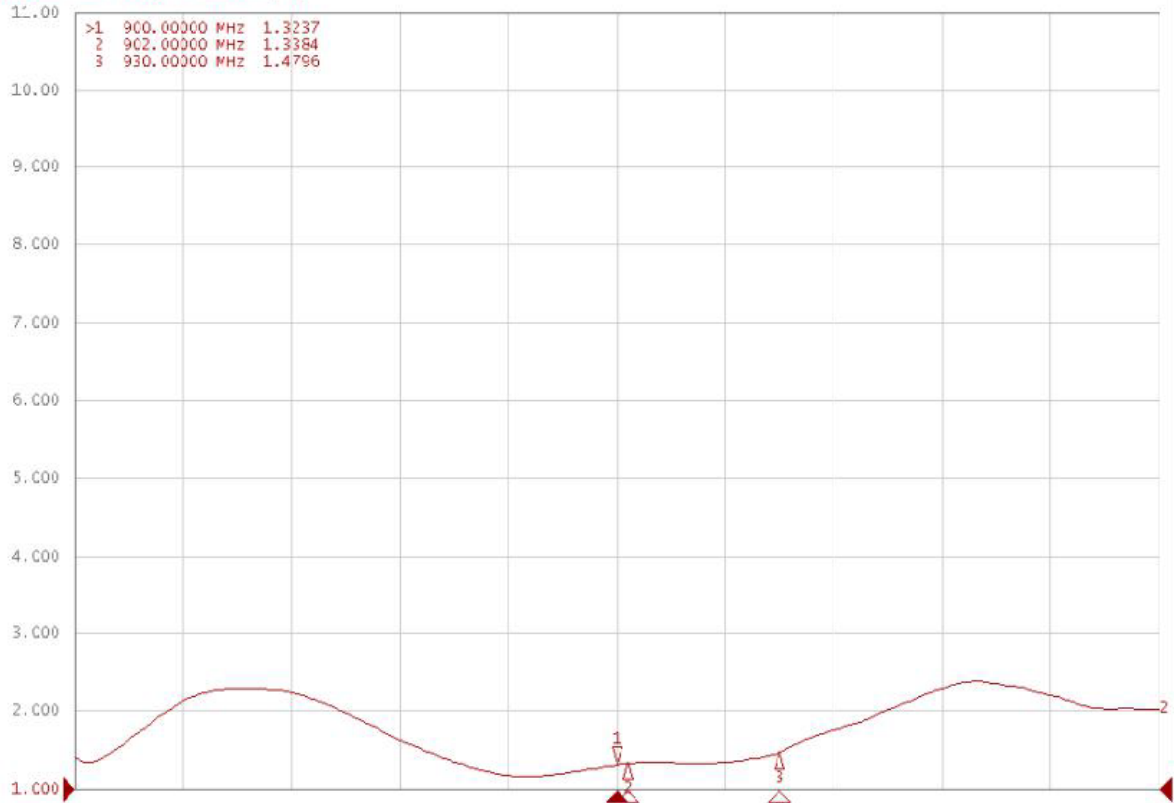


Figure 2: RAKARG14 VSWR graph

## Peak Gain & Efficiency

Frequency (MHz)	Gain (dBi)	Efficiency (%)
902	5.4	74.02
904	5.6	76.58
906	5.6	76.34
908	5.6	74.85
910	5.5	74.11
912	5.6	74.09
914	5.7	76.16
916	6.0	78.27
918	6.1	79.42
920	6.0	79.10
922	5.9	77.99
924	5.8	76.85
926	5.8	76.56
928	5.7	77.45
930	5.7	78.16
	Average:	71.73

## Radiation Patterns

---

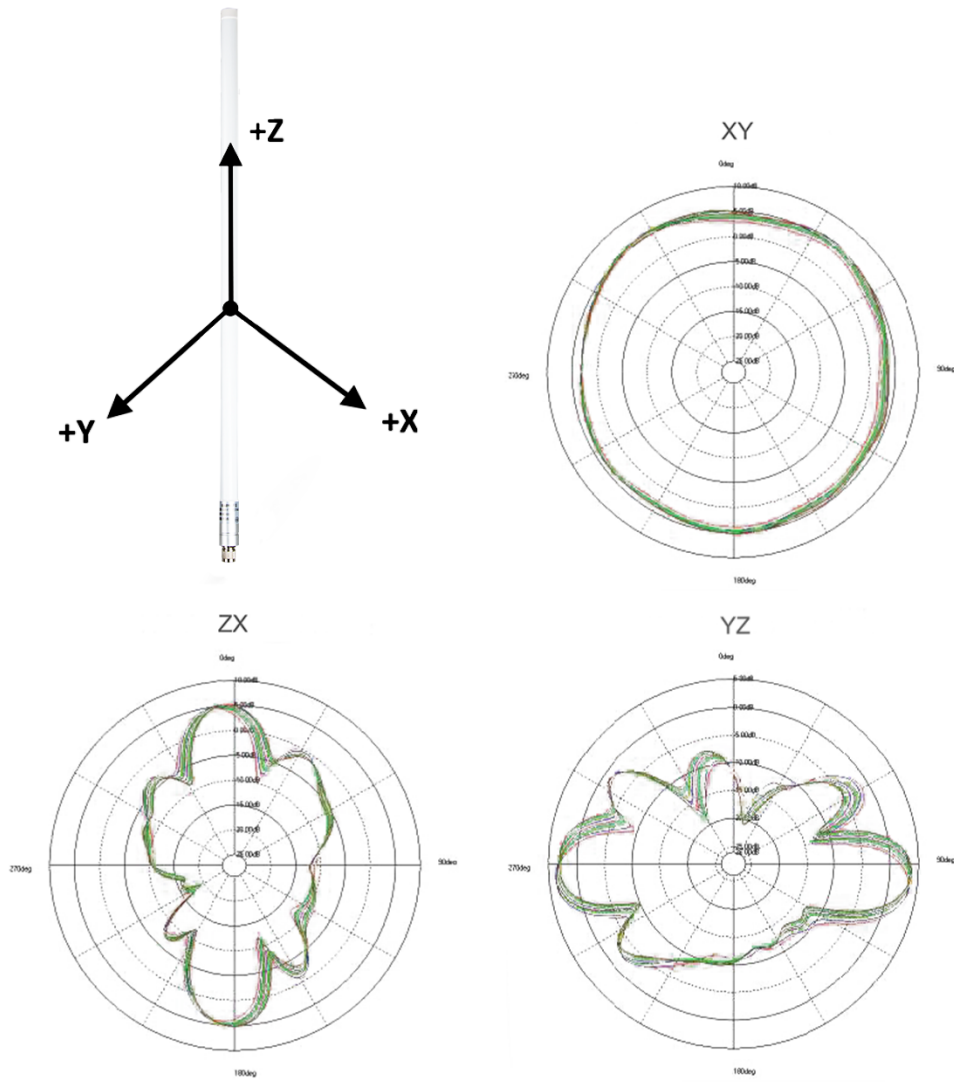


Figure 3: RAKARG14 radiation patterns

## Mechanical Specifications

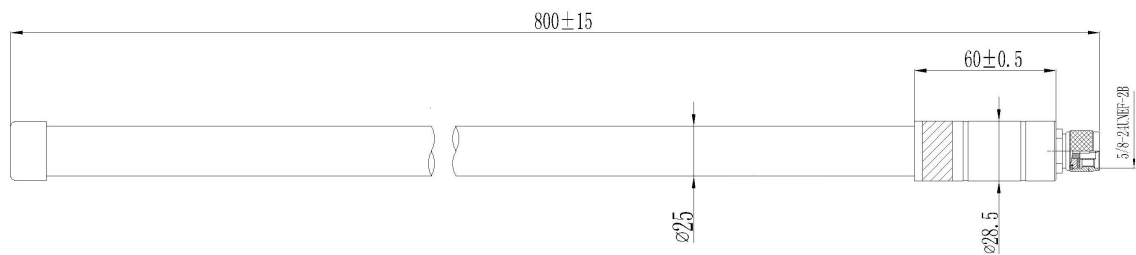


Figure 4: RAKARG14 mechanical specifications