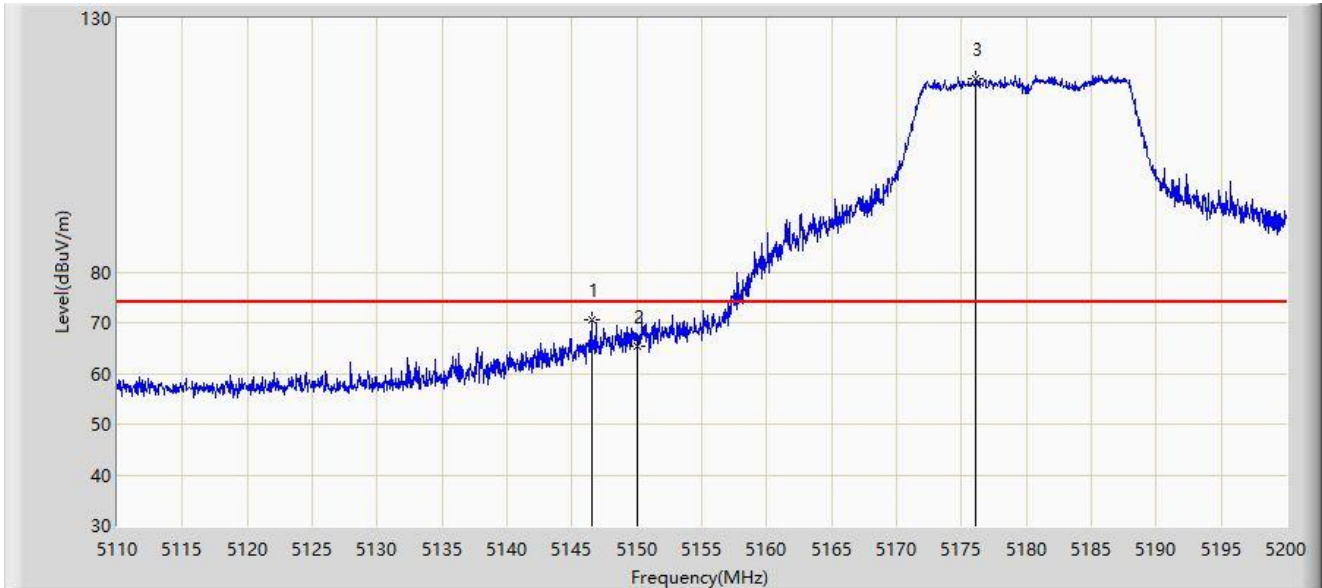


| | |
|---|-----------------------|
| Site: WZ-AC2 | Test Date: 2023/03/03 |
| Limit: FCC_5G_RE(3m) | Engineer: Dick Shen |
| Probe: BBHA9120D_1457_1-18GHz | Polarity: Vertical |
| EUT: AX6000 Dual-band WiFi Router | Power: AC 120V/60Hz |
| Test Mode: Transmit by 802.11a at 5180MHz | |



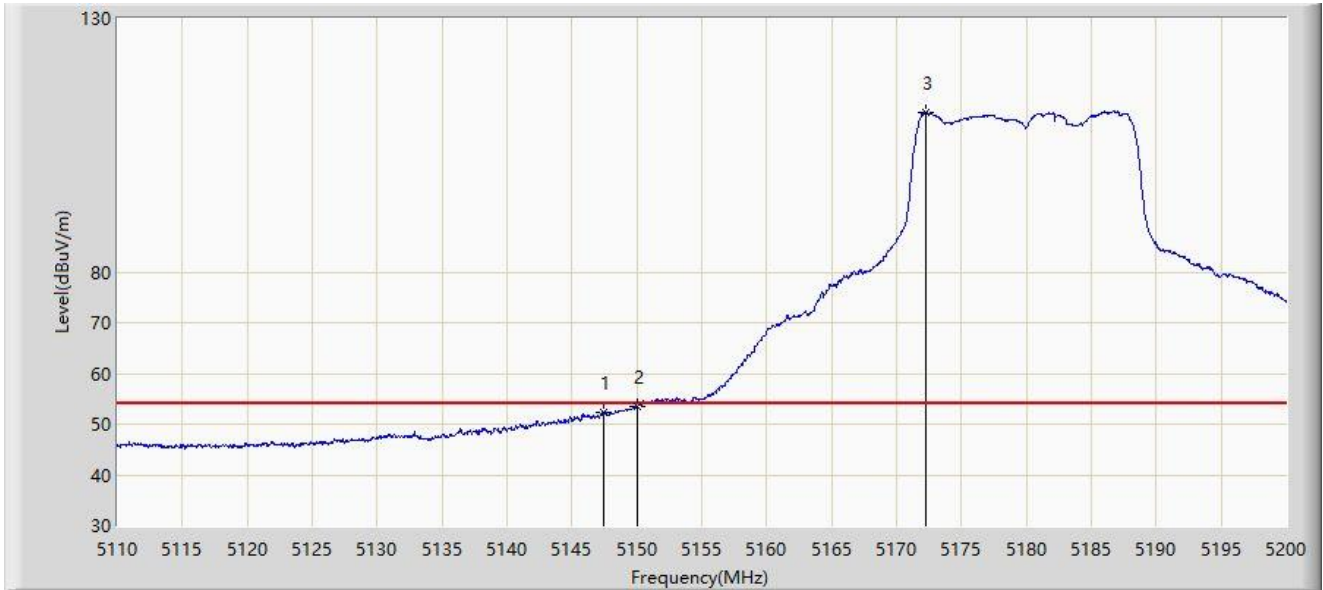
| No | Mark | Frequency (MHz) | Measure Level (dBμV/m) | Reading Level (dBμV) | Margin (dB) | Limit (dBμV/m) | Factor (dB/m) | Type |
|----|------|-----------------|------------------------|----------------------|-------------|----------------|---------------|------|
| 1 | * | 5146.540 | 70.490 | 66.319 | -3.510 | 74.000 | 4.171 | PK |
| 2 | | 5150.000 | 65.450 | 61.332 | -8.550 | 74.000 | 4.118 | PK |
| 3 | | 5176.105 | 118.211 | 114.389 | N/A | N/A | 3.822 | PK |

Note 1: " * ", means this data is the worst emission level.

Note 2: Measure Level (dBμV/m) = Reading Level (dBμV) + Factor (dB/m).

Note 3: Factor (dB/m) = Cable Loss (dB) + Antenna Factor (dB/m) - Pre_Amplifier Gain (dB).

| | |
|---|-----------------------|
| Site: WZ-AC2 | Test Date: 2023/03/03 |
| Limit: FCC_5G_RE(3m) | Engineer: Dick Shen |
| Probe: BBHA9120D_1457_1-18GHz | Polarity: Vertical |
| EUT: AX6000 Dual-band WiFi Router | Power: AC 120V/60Hz |
| Test Mode: Transmit by 802.11a at 5180MHz | |



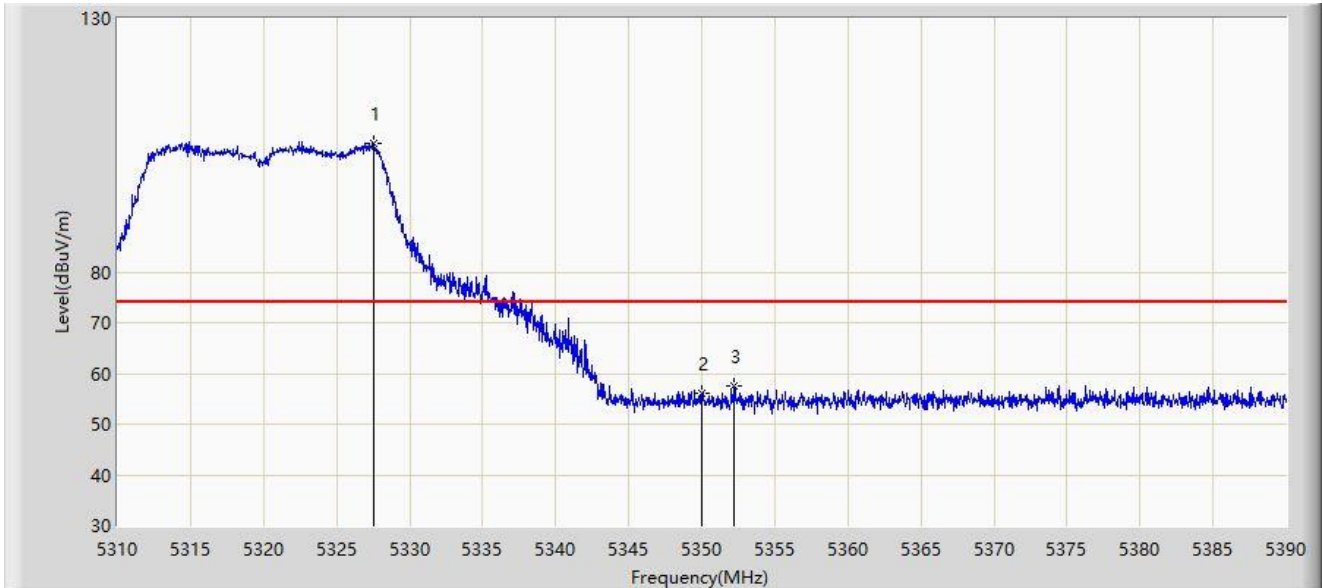
| No | Mark | Frequency (MHz) | Measure Level (dBμV/m) | Reading Level (dBμV) | Margin (dB) | Limit (dBμV/m) | Factor (dB/m) | Type |
|----|------|-----------------|------------------------|----------------------|-------------|----------------|---------------|------|
| 1 | | 5147.395 | 52.280 | 48.109 | -1.720 | 54.000 | 4.171 | AV |
| 2 | * | 5150.000 | 53.555 | 49.437 | -0.445 | 54.000 | 4.118 | AV |
| 3 | | 5172.235 | 111.488 | 107.667 | N/A | N/A | 3.821 | AV |

Note 1: " * ", means this data is the worst emission level.

Note 2: Measure Level (dBμV/m) = Reading Level (dBμV) + Factor (dB/m).

Note 3: Factor (dB/m) = Cable Loss (dB) + Antenna Factor (dB/m) - Pre_Amplifier Gain (dB).

| | |
|---|-----------------------|
| Site: WZ-AC2 | Test Date: 2023/02/28 |
| Limit: FCC_5G_RE(3m) | Engineer: Dick Shen |
| Probe: BBHA9120D_1457_1-18GHz | Polarity: Horizontal |
| EUT: AX6000 Dual-band WiFi Router | Power: AC 120V/60Hz |
| Test Mode: Transmit by 802.11a at 5320MHz | |



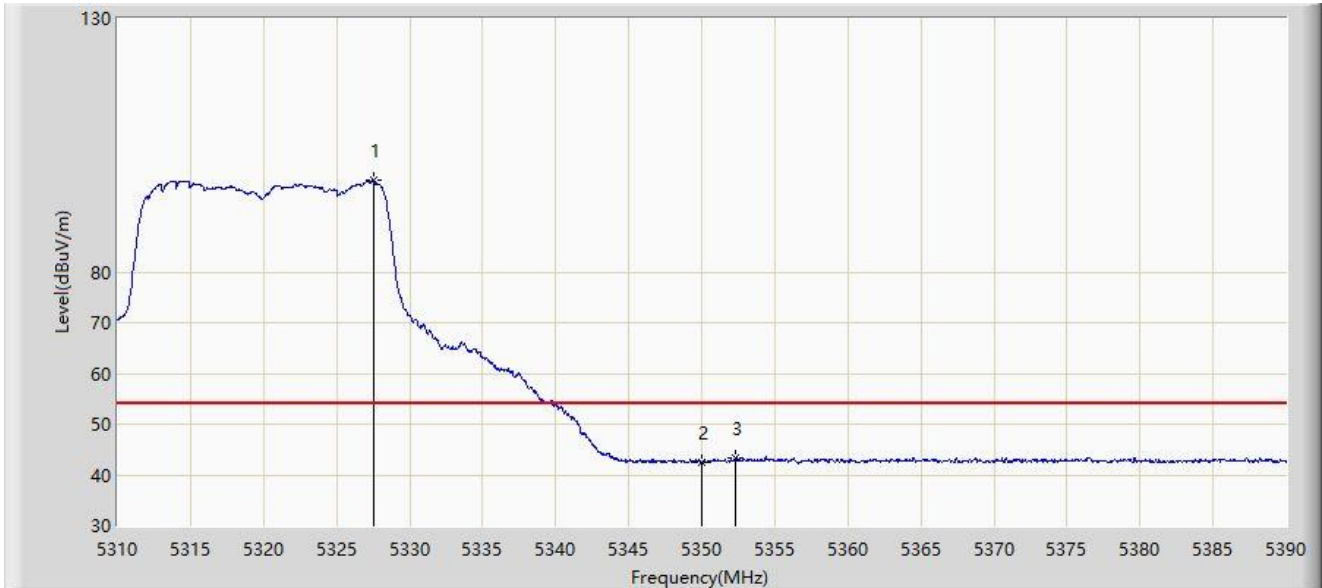
| No | Mark | Frequency (MHz) | Measure Level (dBμV/m) | Reading Level (dBμV) | Margin (dB) | Limit (dBμV/m) | Factor (dB/m) | Type |
|----|------|-----------------|------------------------|----------------------|-------------|----------------|---------------|------|
| 1 | | 5327.520 | 105.392 | 101.772 | N/A | N/A | 3.619 | PK |
| 2 | | 5350.000 | 56.034 | 52.187 | -17.966 | 74.000 | 3.847 | PK |
| 3 | * | 5352.160 | 57.611 | 53.728 | -16.389 | 74.000 | 3.883 | PK |

Note 1: " * ", means this data is the worst emission level.

Note 2: Measure Level (dBμV/m) = Reading Level (dBμV) + Factor (dB/m).

Note 3: Factor (dB/m) = Cable Loss (dB) + Antenna Factor (dB/m) - Pre_Amplifier Gain (dB).

| | |
|---|-----------------------|
| Site: WZ-AC2 | Test Date: 2023/02/28 |
| Limit: FCC_5G_RE(3m) | Engineer: Dick Shen |
| Probe: BBHA9120D_1457_1-18GHz | Polarity: Horizontal |
| EUT: AX6000 Dual-band WiFi Router | Power: AC 120V/60Hz |
| Test Mode: Transmit by 802.11a at 5320MHz | |



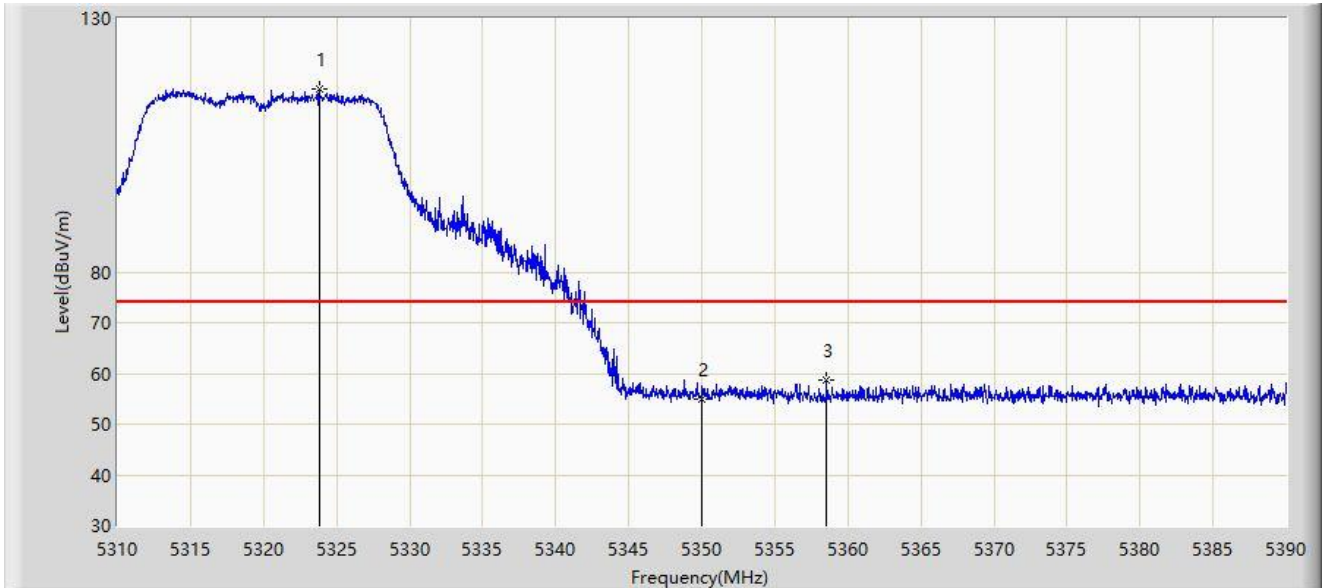
| No | Mark | Frequency (MHz) | Measure Level (dBμV/m) | Reading Level (dBμV) | Margin (dB) | Limit (dBμV/m) | Factor (dB/m) | Type |
|----|------|-----------------|------------------------|----------------------|-------------|----------------|---------------|------|
| 1 | | 5327.520 | 98.009 | 94.389 | N/A | N/A | 3.619 | AV |
| 2 | | 5350.000 | 42.459 | 38.612 | -11.541 | 54.000 | 3.847 | AV |
| 3 | * | 5352.280 | 43.231 | 39.348 | -10.769 | 54.000 | 3.884 | AV |

Note 1: " * ", means this data is the worst emission level.

Note 2: Measure Level (dBμV/m) = Reading Level (dBμV) + Factor (dB/m).

Note 3: Factor (dB/m) = Cable Loss (dB) + Antenna Factor (dB/m) - Pre_Amplifier Gain (dB).

| | |
|---|-----------------------|
| Site: WZ-AC2 | Test Date: 2023/02/28 |
| Limit: FCC_5G_RE(3m) | Engineer: Dick Shen |
| Probe: BBHA9120D_1457_1-18GHz | Polarity: Vertical |
| EUT: AX6000 Dual-band WiFi Router | Power: AC 120V/60Hz |
| Test Mode: Transmit by 802.11a at 5320MHz | |



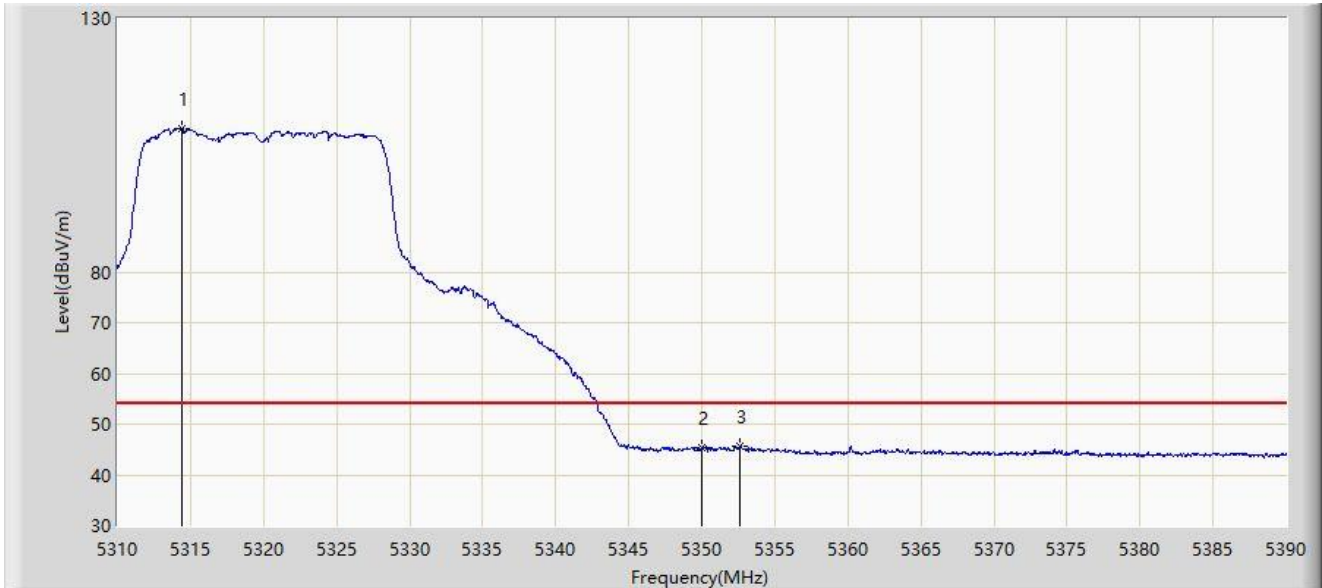
| No | Mark | Frequency (MHz) | Measure Level (dB μ V/m) | Reading Level (dB μ V) | Margin (dB) | Limit (dB μ V/m) | Factor (dB/m) | Type |
|----|------|-----------------|------------------------------|----------------------------|-------------|----------------------|---------------|------|
| 1 | | 5323.840 | 115.986 | 112.419 | N/A | N/A | 3.567 | PK |
| 2 | | 5350.000 | 54.910 | 51.063 | -19.090 | 74.000 | 3.847 | PK |
| 3 | * | 5358.560 | 58.582 | 54.674 | -15.418 | 74.000 | 3.908 | PK |

Note 1: " * ", means this data is the worst emission level.

Note 2: Measure Level (dB μ V/m) = Reading Level (dB μ V) + Factor (dB/m).

Note 3: Factor (dB/m) = Cable Loss (dB) + Antenna Factor (dB/m) - Pre_Amplifier Gain (dB).

| | |
|---|-----------------------|
| Site: WZ-AC2 | Test Date: 2023/02/28 |
| Limit: FCC_5G_RE(3m) | Engineer: Dick Shen |
| Probe: BBHA9120D_1457_1-18GHz | Polarity: Vertical |
| EUT: AX6000 Dual-band WiFi Router | Power: AC 120V/60Hz |
| Test Mode: Transmit by 802.11a at 5320MHz | |



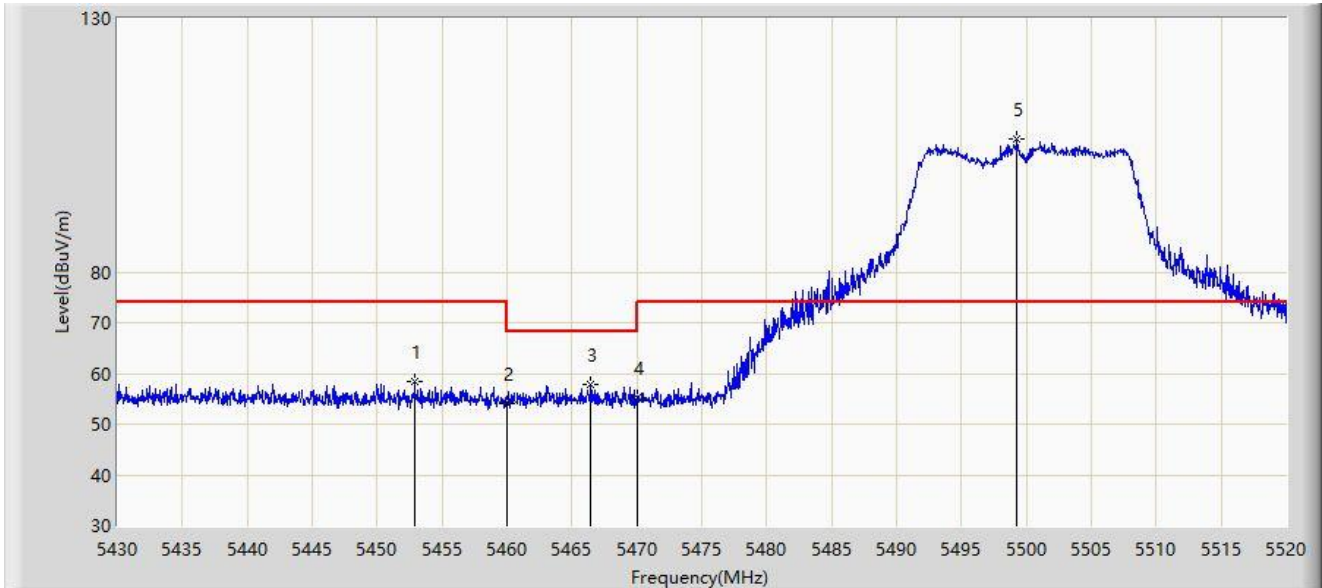
| No | Mark | Frequency (MHz) | Measure Level (dBμV/m) | Reading Level (dBμV) | Margin (dB) | Limit (dBμV/m) | Factor (dB/m) | Type |
|----|------|-----------------|------------------------|----------------------|-------------|----------------|---------------|------|
| 1 | | 5314.440 | 108.167 | 104.666 | N/A | N/A | 3.502 | AV |
| 2 | | 5350.000 | 45.229 | 41.382 | -8.771 | 54.000 | 3.847 | AV |
| 3 | * | 5352.560 | 45.733 | 41.849 | -8.267 | 54.000 | 3.885 | AV |

Note 1: " * ", means this data is the worst emission level.

Note 2: Measure Level (dBμV/m) = Reading Level (dBμV) + Factor (dB/m).

Note 3: Factor (dB/m) = Cable Loss (dB) + Antenna Factor (dB/m) - Pre_Amplifier Gain (dB).

| | |
|---|-----------------------|
| Site: WZ-AC2 | Test Date: 2023/02/28 |
| Limit: FCC_5G_RE(3m) | Engineer: Dick Shen |
| Probe: BBHA9120D_1457_1-18GHz | Polarity: Horizontal |
| EUT: AX6000 Dual-band WiFi Router | Power: AC 120V/60Hz |
| Test Mode: Transmit by 802.11a at 5500MHz | |



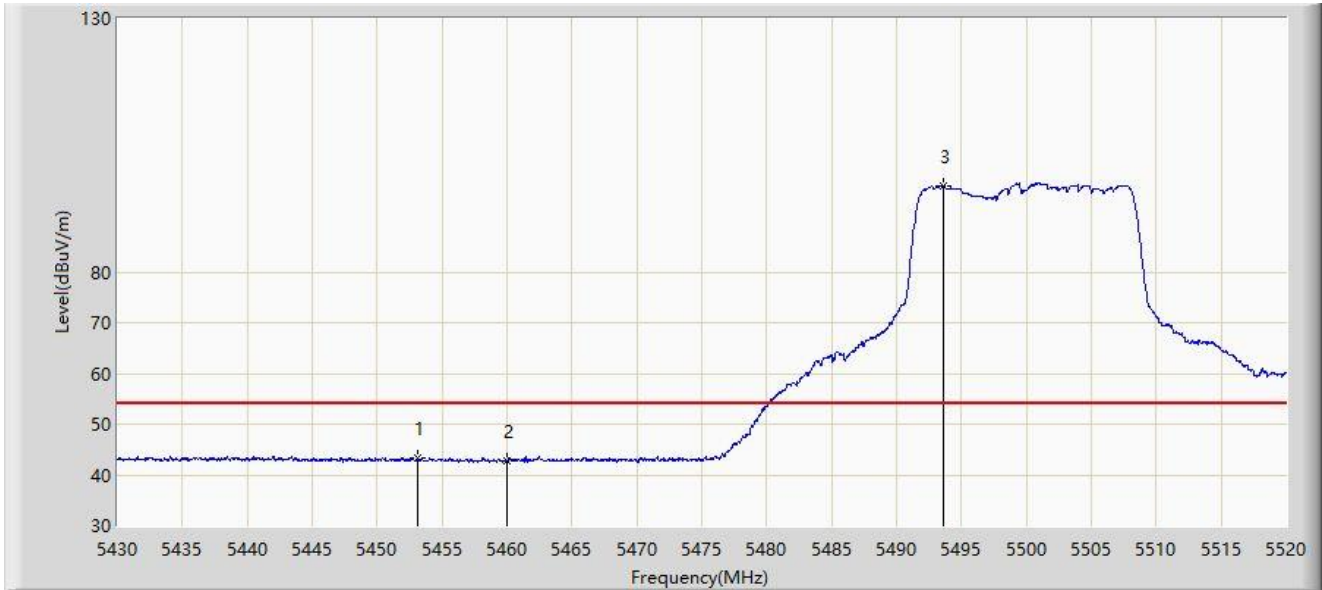
| No | Mark | Frequency (MHz) | Measure Level (dBμV/m) | Reading Level (dBμV) | Margin (dB) | Limit (dBμV/m) | Factor (dB/m) | Type |
|----|------|-----------------|------------------------|----------------------|-------------|----------------|---------------|------|
| 1 | | 5452.905 | 58.353 | 54.457 | -15.647 | 74.000 | 3.897 | PK |
| 2 | | 5460.000 | 54.017 | 50.189 | -19.983 | 74.000 | 3.828 | PK |
| 3 | * | 5466.450 | 57.903 | 54.103 | -10.297 | 68.200 | 3.801 | PK |
| 4 | | 5470.000 | 55.343 | 51.559 | -12.857 | 68.200 | 3.785 | PK |
| 5 | | 5499.255 | 106.090 | 102.054 | N/A | N/A | 4.035 | PK |

Note 1: " * ", means this data is the worst emission level.

Note 2: Measure Level (dBμV/m) = Reading Level (dBμV) + Factor (dB/m).

Note 3: Factor (dB/m) = Cable Loss (dB) + Antenna Factor (dB/m) - Pre_Amplifier Gain (dB).

| | |
|---|-----------------------|
| Site: WZ-AC2 | Test Date: 2023/02/28 |
| Limit: FCC_5G_RE(3m) | Engineer: Dick Shen |
| Probe: BBHA9120D_1457_1-18GHz | Polarity: Horizontal |
| EUT: AX6000 Dual-band WiFi Router | Power: AC 120V/60Hz |
| Test Mode: Transmit by 802.11a at 5500MHz | |



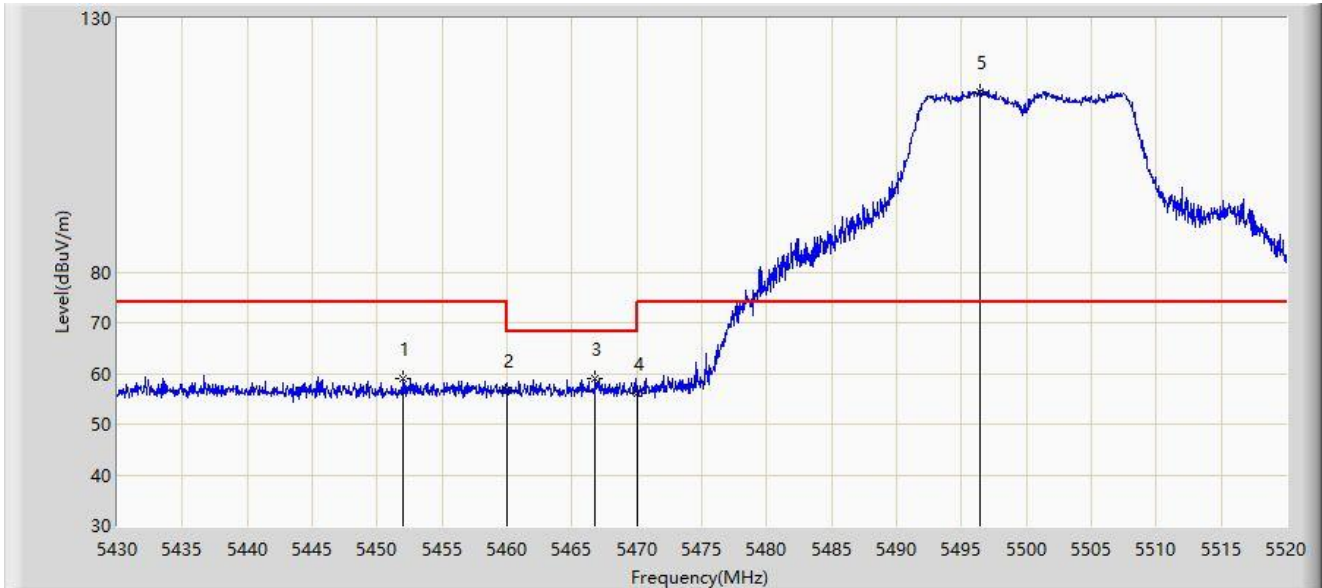
| No | Mark | Frequency (MHz) | Measure Level (dB μ V/m) | Reading Level (dB μ V) | Margin (dB) | Limit (dB μ V/m) | Factor (dB/m) | Type |
|----|------|-----------------|------------------------------|----------------------------|-------------|----------------------|---------------|------|
| 1 | * | 5453.130 | 43.217 | 39.326 | -10.783 | 54.000 | 3.890 | AV |
| 2 | | 5460.000 | 42.807 | 38.979 | -11.193 | 54.000 | 3.828 | AV |
| 3 | | 5493.630 | 96.995 | 93.055 | N/A | N/A | 3.940 | AV |

Note 1: " * ", means this data is the worst emission level.

Note 2: Measure Level (dB μ V/m) = Reading Level (dB μ V) + Factor (dB/m).

Note 3: Factor (dB/m) = Cable Loss (dB) + Antenna Factor (dB/m) - Pre_Amplifier Gain (dB).

| | |
|---|-----------------------|
| Site: WZ-AC2 | Test Date: 2023/02/28 |
| Limit: FCC_5G_RE(3m) | Engineer: Dick Shen |
| Probe: BBHA9120D_1457_1-18GHz | Polarity: Vertical |
| EUT: AX6000 Dual-band WiFi Router | Power: AC 120V/60Hz |
| Test Mode: Transmit by 802.11a at 5500MHz | |



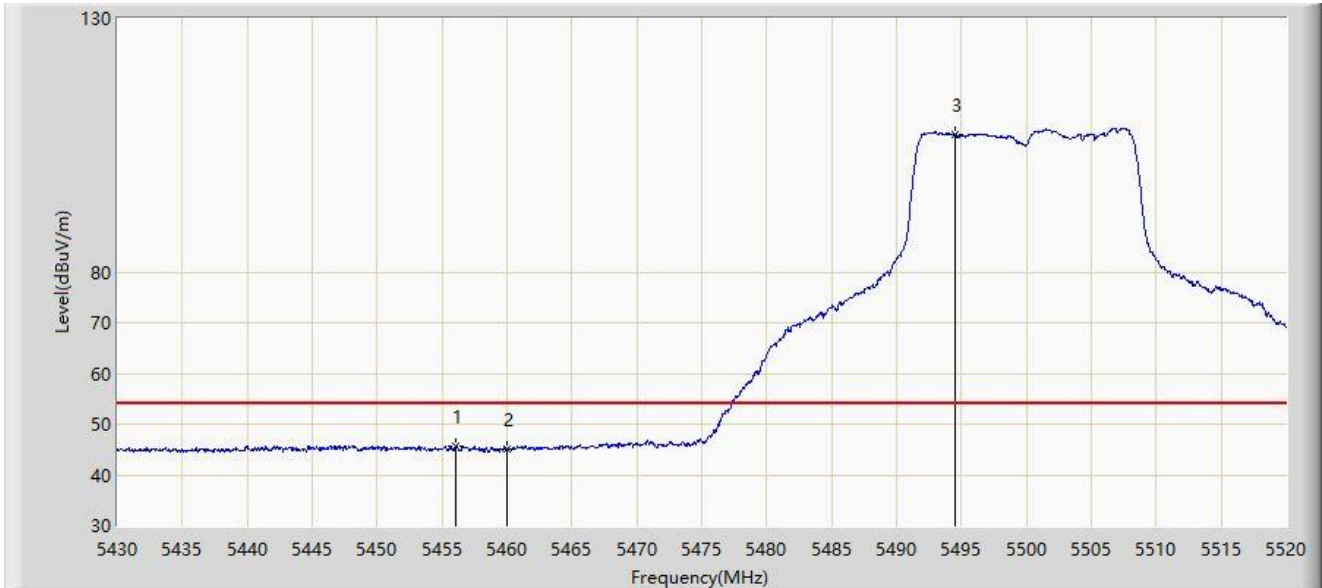
| No | Mark | Frequency (MHz) | Measure Level (dBμV/m) | Reading Level (dBμV) | Margin (dB) | Limit (dBμV/m) | Factor (dB/m) | Type |
|----|------|-----------------|------------------------|----------------------|-------------|----------------|---------------|------|
| 1 | | 5451.960 | 59.090 | 55.171 | -14.910 | 74.000 | 3.919 | PK |
| 2 | | 5460.000 | 56.638 | 52.810 | -17.362 | 74.000 | 3.828 | PK |
| 3 | * | 5466.810 | 59.032 | 55.234 | -9.168 | 68.200 | 3.798 | PK |
| 4 | | 5470.000 | 56.026 | 52.242 | -12.174 | 68.200 | 3.785 | PK |
| 5 | | 5496.420 | 115.645 | 111.658 | N/A | N/A | 3.987 | PK |

Note 1: " * ", means this data is the worst emission level.

Note 2: Measure Level (dBμV/m) = Reading Level (dBμV) + Factor (dB/m).

Note 3: Factor (dB/m) = Cable Loss (dB) + Antenna Factor (dB/m) - Pre_Amplifier Gain (dB).

| | |
|---|-----------------------|
| Site: WZ-AC2 | Test Date: 2023/02/28 |
| Limit: FCC_5G_RE(3m) | Engineer: Dick Shen |
| Probe: BBHA9120D_1457_1-18GHz | Polarity: Vertical |
| EUT: AX6000 Dual-band WiFi Router | Power: AC 120V/60Hz |
| Test Mode: Transmit by 802.11a at 5500MHz | |



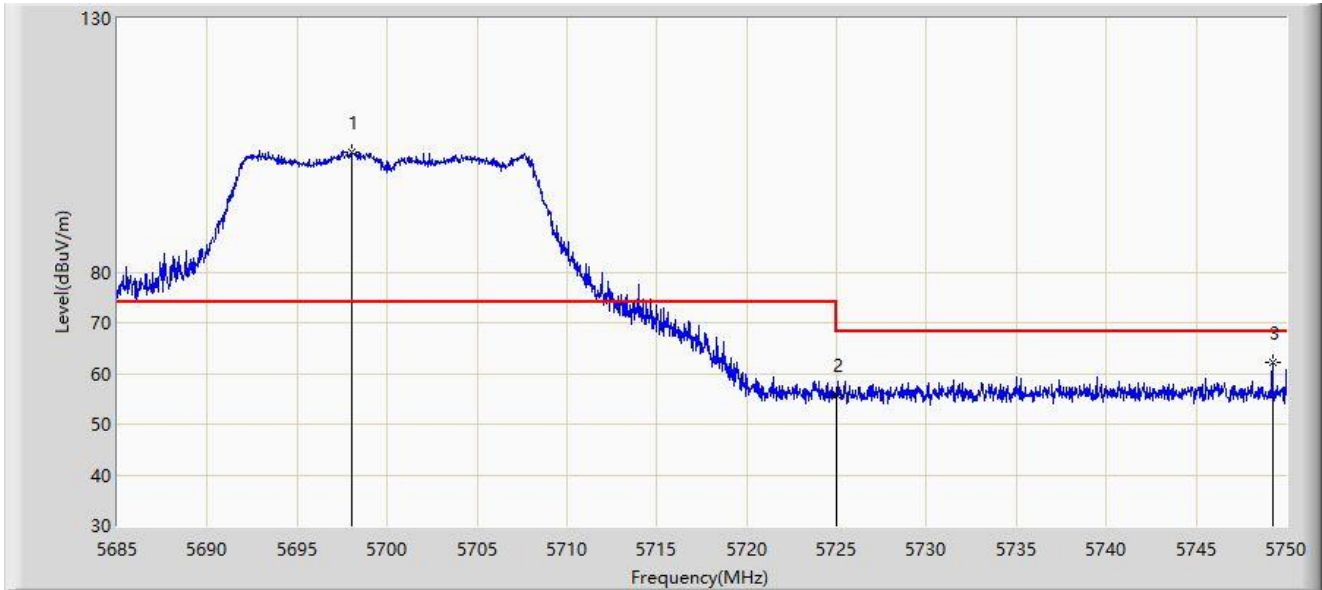
| No | Mark | Frequency (MHz) | Measure Level (dBμV/m) | Reading Level (dBμV) | Margin (dB) | Limit (dBμV/m) | Factor (dB/m) | Type |
|----|------|-----------------|------------------------|----------------------|-------------|----------------|---------------|------|
| 1 | * | 5456.100 | 45.720 | 41.870 | -8.280 | 54.000 | 3.850 | AV |
| 2 | | 5460.000 | 44.959 | 41.131 | -9.041 | 54.000 | 3.828 | AV |
| 3 | | 5494.485 | 107.185 | 103.230 | N/A | N/A | 3.954 | AV |

Note 1: " * ", means this data is the worst emission level.

Note 2: Measure Level (dBμV/m) = Reading Level (dBμV) + Factor (dB/m).

Note 3: Factor (dB/m) = Cable Loss (dB) + Antenna Factor (dB/m) - Pre_Amplifier Gain (dB).

| | |
|---|-----------------------|
| Site: WZ-AC2 | Test Date: 2023/02/28 |
| Limit: FCC_5G_RE(3m) | Engineer: Dick Shen |
| Probe: BBHA9120D_1457_1-18GHz | Polarity: Horizontal |
| EUT: AX6000 Dual-band WiFi Router | Power: AC 120V/60Hz |
| Test Mode: Transmit by 802.11a at 5700MHz | |



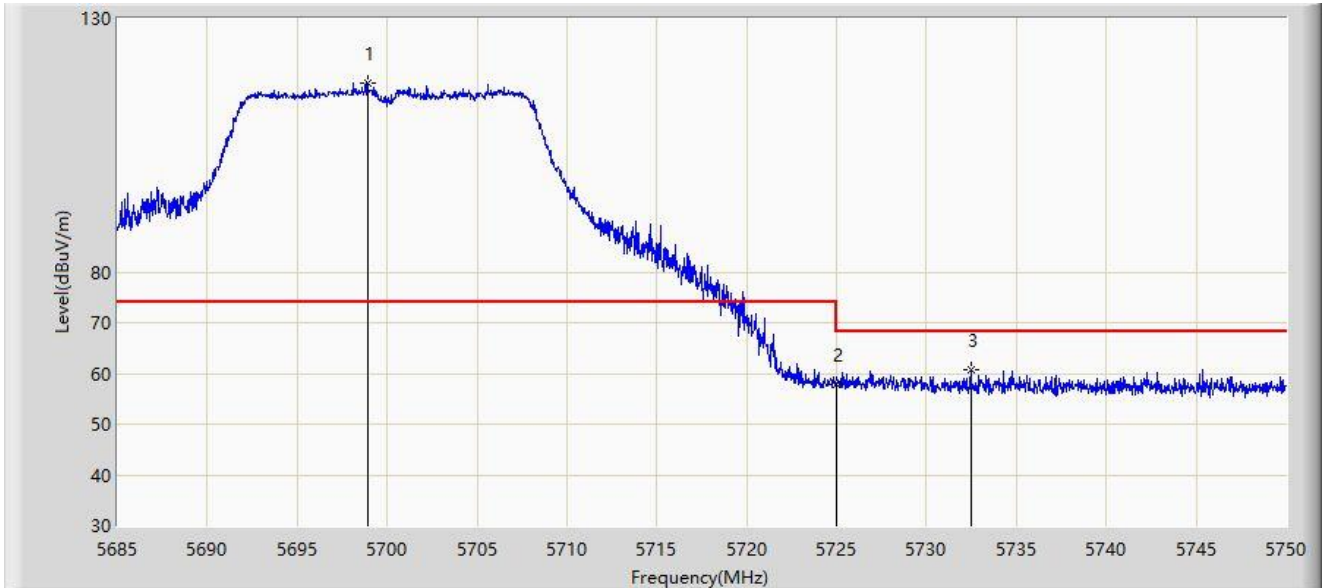
| No | Mark | Frequency (MHz) | Measure Level (dB μ V/m) | Reading Level (dB μ V) | Margin (dB) | Limit (dB μ V/m) | Factor (dB/m) | Type |
|----|------|-----------------|------------------------------|----------------------------|-------------|----------------------|---------------|------|
| 1 | | 5698.033 | 103.552 | 98.441 | N/A | N/A | 5.110 | PK |
| 2 | | 5725.000 | 55.867 | 50.391 | -12.333 | 68.200 | 5.476 | PK |
| 3 | * | 5749.252 | 62.221 | 56.699 | -5.979 | 68.200 | 5.522 | PK |

Note 1: " * ", means this data is the worst emission level.

Note 2: Measure Level (dB μ V/m) = Reading Level (dB μ V) + Factor (dB/m).

Note 3: Factor (dB/m) = Cable Loss (dB) + Antenna Factor (dB/m) - Pre_Amplifier Gain (dB).

| | |
|---|-----------------------|
| Site: WZ-AC2 | Test Date: 2023/02/28 |
| Limit: FCC_5G_RE(3m) | Engineer: Dick Shen |
| Probe: BBHA9120D_1457_1-18GHz | Polarity: Vertical |
| EUT: AX6000 Dual-band WiFi Router | Power: AC 120V/60Hz |
| Test Mode: Transmit by 802.11a at 5700MHz | |



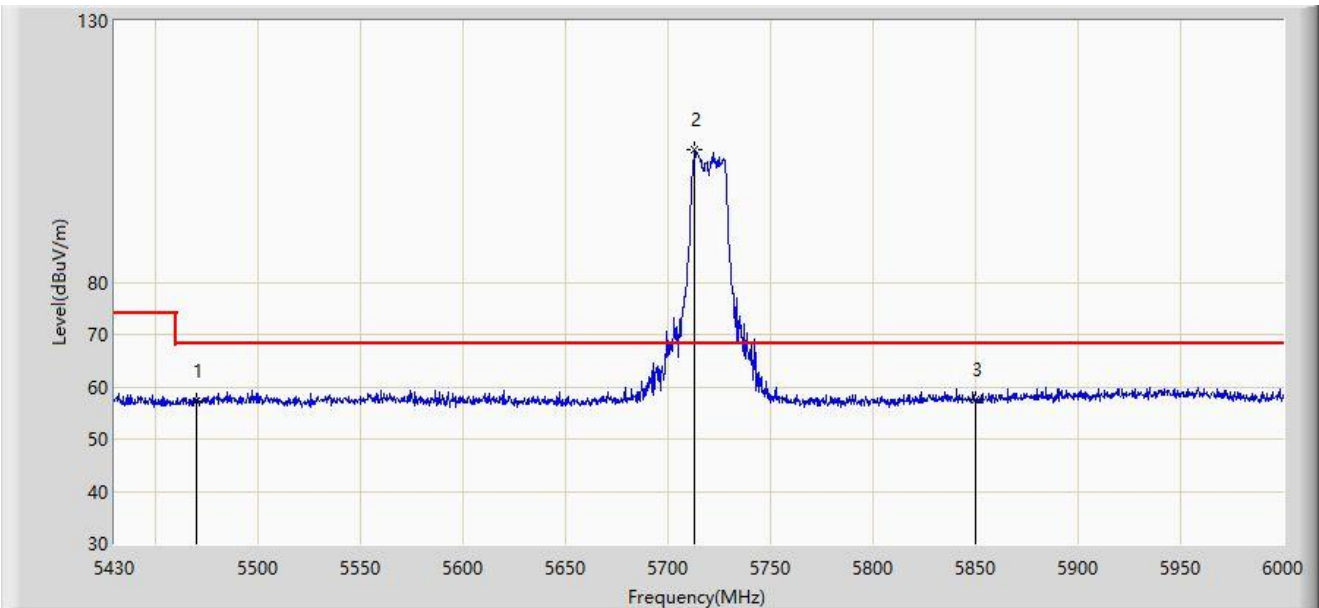
| No | Mark | Frequency (MHz) | Measure Level (dBμV/m) | Reading Level (dBμV) | Margin (dB) | Limit (dBμV/m) | Factor (dB/m) | Type |
|----|------|-----------------|------------------------|----------------------|-------------|----------------|---------------|------|
| 1 | | 5698.910 | 117.199 | 112.080 | N/A | N/A | 5.119 | PK |
| 2 | | 5725.000 | 57.780 | 52.304 | -10.420 | 68.200 | 5.476 | PK |
| 3 | * | 5732.450 | 60.800 | 55.268 | -7.400 | 68.200 | 5.532 | PK |

Note 1: " * ", means this data is the worst emission level.

Note 2: Measure Level (dBμV/m) = Reading Level (dBμV) + Factor (dB/m).

Note 3: Factor (dB/m) = Cable Loss (dB) + Antenna Factor (dB/m) - Pre_Amplifier Gain (dB).

| | |
|---|-----------------------|
| Site: NS-AC1 | Test Date: 2023/03/23 |
| Limit: FCC_Part 15.407_RE(3m) | Engineer: Ted Chen |
| Probe: Horn 3117_1-18GHz | Polarity: Horizontal |
| EUT: AX6000 Dual-band WiFi Router | Power: AC 120V/60Hz |
| Test Mode: Transmit by 802.11a at 5720MHz | |



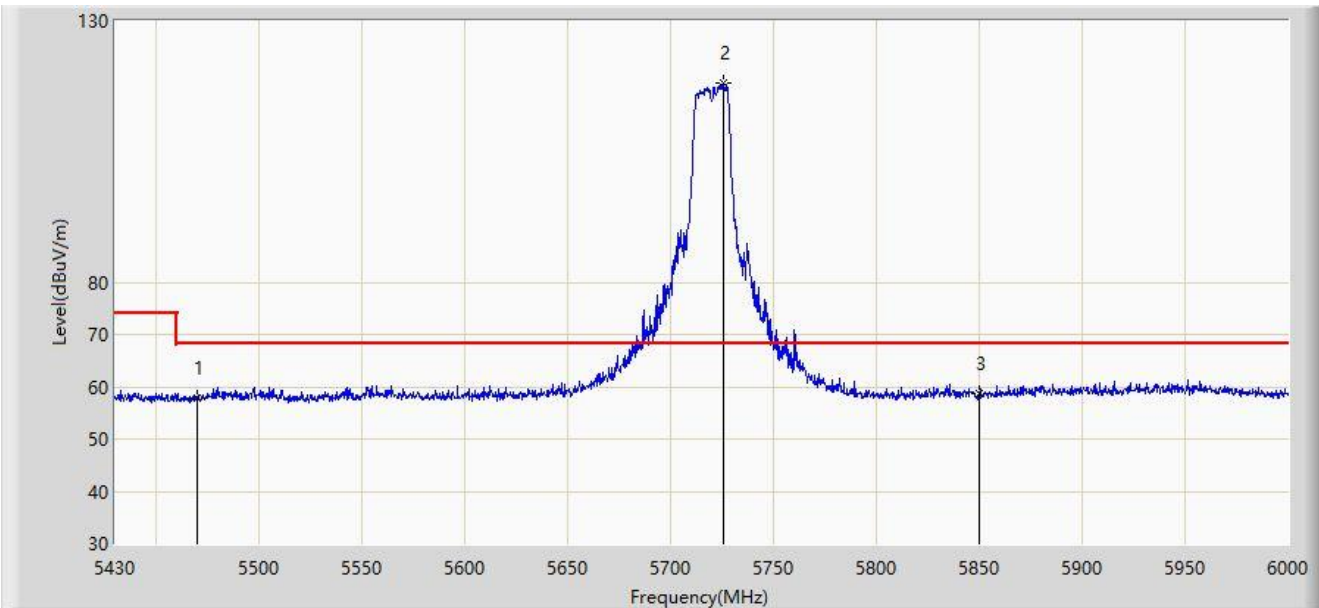
| No | Mark | Frequency (MHz) | Measure Level (dBμV/m) | Reading Level (dBμV) | Margin (dB) | Limit (dBμV/m) | Factor (dB/m) | Type |
|----|------|-----------------|------------------------|----------------------|-------------|----------------|---------------|------|
| 1 | | 5470.000 | 57.351 | 52.550 | -10.849 | 68.200 | 4.801 | PK |
| 2 | | 5713.005 | 105.277 | 99.998 | N/A | N/A | 5.278 | PK |
| 3 | * | 5850.000 | 57.433 | 51.549 | -10.767 | 68.200 | 5.885 | PK |

Note 1: " * ", means this data is the worst emission level.

Note 2: Measure Level (dBμV/m) = Reading Level (dBμV) + Factor (dB/m).

Note 3: Factor (dB/m) = Cable Loss (dB) + Antenna Factor (dB/m) - Pre_Amplifier Gain (dB).

| | |
|---|-----------------------|
| Site: NS-AC1 | Test Date: 2023/03/23 |
| Limit: FCC_Part 15.407_RE(3m) | Engineer: Ted Chen |
| Probe: Horn 3117_1-18GHz | Polarity: Vertical |
| EUT: AX6000 Dual-band WiFi Router | Power: AC 120V/60Hz |
| Test Mode: Transmit by 802.11a at 5720MHz | |



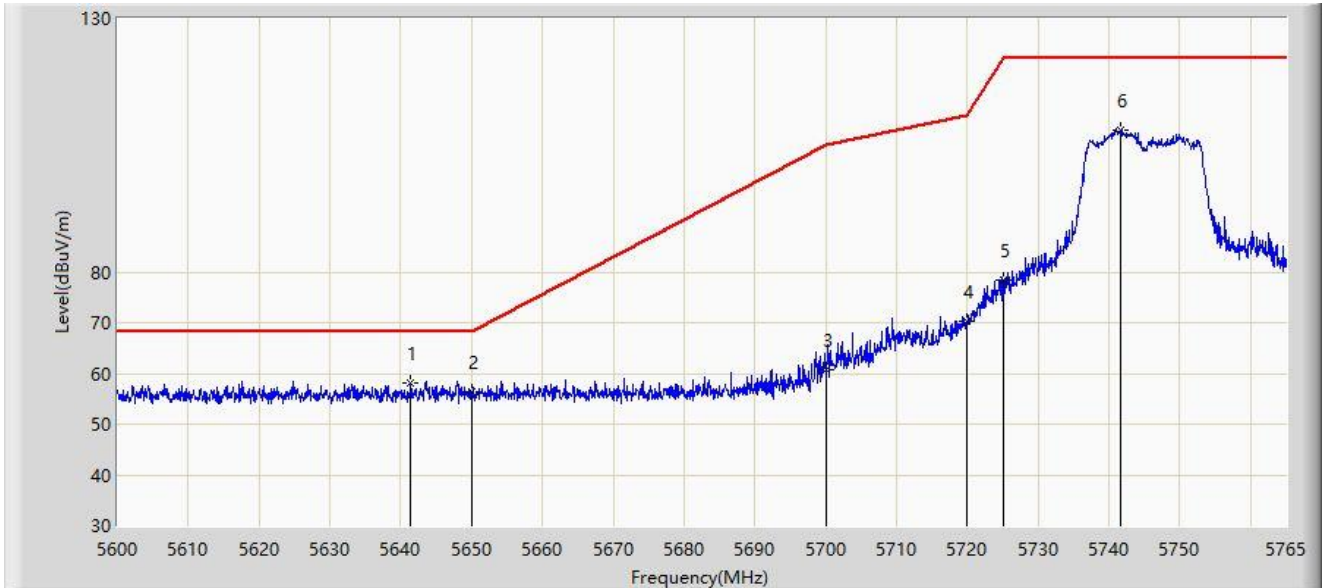
| No | Mark | Frequency (MHz) | Measure Level (dBuV/m) | Reading Level (dBuV) | Margin (dB) | Limit (dBuV/m) | Factor (dB/m) | Type |
|----|------|-----------------|------------------------|----------------------|-------------|----------------|---------------|------|
| 1 | | 5470.000 | 57.730 | 52.929 | -10.470 | 68.200 | 4.801 | PK |
| 2 | | 5725.545 | 118.011 | 112.649 | N/A | N/A | 5.362 | PK |
| 3 | * | 5850.000 | 58.745 | 52.861 | -9.455 | 68.200 | 5.885 | PK |

Note 1: " * ", means this data is the worst emission level.

Note 2: Measure Level (dBuV/m) = Reading Level (dBuV) + Factor (dB/m).

Note 3: Factor (dB/m) = Cable Loss (dB) + Antenna Factor (dB/m) - Pre_Amplifier Gain (dB).

| | |
|---|-----------------------|
| Site: WZ-AC2 | Test Date: 2023/02/28 |
| Limit: FCC_5.8G_RE(3m) | Engineer: Dick Shen |
| Probe: BBHA9120D_1457_1-18GHz | Polarity: Horizontal |
| EUT: AX6000 Dual-band WiFi Router | Power: AC 120V/60Hz |
| Test Mode: Transmit by 802.11a at 5745MHz | |



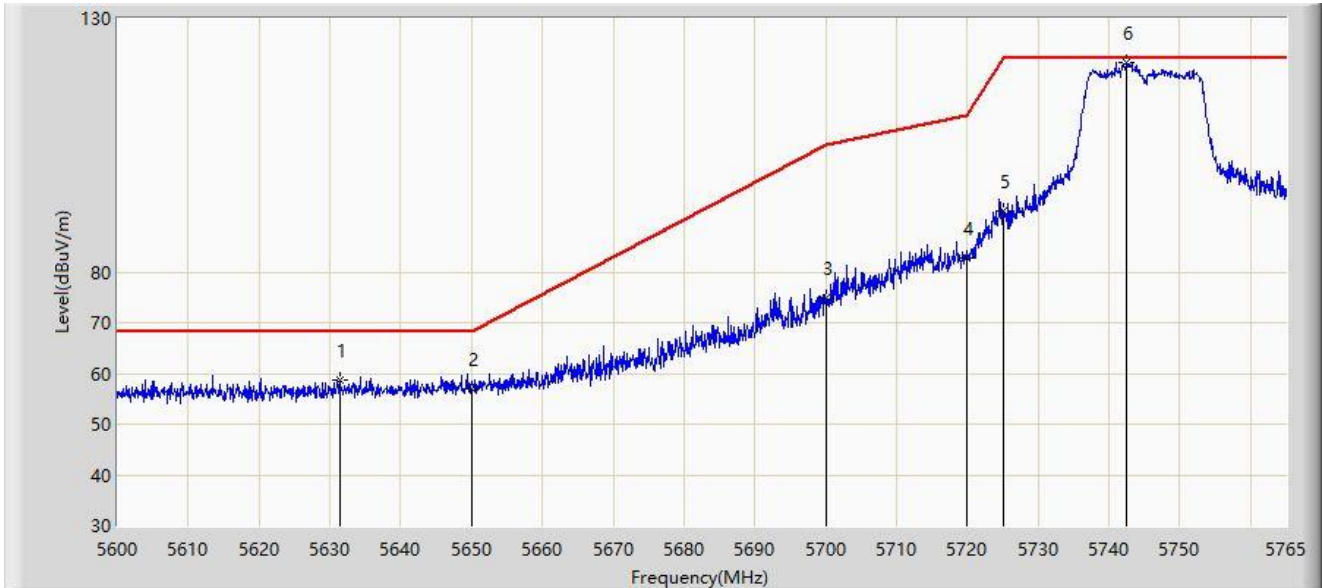
| No | Mark | Frequency (MHz) | Measure Level (dB μ V/m) | Reading Level (dB μ V) | Margin (dB) | Limit (dB μ V/m) | Factor (dB/m) | Type |
|----|------|-----------------|------------------------------|----------------------------|-------------|----------------------|---------------|------|
| 1 | * | 5641.415 | 58.049 | 53.014 | -10.151 | 68.200 | 5.035 | PK |
| 2 | | 5650.000 | 56.374 | 51.242 | -11.826 | 68.200 | 5.132 | PK |
| 3 | | 5700.000 | 60.797 | 55.669 | -44.403 | 105.200 | 5.129 | PK |
| 4 | | 5720.000 | 70.149 | 64.757 | -40.651 | 110.800 | 5.392 | PK |
| 5 | | 5725.000 | 78.289 | 72.813 | -43.911 | 122.200 | 5.476 | PK |
| 6 | | 5741.652 | 108.114 | 102.524 | N/A | N/A | 5.590 | PK |

Note 1: " * ", means this data is the worst emission level.

Note 2: Measure Level (dB μ V/m) = Reading Level (dB μ V) + Factor (dB/m).

Note 3: Factor (dB/m) = Cable Loss (dB) + Antenna Factor (dB/m) - Pre_Amplifier Gain (dB).

| | |
|---|-----------------------|
| Site: WZ-AC2 | Test Date: 2023/02/28 |
| Limit: FCC_5.8G_RE(3m) | Engineer: Dick Shen |
| Probe: BBHA9120D_1457_1-18GHz | Polarity: Vertical |
| EUT: AX6000 Dual-band WiFi Router | Power: AC 120V/60Hz |
| Test Mode: Transmit by 802.11a at 5745MHz | |



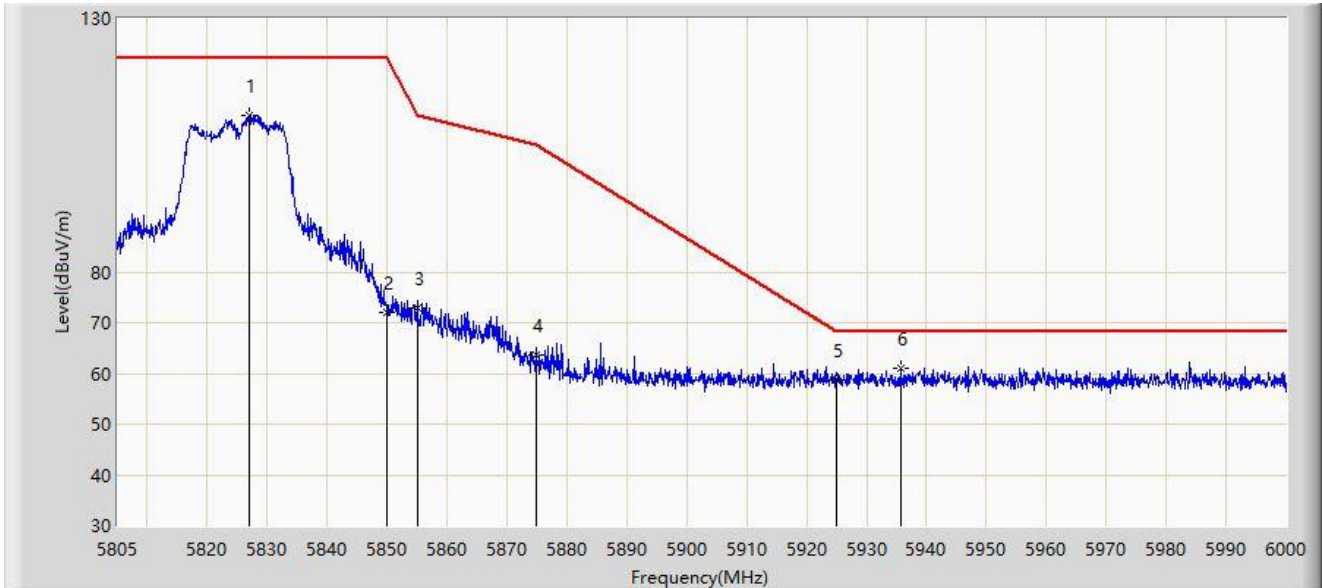
| No | Mark | Frequency (MHz) | Measure Level (dB μ V/m) | Reading Level (dB μ V) | Margin (dB) | Limit (dB μ V/m) | Factor (dB/m) | Type |
|----|------|-----------------|------------------------------|----------------------------|-------------|----------------------|---------------|------|
| 1 | | 5631.433 | 58.766 | 53.951 | -9.434 | 68.200 | 4.814 | PK |
| 2 | | 5650.000 | 56.858 | 51.726 | -11.342 | 68.200 | 5.132 | PK |
| 3 | | 5700.000 | 74.802 | 69.674 | -30.398 | 105.200 | 5.129 | PK |
| 4 | | 5720.000 | 82.819 | 77.427 | -27.981 | 110.800 | 5.392 | PK |
| 5 | | 5725.000 | 91.932 | 86.456 | -30.268 | 122.200 | 5.476 | PK |
| 6 | * | 5742.395 | 121.192 | 115.597 | -1.008 | 122.200 | 5.595 | PK |
| 7 | | 5822.745 | 123.354 | 117.755 | N/A | N/A | 5.599 | PK |

Note 1: " * ", means this data is the worst emission level.

Note 2: Measure Level (dB μ V/m) = Reading Level (dB μ V) + Factor (dB/m).

Note 3: Factor (dB/m) = Cable Loss (dB) + Antenna Factor (dB/m) - Pre_Amplifier Gain (dB).

| | |
|---|-----------------------|
| Site: WZ-AC2 | Test Date: 2023/02/28 |
| Limit: FCC_5.8G_RE(3m) | Engineer: Dick Shen |
| Probe: BBHA9120D_1457_1-18GHz | Polarity: Horizontal |
| EUT: AX6000 Dual-band WiFi Router | Power: AC 120V/60Hz |
| Test Mode: Transmit by 802.11a at 5825MHz | |



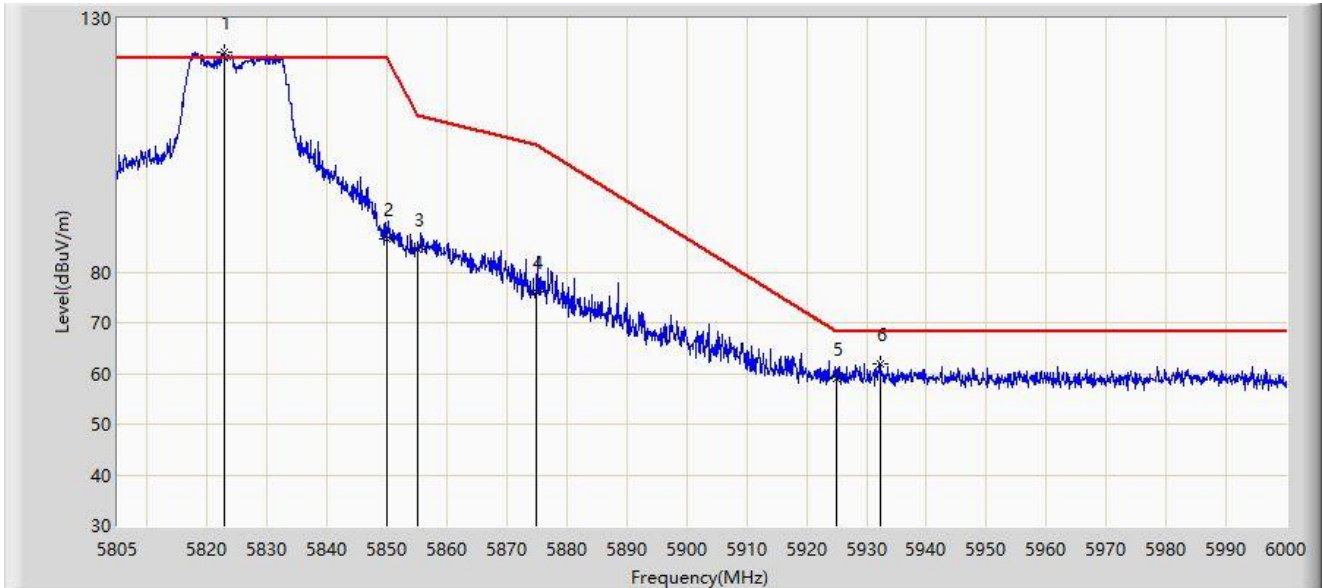
| No | Mark | Frequency (MHz) | Measure Level (dBμV/m) | Reading Level (dBμV) | Margin (dB) | Limit (dBμV/m) | Factor (dB/m) | Type |
|----|------|-----------------|------------------------|----------------------|-------------|----------------|---------------|------|
| 1 | | 5827.035 | 111.008 | 105.453 | N/A | N/A | 5.554 | PK |
| 2 | | 5850.000 | 72.108 | 66.398 | -50.092 | 122.200 | 5.710 | PK |
| 3 | | 5855.000 | 72.898 | 67.108 | -37.902 | 110.800 | 5.790 | PK |
| 4 | | 5875.000 | 63.721 | 57.808 | -41.479 | 105.200 | 5.913 | PK |
| 5 | | 5925.000 | 58.673 | 52.656 | -9.527 | 68.200 | 6.016 | PK |
| 6 | * | 5935.650 | 61.097 | 55.034 | -7.103 | 68.200 | 6.063 | PK |

Note 1: " * ", means this data is the worst emission level.

Note 2: Measure Level (dBμV/m) = Reading Level (dBμV) + Factor (dB/m).

Note 3: Factor (dB/m) = Cable Loss (dB) + Antenna Factor (dB/m) - Pre_Amplifier Gain (dB).

| | |
|---|-----------------------|
| Site: WZ-AC2 | Test Date: 2023/02/28 |
| Limit: FCC_5.8G_RE(3m) | Engineer: Dick Shen |
| Probe: BBHA9120D_1457_1-18GHz | Polarity: Vertical |
| EUT: AX6000 Dual-band WiFi Router | Power: AC 120V/60Hz |
| Test Mode: Transmit by 802.11a at 5825MHz | |



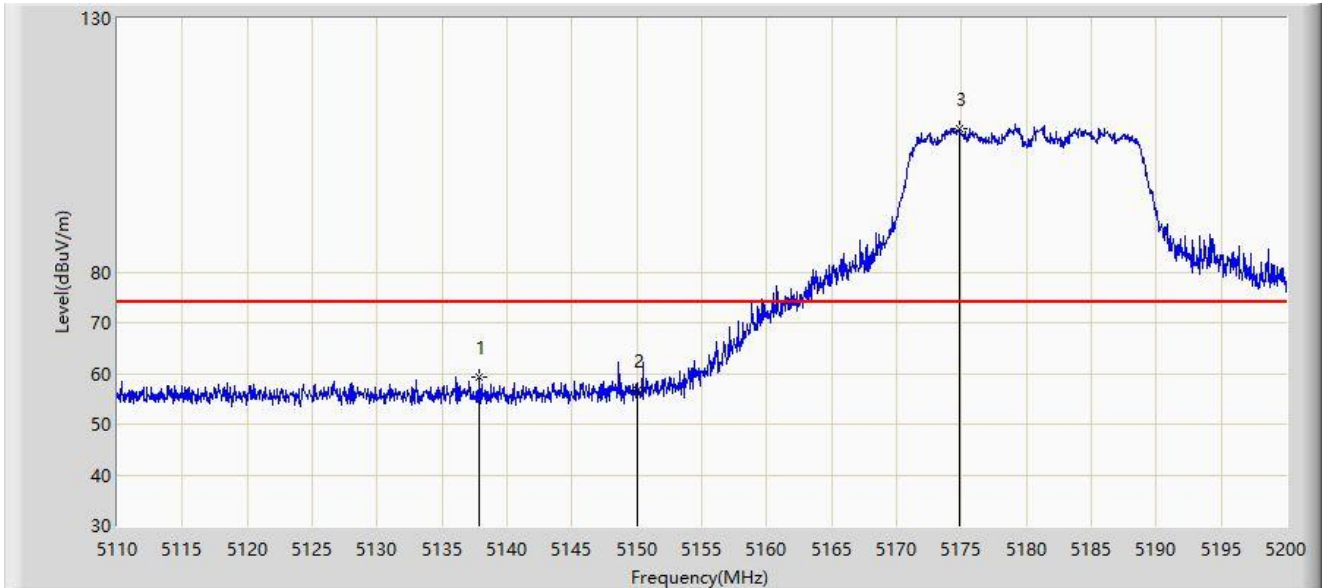
| No | Mark | Frequency (MHz) | Measure Level (dB μ V/m) | Reading Level (dB μ V) | Margin (dB) | Limit (dB μ V/m) | Factor (dB/m) | Type |
|----|------|-----------------|------------------------------|----------------------------|-------------|----------------------|---------------|------|
| 1 | | 5822.745 | 123.354 | 117.755 | N/A | N/A | 5.599 | PK |
| 2 | | 5850.000 | 86.640 | 80.930 | -35.560 | 122.200 | 5.710 | PK |
| 3 | | 5855.000 | 84.532 | 78.742 | -26.268 | 110.800 | 5.790 | PK |
| 4 | | 5875.000 | 76.201 | 70.288 | -28.999 | 105.200 | 5.913 | PK |
| 5 | | 5925.000 | 59.034 | 53.017 | -9.166 | 68.200 | 6.016 | PK |
| 6 | * | 5932.237 | 61.845 | 55.749 | -6.355 | 68.200 | 6.096 | PK |

Note 1: " * ", means this data is the worst emission level.

Note 2: Measure Level (dB μ V/m) = Reading Level (dB μ V) + Factor (dB/m).

Note 3: Factor (dB/m) = Cable Loss (dB) + Antenna Factor (dB/m) - Pre_Amplifier Gain (dB).

| | |
|--|-----------------------|
| Site: WZ-AC2 | Test Date: 2023/03/02 |
| Limit: FCC_5G_RE(3m) | Engineer: Dick Shen |
| Probe: BBHA9120D_1457_1-18GHz | Polarity: Horizontal |
| EUT: AX6000 Dual-band WiFi Router | Power: AC 120V/60Hz |
| Test Mode: Transmit by 802.11n-HT20 at 5180MHz | |



| No | Mark | Frequency (MHz) | Measure Level (dB μ V/m) | Reading Level (dB μ V) | Margin (dB) | Limit (dB μ V/m) | Factor (dB/m) | Type |
|----|------|-----------------|------------------------------|----------------------------|-------------|----------------------|---------------|------|
| 1 | * | 5137.810 | 59.254 | 55.084 | -14.746 | 74.000 | 4.170 | PK |
| 2 | | 5150.000 | 56.695 | 52.577 | -17.305 | 74.000 | 4.118 | PK |
| 3 | | 5174.800 | 108.255 | 104.433 | N/A | N/A | 3.822 | PK |

Note 1: " * ", means this data is the worst emission level.

Note 2: Measure Level (dB μ V/m) = Reading Level (dB μ V) + Factor (dB/m).

Note 3: Factor (dB/m) = Cable Loss (dB) + Antenna Factor (dB/m) - Pre_Amplifier Gain (dB).

| | |
|--|-----------------------|
| Site: WZ-AC2 | Test Date: 2023/03/02 |
| Limit: FCC_5G_RE(3m) | Engineer: Dick Shen |
| Probe: BBHA9120D_1457_1-18GHz | Polarity: Horizontal |
| EUT: AX6000 Dual-band WiFi Router | Power: AC 120V/60Hz |
| Test Mode: Transmit by 802.11n-HT20 at 5180MHz | |



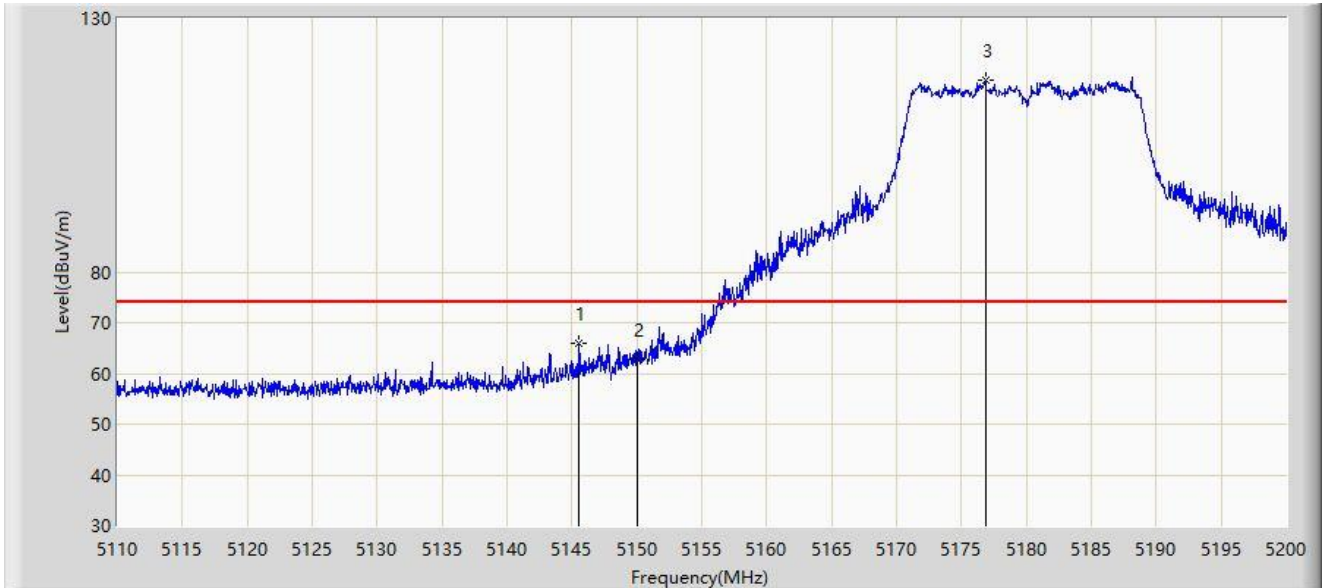
| No | Mark | Frequency (MHz) | Measure Level (dB μ V/m) | Reading Level (dB μ V) | Margin (dB) | Limit (dB μ V/m) | Factor (dB/m) | Type |
|----|------|-----------------|------------------------------|----------------------------|-------------|----------------------|---------------|------|
| 1 | | 5144.560 | 46.354 | 42.183 | -7.646 | 54.000 | 4.171 | AV |
| 2 | * | 5150.000 | 47.291 | 43.173 | -6.709 | 54.000 | 4.118 | AV |
| 3 | | 5174.665 | 102.229 | 98.407 | N/A | N/A | 3.821 | AV |

Note 1: " * ", means this data is the worst emission level.

Note 2: Measure Level (dB μ V/m) = Reading Level (dB μ V) + Factor (dB/m).

Note 3: Factor (dB/m) = Cable Loss (dB) + Antenna Factor (dB/m) - Pre_Amplifier Gain (dB).

| | |
|--|-----------------------|
| Site: WZ-AC2 | Test Date: 2023/03/02 |
| Limit: FCC_5G_RE(3m) | Engineer: Dick Shen |
| Probe: BBHA9120D_1457_1-18GHz | Polarity: Vertical |
| EUT: AX6000 Dual-band WiFi Router | Power: AC 120V/60Hz |
| Test Mode: Transmit by 802.11n-HT20 at 5180MHz | |



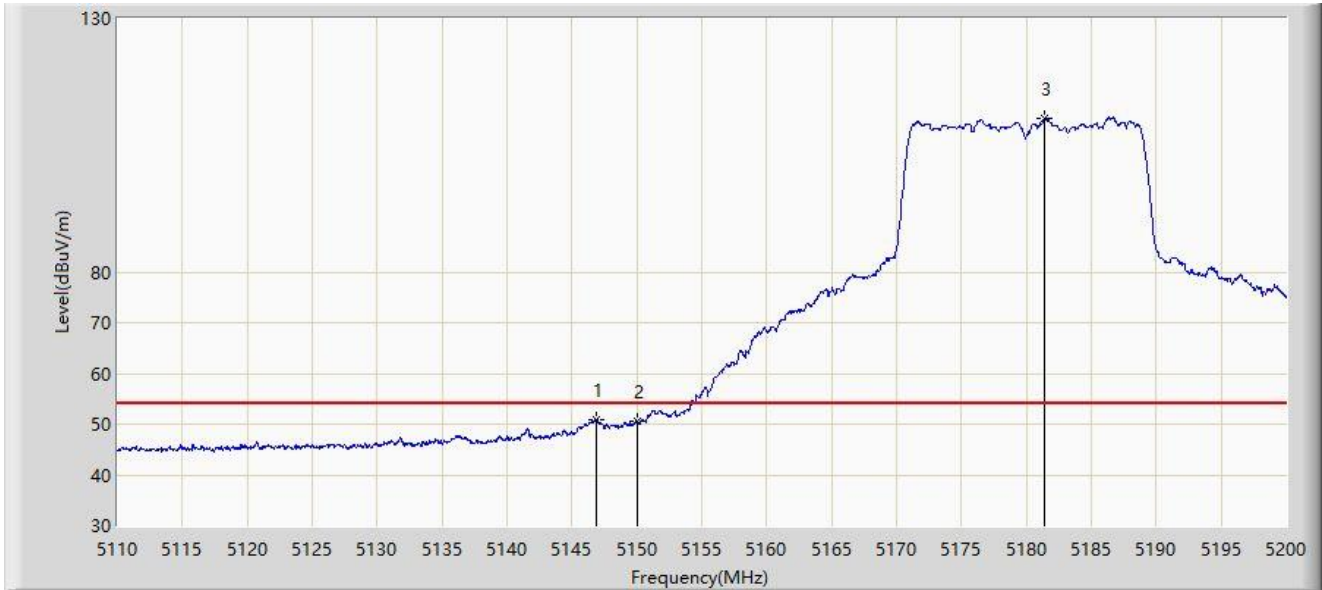
| No | Mark | Frequency (MHz) | Measure Level (dBμV/m) | Reading Level (dBμV) | Margin (dB) | Limit (dBμV/m) | Factor (dB/m) | Type |
|----|------|-----------------|------------------------|----------------------|-------------|----------------|---------------|------|
| 1 | * | 5145.550 | 65.815 | 61.644 | -8.185 | 74.000 | 4.172 | PK |
| 2 | | 5150.000 | 62.744 | 58.626 | -11.256 | 74.000 | 4.118 | PK |
| 3 | | 5176.825 | 117.733 | 113.910 | N/A | N/A | 3.822 | PK |

Note 1: " * ", means this data is the worst emission level.

Note 2: Measure Level (dBμV/m) = Reading Level (dBμV) + Factor (dB/m).

Note 3: Factor (dB/m) = Cable Loss (dB) + Antenna Factor (dB/m) - Pre_Amplifier Gain (dB).

| | |
|--|-----------------------|
| Site: WZ-AC2 | Test Date: 2023/03/02 |
| Limit: FCC_5G_RE(3m) | Engineer: Dick Shen |
| Probe: BBHA9120D_1457_1-18GHz | Polarity: Vertical |
| EUT: AX6000 Dual-band WiFi Router | Power: AC 120V/60Hz |
| Test Mode: Transmit by 802.11n-HT20 at 5180MHz | |



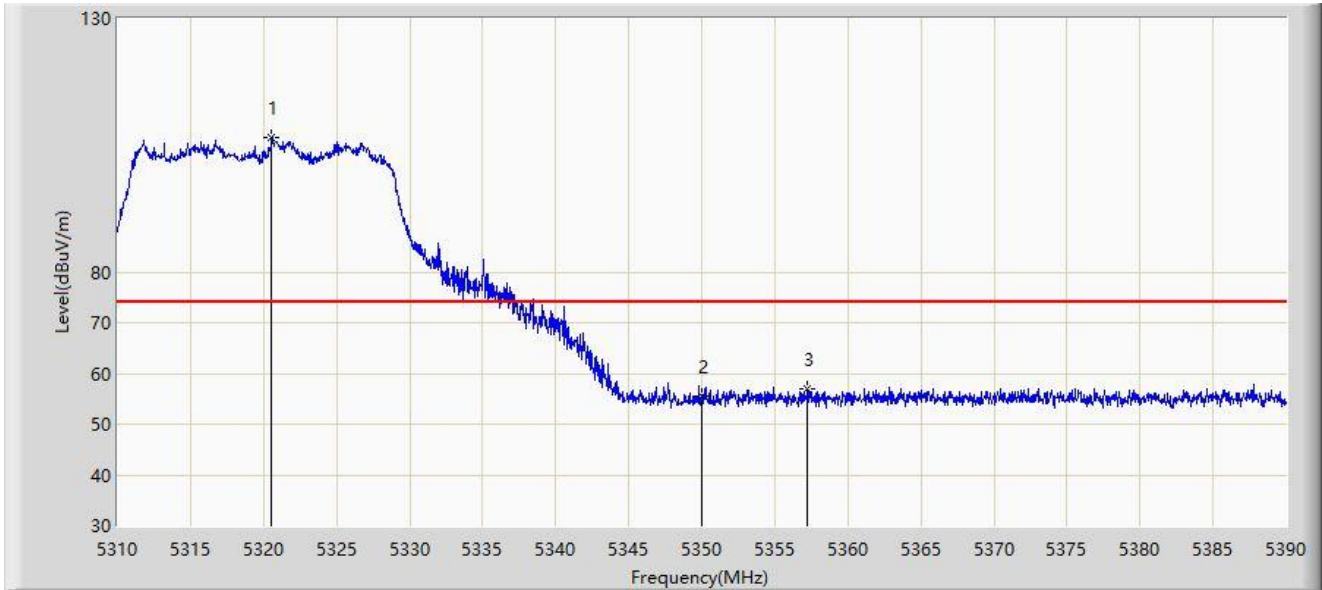
| No | Mark | Frequency (MHz) | Measure Level (dB μ V/m) | Reading Level (dB μ V) | Margin (dB) | Limit (dB μ V/m) | Factor (dB/m) | Type |
|----|------|-----------------|------------------------------|----------------------------|-------------|----------------------|---------------|------|
| 1 | * | 5146.900 | 50.843 | 46.672 | -3.157 | 54.000 | 4.171 | AV |
| 2 | | 5150.000 | 50.574 | 46.456 | -3.426 | 54.000 | 4.118 | AV |
| 3 | | 5181.415 | 110.292 | 106.467 | N/A | N/A | 3.825 | AV |

Note 1: " * ", means this data is the worst emission level.

Note 2: Measure Level (dB μ V/m) = Reading Level (dB μ V) + Factor (dB/m).

Note 3: Factor (dB/m) = Cable Loss (dB) + Antenna Factor (dB/m) - Pre_Amplifier Gain (dB).

| | |
|--|-----------------------|
| Site: WZ-AC2 | Test Date: 2023/02/28 |
| Limit: FCC_5G_RE(3m) | Engineer: Dick Shen |
| Probe: BBHA9120D_1457_1-18GHz | Polarity: Horizontal |
| EUT: AX6000 Dual-band WiFi Router | Power: AC 120V/60Hz |
| Test Mode: Transmit by 802.11n-HT20 at 5320MHz | |



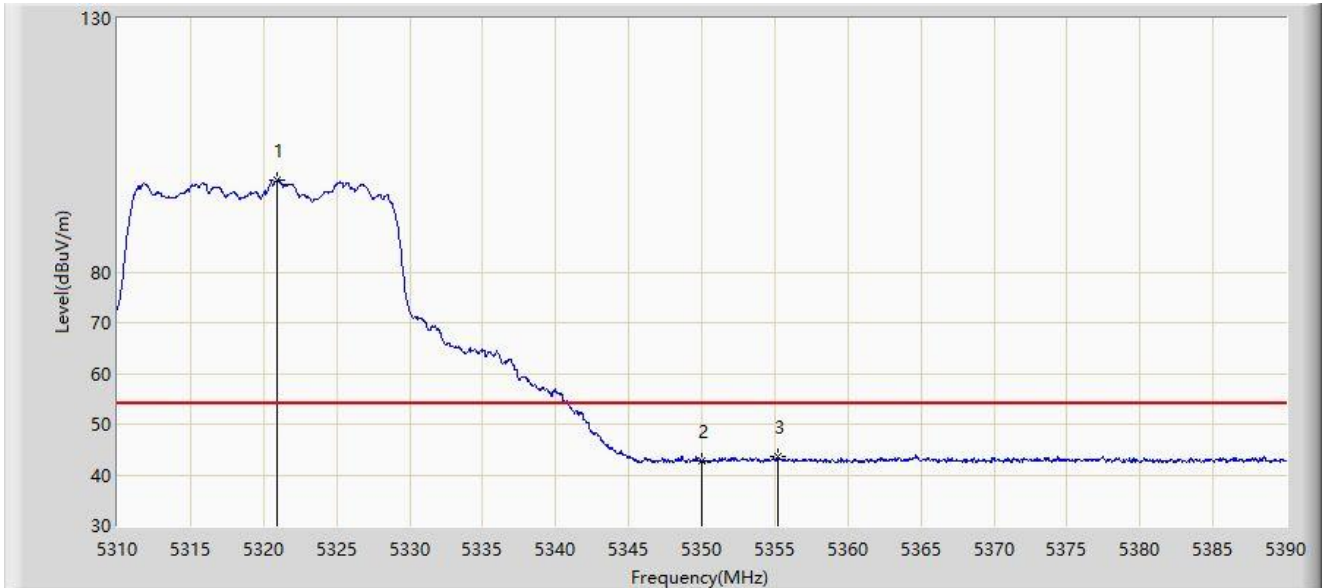
| No | Mark | Frequency (MHz) | Measure Level (dBμV/m) | Reading Level (dBμV) | Margin (dB) | Limit (dBμV/m) | Factor (dB/m) | Type |
|----|------|-----------------|------------------------|----------------------|-------------|----------------|---------------|------|
| 1 | | 5320.560 | 106.652 | 103.132 | N/A | N/A | 3.520 | PK |
| 2 | | 5350.000 | 55.546 | 51.699 | -18.454 | 74.000 | 3.847 | PK |
| 3 | * | 5357.240 | 56.876 | 52.973 | -17.124 | 74.000 | 3.903 | PK |

Note 1: " * ", means this data is the worst emission level.

Note 2: Measure Level (dBμV/m) = Reading Level (dBμV) + Factor (dB/m).

Note 3: Factor (dB/m) = Cable Loss (dB) + Antenna Factor (dB/m) - Pre_Amplifier Gain (dB).

| | |
|--|-----------------------|
| Site: WZ-AC2 | Test Date: 2023/02/28 |
| Limit: FCC_5G_RE(3m) | Engineer: Dick Shen |
| Probe: BBHA9120D_1457_1-18GHz | Polarity: Horizontal |
| EUT: AX6000 Dual-band WiFi Router | Power: AC 120V/60Hz |
| Test Mode: Transmit by 802.11n-HT20 at 5320MHz | |



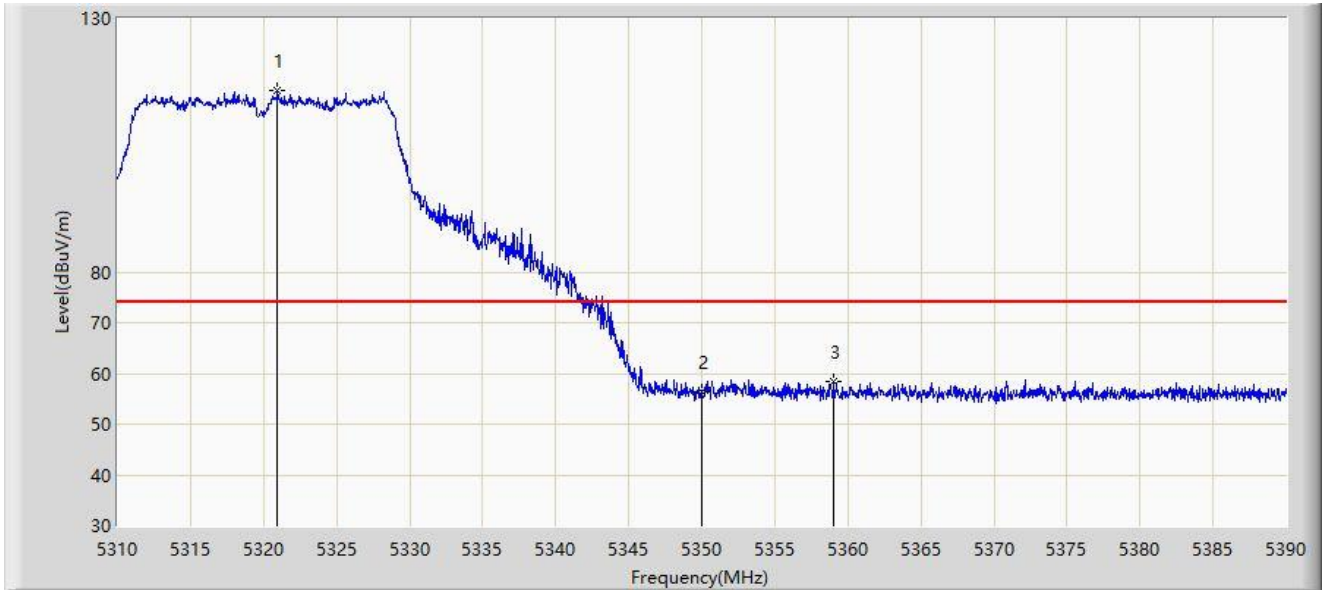
| No | Mark | Frequency (MHz) | Measure Level (dB μ V/m) | Reading Level (dB μ V) | Margin (dB) | Limit (dB μ V/m) | Factor (dB/m) | Type |
|----|------|-----------------|------------------------------|----------------------------|-------------|----------------------|---------------|------|
| 1 | | 5320.920 | 98.201 | 94.676 | N/A | N/A | 3.524 | AV |
| 2 | | 5350.000 | 42.728 | 38.881 | -11.272 | 54.000 | 3.847 | AV |
| 3 | * | 5355.240 | 43.550 | 39.655 | -10.450 | 54.000 | 3.895 | AV |

Note 1: " * ", means this data is the worst emission level.

Note 2: Measure Level (dB μ V/m) = Reading Level (dB μ V) + Factor (dB/m).

Note 3: Factor (dB/m) = Cable Loss (dB) + Antenna Factor (dB/m) - Pre_Amplifier Gain (dB).

| | |
|--|-----------------------|
| Site: WZ-AC2 | Test Date: 2023/02/28 |
| Limit: FCC_5G_RE(3m) | Engineer: Dick Shen |
| Probe: BBHA9120D_1457_1-18GHz | Polarity: Vertical |
| EUT: AX6000 Dual-band WiFi Router | Power: AC 120V/60Hz |
| Test Mode: Transmit by 802.11n-HT20 at 5320MHz | |



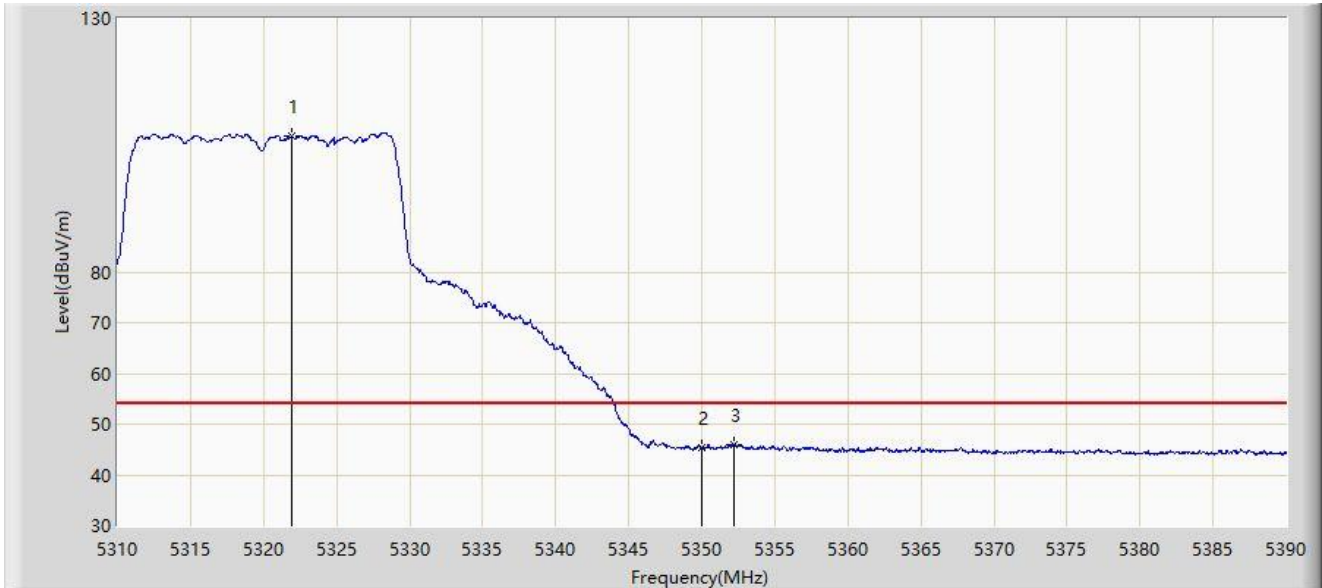
| No | Mark | Frequency (MHz) | Measure Level (dBμV/m) | Reading Level (dBμV) | Margin (dB) | Limit (dBμV/m) | Factor (dB/m) | Type |
|----|------|-----------------|------------------------|----------------------|-------------|----------------|---------------|------|
| 1 | | 5320.960 | 115.795 | 112.270 | N/A | N/A | 3.525 | PK |
| 2 | | 5350.000 | 56.422 | 52.575 | -17.578 | 74.000 | 3.847 | PK |
| 3 | * | 5359.040 | 58.457 | 54.547 | -15.543 | 74.000 | 3.910 | PK |

Note 1: " * ", means this data is the worst emission level.

Note 2: Measure Level (dBμV/m) = Reading Level (dBμV) + Factor (dB/m).

Note 3: Factor (dB/m) = Cable Loss (dB) + Antenna Factor (dB/m) - Pre_Amplifier Gain (dB).

| | |
|--|-----------------------|
| Site: WZ-AC2 | Test Date: 2023/02/28 |
| Limit: FCC_5G_RE(3m) | Engineer: Dick Shen |
| Probe: BBHA9120D_1457_1-18GHz | Polarity: Vertical |
| EUT: AX6000 Dual-band WiFi Router | Power: AC 120V/60Hz |
| Test Mode: Transmit by 802.11n-HT20 at 5320MHz | |



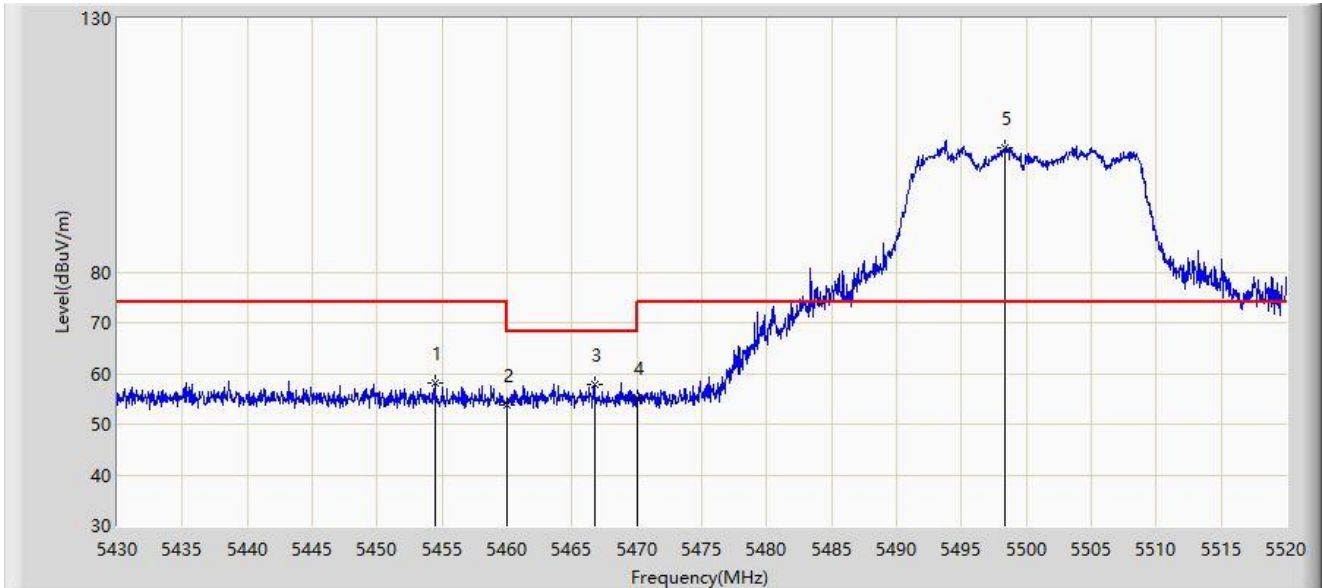
| No | Mark | Frequency (MHz) | Measure Level (dBμV/m) | Reading Level (dBμV) | Margin (dB) | Limit (dBμV/m) | Factor (dB/m) | Type |
|----|------|-----------------|------------------------|----------------------|-------------|----------------|---------------|------|
| 1 | | 5321.920 | 106.672 | 103.133 | N/A | N/A | 3.539 | AV |
| 2 | | 5350.000 | 45.491 | 41.644 | -8.509 | 54.000 | 3.847 | AV |
| 3 | * | 5352.240 | 46.055 | 42.172 | -7.945 | 54.000 | 3.884 | AV |

Note 1: " * ", means this data is the worst emission level.

Note 2: Measure Level (dBμV/m) = Reading Level (dBμV) + Factor (dB/m).

Note 3: Factor (dB/m) = Cable Loss (dB) + Antenna Factor (dB/m) - Pre_Amplifier Gain (dB).

| | |
|--|-----------------------|
| Site: WZ-AC2 | Test Date: 2023/02/28 |
| Limit: FCC_5G_RE(3m) | Engineer: Dick Shen |
| Probe: BBHA9120D_1457_1-18GHz | Polarity: Horizontal |
| EUT: AX6000 Dual-band WiFi Router | Power: AC 120V/60Hz |
| Test Mode: Transmit by 802.11n-HT20 at 5500MHz | |



| No | Mark | Frequency (MHz) | Measure Level (dBμV/m) | Reading Level (dBμV) | Margin (dB) | Limit (dBμV/m) | Factor (dB/m) | Type |
|----|------|-----------------|------------------------|----------------------|-------------|----------------|---------------|------|
| 1 | | 5454.480 | 58.100 | 54.235 | -15.900 | 74.000 | 3.865 | PK |
| 2 | | 5460.000 | 53.701 | 49.873 | -20.299 | 74.000 | 3.828 | PK |
| 3 | * | 5466.720 | 57.871 | 54.072 | -10.329 | 68.200 | 3.799 | PK |
| 4 | | 5470.000 | 55.184 | 51.400 | -13.016 | 68.200 | 3.785 | PK |
| 5 | | 5498.355 | 104.493 | 100.473 | N/A | N/A | 4.021 | PK |

Note 1: " * ", means this data is the worst emission level.

Note 2: Measure Level (dBμV/m) = Reading Level (dBμV) + Factor (dB/m).

Note 3: Factor (dB/m) = Cable Loss (dB) + Antenna Factor (dB/m) - Pre_Amplifier Gain (dB).

| | |
|--|-----------------------|
| Site: WZ-AC2 | Test Date: 2023/02/28 |
| Limit: FCC_5G_RE(3m) | Engineer: Dick Shen |
| Probe: BBHA9120D_1457_1-18GHz | Polarity: Horizontal |
| EUT: AX6000 Dual-band WiFi Router | Power: AC 120V/60Hz |
| Test Mode: Transmit by 802.11n-HT20 at 5500MHz | |



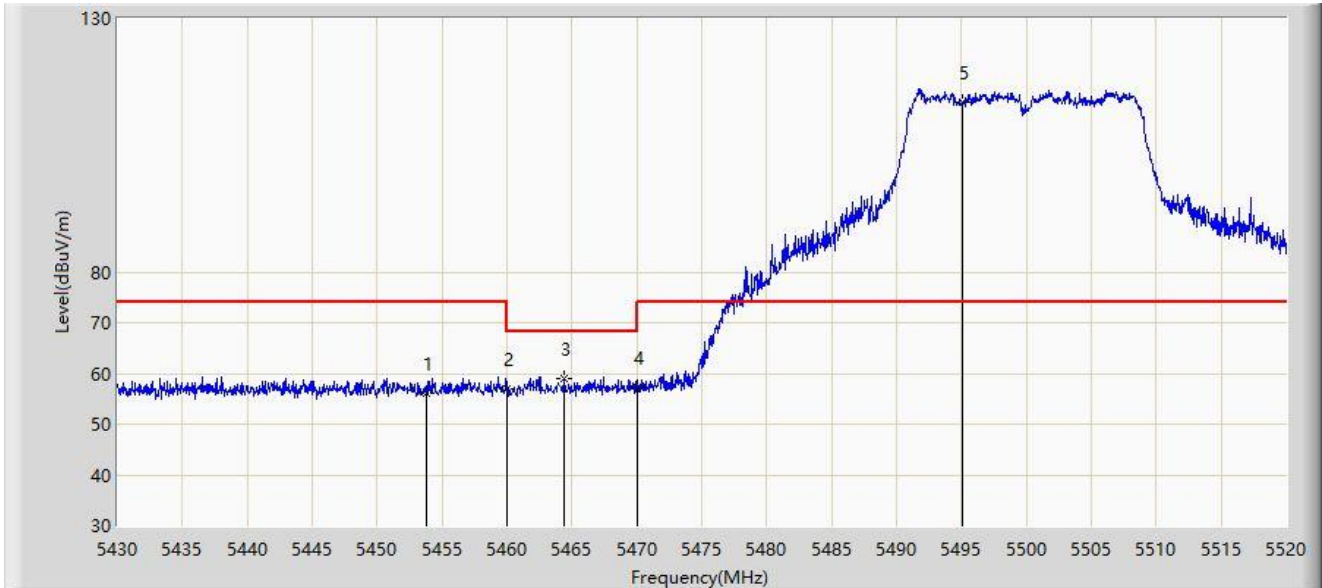
| No | Mark | Frequency (MHz) | Measure Level (dB μ V/m) | Reading Level (dB μ V) | Margin (dB) | Limit (dB μ V/m) | Factor (dB/m) | Type |
|----|------|-----------------|------------------------------|----------------------------|-------------|----------------------|---------------|------|
| 1 | * | 5453.805 | 43.557 | 39.682 | -10.443 | 54.000 | 3.875 | AV |
| 2 | | 5460.000 | 43.294 | 39.466 | -10.706 | 54.000 | 3.828 | AV |
| 3 | | 5498.445 | 97.555 | 93.533 | N/A | N/A | 4.022 | AV |

Note 1: " * ", means this data is the worst emission level.

Note 2: Measure Level (dB μ V/m) = Reading Level (dB μ V) + Factor (dB/m).

Note 3: Factor (dB/m) = Cable Loss (dB) + Antenna Factor (dB/m) - Pre_Amplifier Gain (dB).

| | |
|--|-----------------------|
| Site: WZ-AC2 | Test Date: 2023/02/28 |
| Limit: FCC_5G_RE(3m) | Engineer: Dick Shen |
| Probe: BBHA9120D_1457_1-18GHz | Polarity: Vertical |
| EUT: AX6000 Dual-band WiFi Router | Power: AC 120V/60Hz |
| Test Mode: Transmit by 802.11n-HT20 at 5500MHz | |



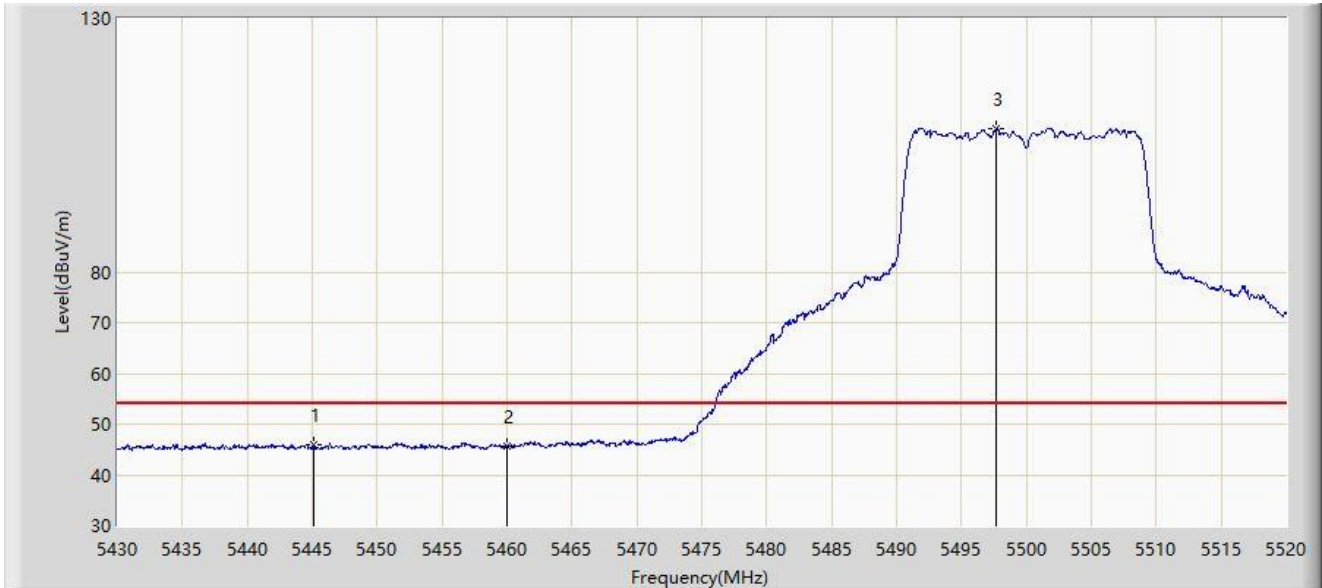
| No | Mark | Frequency (MHz) | Measure Level (dBμV/m) | Reading Level (dBμV) | Margin (dB) | Limit (dBμV/m) | Factor (dB/m) | Type |
|----|------|-----------------|------------------------|----------------------|-------------|----------------|---------------|------|
| 1 | | 5453.760 | 55.980 | 52.104 | -18.020 | 74.000 | 3.876 | PK |
| 2 | | 5460.000 | 56.948 | 53.120 | -17.052 | 74.000 | 3.828 | PK |
| 3 | * | 5464.425 | 58.918 | 55.109 | -9.282 | 68.200 | 3.809 | PK |
| 4 | | 5470.000 | 57.230 | 53.446 | -10.970 | 68.200 | 3.785 | PK |
| 5 | | 5495.025 | 113.494 | 109.530 | N/A | N/A | 3.964 | PK |

Note 1: " * ", means this data is the worst emission level.

Note 2: Measure Level (dBμV/m) = Reading Level (dBμV) + Factor (dB/m).

Note 3: Factor (dB/m) = Cable Loss (dB) + Antenna Factor (dB/m) - Pre_Amplifier Gain (dB).

| | |
|--|-----------------------|
| Site: WZ-AC2 | Test Date: 2023/02/28 |
| Limit: FCC_5G_RE(3m) | Engineer: Dick Shen |
| Probe: BBHA9120D_1457_1-18GHz | Polarity: Vertical |
| EUT: AX6000 Dual-band WiFi Router | Power: AC 120V/60Hz |
| Test Mode: Transmit by 802.11n-HT20 at 5500MHz | |



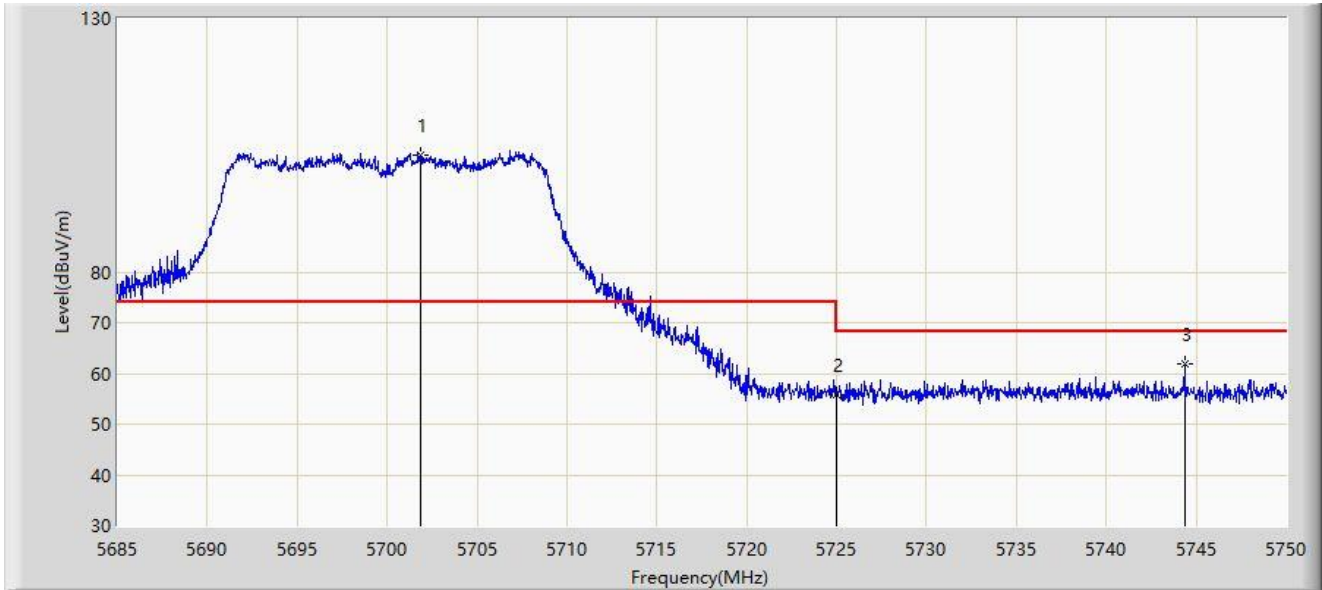
| No | Mark | Frequency (MHz) | Measure Level (dB μ V/m) | Reading Level (dB μ V) | Margin (dB) | Limit (dB μ V/m) | Factor (dB/m) | Type |
|----|------|-----------------|------------------------------|----------------------------|-------------|----------------------|---------------|------|
| 1 | * | 5445.120 | 46.037 | 41.952 | -7.963 | 54.000 | 4.085 | AV |
| 2 | | 5460.000 | 45.650 | 41.822 | -8.350 | 54.000 | 3.828 | AV |
| 3 | | 5497.680 | 108.139 | 104.130 | N/A | N/A | 4.008 | AV |

Note 1: " * ", means this data is the worst emission level.

Note 2: Measure Level (dB μ V/m) = Reading Level (dB μ V) + Factor (dB/m).

Note 3: Factor (dB/m) = Cable Loss (dB) + Antenna Factor (dB/m) - Pre_Amplifier Gain (dB).

| | |
|--|-----------------------|
| Site: WZ-AC2 | Test Date: 2023/02/28 |
| Limit: FCC_5G_RE(3m) | Engineer: Dick Shen |
| Probe: BBHA9120D_1457_1-18GHz | Polarity: Horizontal |
| EUT: AX6000 Dual-band WiFi Router | Power: AC 120V/60Hz |
| Test Mode: Transmit by 802.11n-HT20 at 5700MHz | |



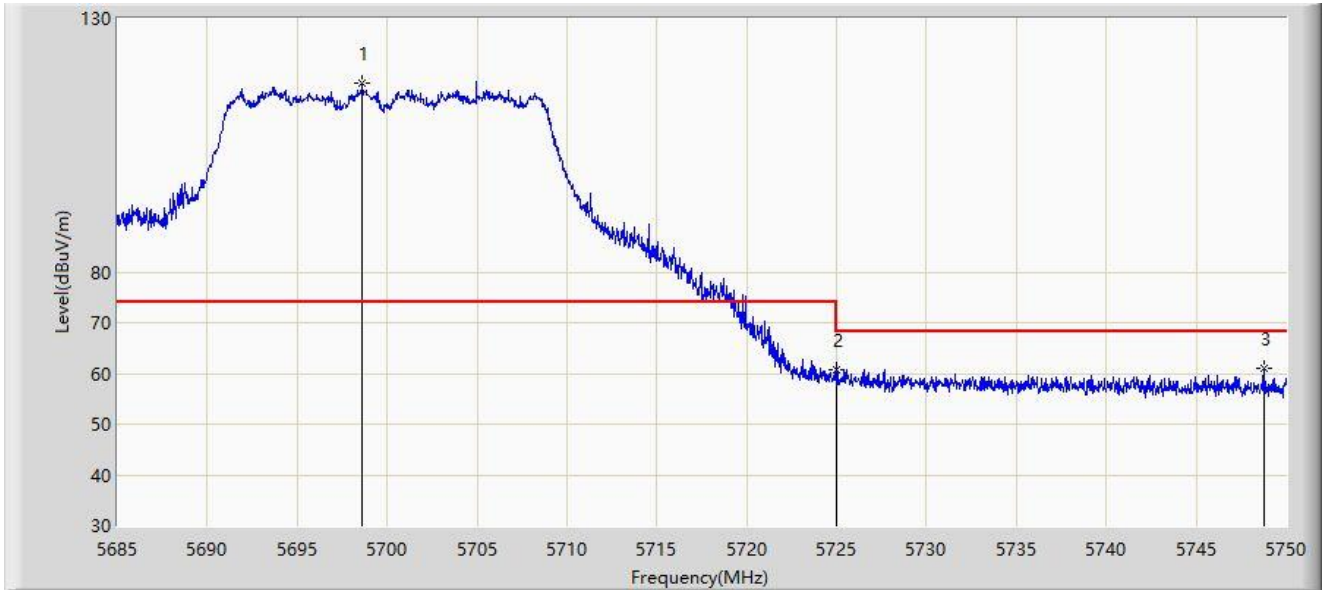
| No | Mark | Frequency (MHz) | Measure Level (dB μ V/m) | Reading Level (dB μ V) | Margin (dB) | Limit (dB μ V/m) | Factor (dB/m) | Type |
|----|------|-----------------|------------------------------|----------------------------|-------------|----------------------|---------------|------|
| 1 | | 5701.868 | 103.167 | 98.022 | N/A | N/A | 5.145 | PK |
| 2 | | 5725.000 | 55.864 | 50.388 | -12.336 | 68.200 | 5.476 | PK |
| 3 | * | 5744.345 | 61.895 | 56.304 | -6.305 | 68.200 | 5.591 | PK |

Note 1: " * ", means this data is the worst emission level.

Note 2: Measure Level (dB μ V/m) = Reading Level (dB μ V) + Factor (dB/m).

Note 3: Factor (dB/m) = Cable Loss (dB) + Antenna Factor (dB/m) - Pre_Amplifier Gain (dB).

| | |
|--|-----------------------|
| Site: WZ-AC2 | Test Date: 2023/02/28 |
| Limit: FCC_5G_RE(3m) | Engineer: Dick Shen |
| Probe: BBHA9120D_1457_1-18GHz | Polarity: Vertical |
| EUT: AX6000 Dual-band WiFi Router | Power: AC 120V/60Hz |
| Test Mode: Transmit by 802.11n-HT20 at 5700MHz | |



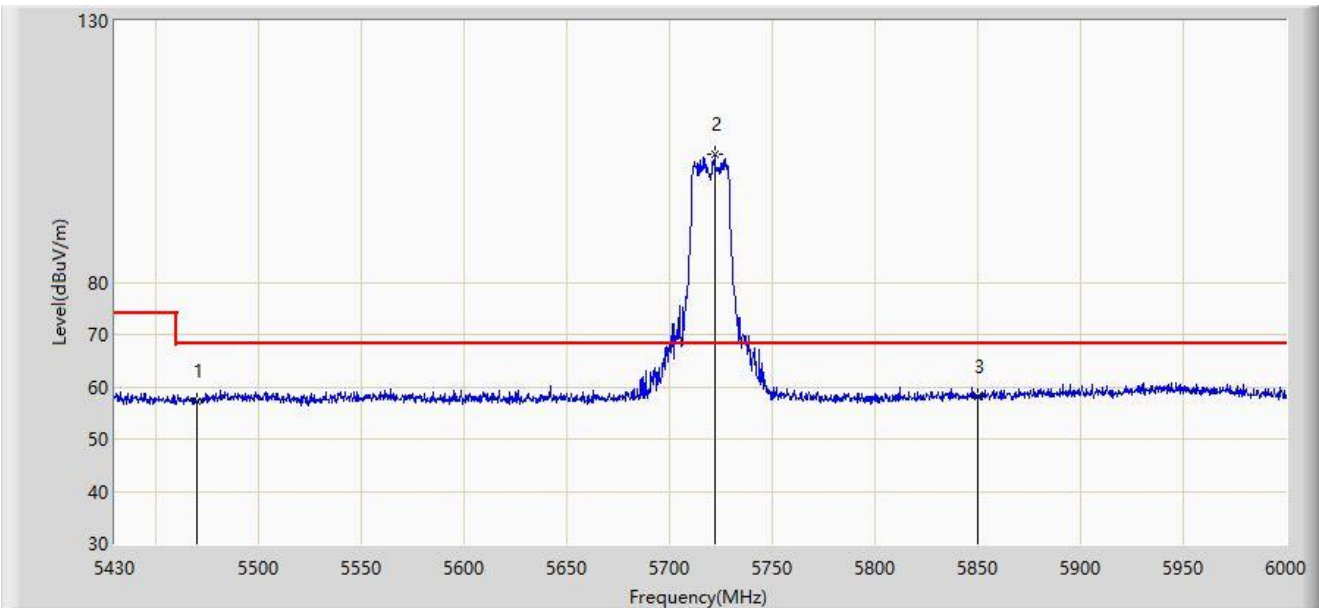
| No | Mark | Frequency (MHz) | Measure Level (dB μ V/m) | Reading Level (dB μ V) | Margin (dB) | Limit (dB μ V/m) | Factor (dB/m) | Type |
|----|------|-----------------|------------------------------|----------------------------|-------------|----------------------|---------------|------|
| 1 | | 5698.618 | 117.169 | 112.053 | N/A | N/A | 5.116 | PK |
| 2 | | 5725.000 | 60.700 | 55.224 | -7.500 | 68.200 | 5.476 | PK |
| 3 | * | 5748.765 | 61.132 | 55.603 | -7.068 | 68.200 | 5.530 | PK |

Note 1: " * ", means this data is the worst emission level.

Note 2: Measure Level (dB μ V/m) = Reading Level (dB μ V) + Factor (dB/m).

Note 3: Factor (dB/m) = Cable Loss (dB) + Antenna Factor (dB/m) - Pre_Amplifier Gain (dB).

| | |
|--|-----------------------|
| Site: NS-AC1 | Test Date: 2023/03/23 |
| Limit: FCC_Part 15.407_RE(3m) | Engineer: Ted Chen |
| Probe: Horn 3117_1-18GHz | Polarity: Horizontal |
| EUT: AX6000 Dual-band WiFi Router | Power: AC 120V/60Hz |
| Test Mode: Transmit by 802.11n-HT20 at 5720MHz | |



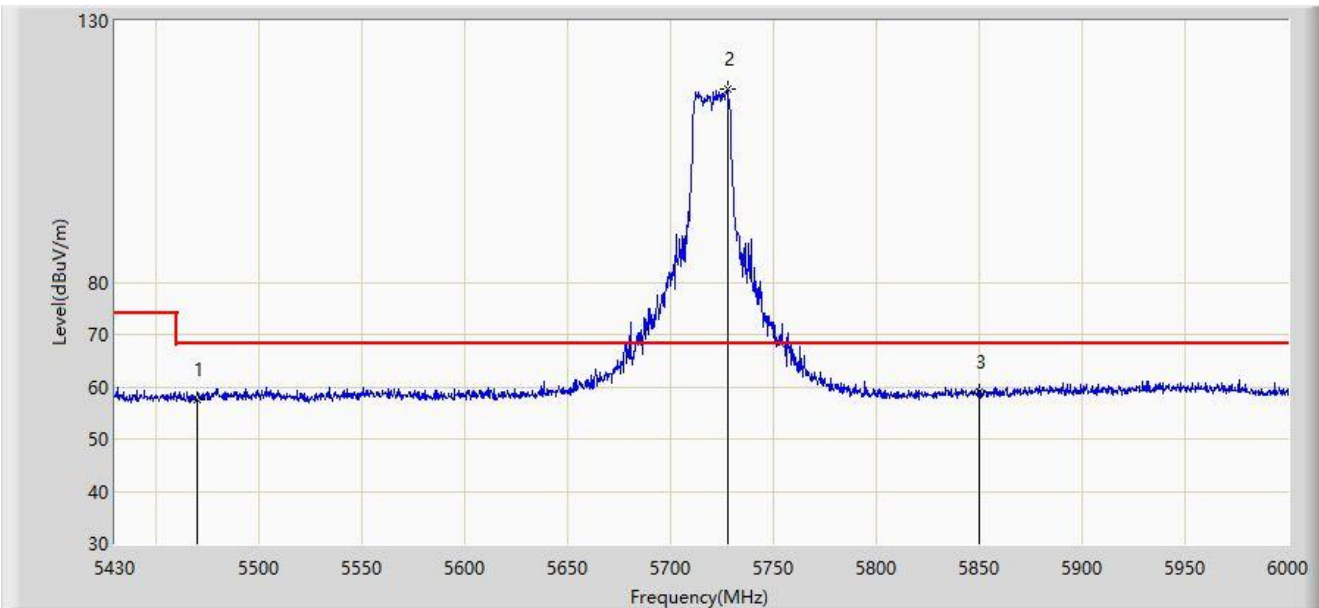
| No | Mark | Frequency (MHz) | Measure Level (dBμV/m) | Reading Level (dBμV) | Margin (dB) | Limit (dBμV/m) | Factor (dB/m) | Type |
|----|------|-----------------|------------------------|----------------------|-------------|----------------|---------------|------|
| 1 | | 5470.000 | 57.119 | 52.318 | -11.081 | 68.200 | 4.801 | PK |
| 2 | | 5721.840 | 104.383 | 99.046 | N/A | N/A | 5.337 | PK |
| 3 | * | 5850.000 | 58.221 | 52.337 | -9.979 | 68.200 | 5.885 | PK |

Note 1: " * ", means this data is the worst emission level.

Note 2: Measure Level (dBμV/m) = Reading Level (dBμV) + Factor (dB/m).

Note 3: Factor (dB/m) = Cable Loss (dB) + Antenna Factor (dB/m) - Pre_Amplifier Gain (dB).

| | |
|--|-----------------------|
| Site: NS-AC1 | Test Date: 2023/03/23 |
| Limit: FCC_Part 15.407_RE(3m) | Engineer: Ted Chen |
| Probe: Horn 3117_1-18GHz | Polarity: Vertical |
| EUT: AX6000 Dual-band WiFi Router | Power: AC 120V/60Hz |
| Test Mode: Transmit by 802.11n-HT20 at 5720MHz | |



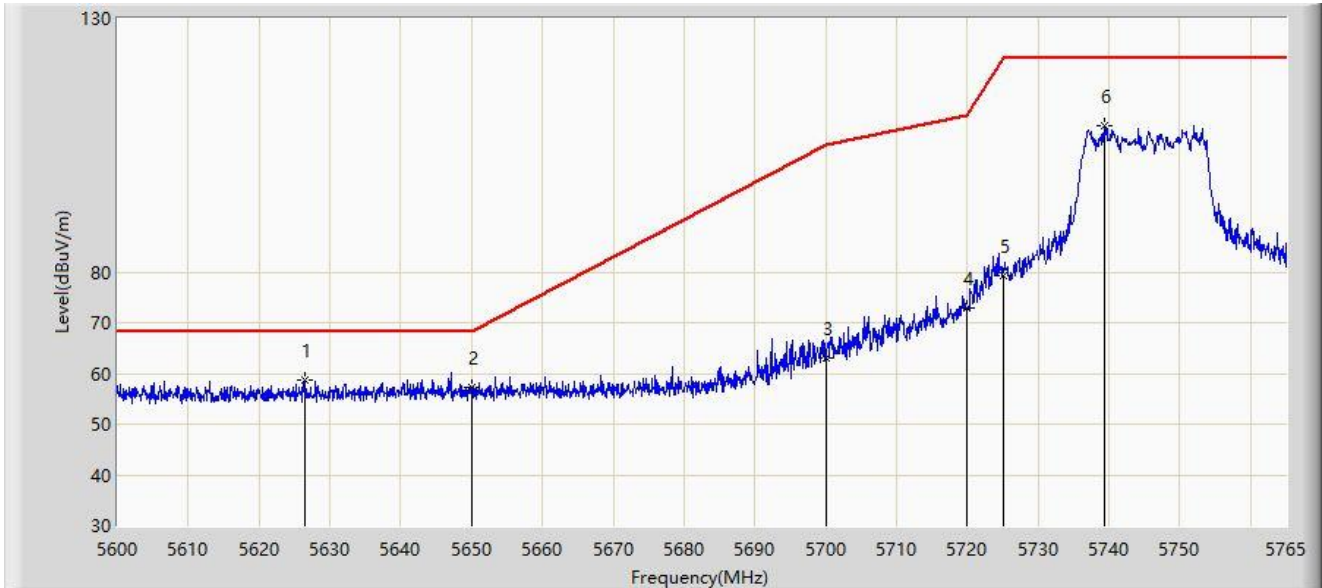
| No | Mark | Frequency (MHz) | Measure Level (dBµV/m) | Reading Level (dBµV) | Margin (dB) | Limit (dBµV/m) | Factor (dB/m) | Type |
|----|------|-----------------|------------------------|----------------------|-------------|----------------|---------------|------|
| 1 | | 5470.000 | 57.656 | 52.855 | -10.544 | 68.200 | 4.801 | PK |
| 2 | | 5727.540 | 116.937 | 111.556 | N/A | N/A | 5.381 | PK |
| 3 | * | 5850.000 | 59.069 | 53.185 | -9.131 | 68.200 | 5.885 | PK |

Note 1: " * ", means this data is the worst emission level.

Note 2: Measure Level (dBµV/m) = Reading Level (dBµV) + Factor (dB/m).

Note 3: Factor (dB/m) = Cable Loss (dB) + Antenna Factor (dB/m) - Pre_Amplifier Gain (dB).

| | |
|--|-----------------------|
| Site: WZ-AC2 | Test Date: 2023/02/28 |
| Limit: FCC_5.8G_RE(3m) | Engineer: Dick Shen |
| Probe: BBHA9120D_1457_1-18GHz | Polarity: Horizontal |
| EUT: AX6000 Dual-band WiFi Router | Power: AC 120V/60Hz |
| Test Mode: Transmit by 802.11n-HT20 at 5745MHz | |



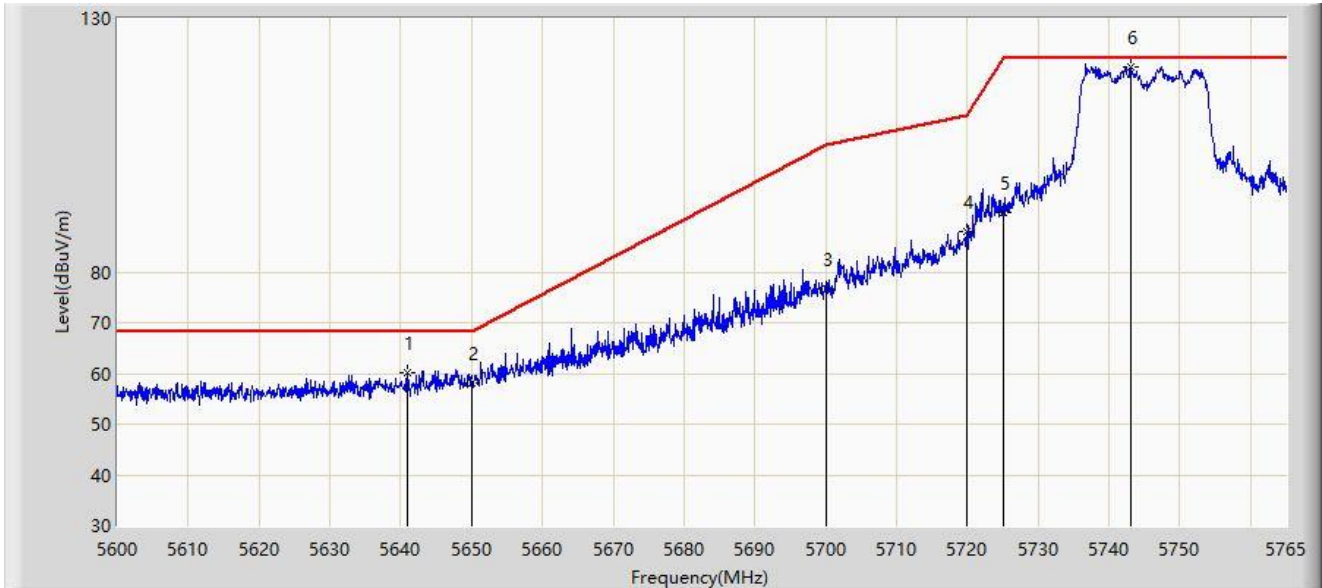
| No | Mark | Frequency (MHz) | Measure Level (dBμV/m) | Reading Level (dBμV) | Margin (dB) | Limit (dBμV/m) | Factor (dB/m) | Type |
|----|------|-----------------|------------------------|----------------------|-------------|----------------|---------------|------|
| 1 | | 5626.565 | 58.687 | 58.687 | NaN | NaN | 0.000 | PK |
| 2 | | 5650.000 | 57.269 | 57.269 | NaN | NaN | 0.000 | PK |
| 3 | | 5700.000 | 63.175 | 63.175 | NaN | NaN | 0.000 | PK |
| 4 | | 5720.000 | 72.861 | 72.861 | NaN | NaN | 0.000 | PK |
| 5 | | 5725.000 | 79.352 | 79.352 | NaN | NaN | 0.000 | PK |
| 6 | * | 5739.425 | 108.868 | 108.868 | N/A | N/A | 0.000 | PK |

Note 1: " * ", means this data is the worst emission level.

Note 2: Measure Level (dBμV/m) = Reading Level (dBμV) + Factor (dB/m).

Note 3: Factor (dB/m) = Cable Loss (dB) + Antenna Factor (dB/m) - Pre_Amplifier Gain (dB).

| | |
|--|-----------------------|
| Site: WZ-AC2 | Test Date: 2023/02/28 |
| Limit: FCC_5.8G_RE(3m) | Engineer: Dick Shen |
| Probe: BBHA9120D_1457_1-18GHz | Polarity: Vertical |
| EUT: AX6000 Dual-band WiFi Router | Power: AC 120V/60Hz |
| Test Mode: Transmit by 802.11n-HT20 at 5745MHz | |



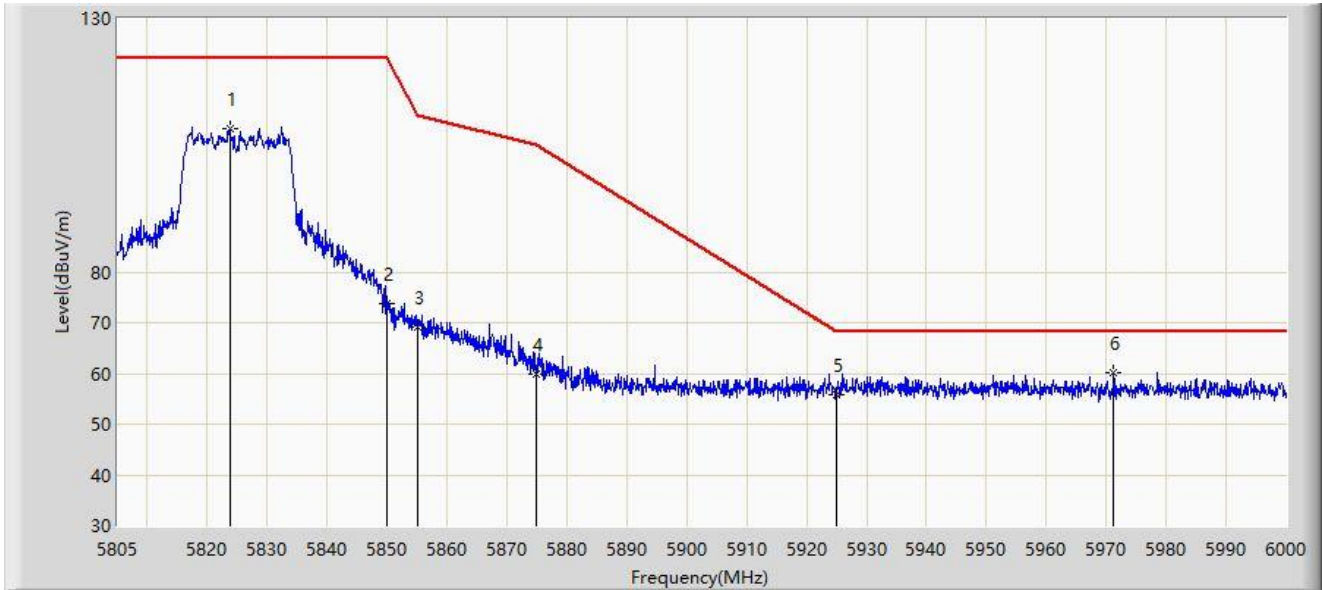
| No | Mark | Frequency (MHz) | Measure Level (dBμV/m) | Reading Level (dBμV) | Margin (dB) | Limit (dBμV/m) | Factor (dB/m) | Type |
|----|------|-----------------|------------------------|----------------------|-------------|----------------|---------------|------|
| 1 | | 5640.920 | 60.135 | 60.135 | NaN | NaN | 0.000 | PK |
| 2 | * | 5650.000 | 58.230 | 53.098 | -9.970 | 68.200 | 5.132 | PK |
| 3 | | 5700.000 | 76.679 | 71.551 | -28.521 | 105.200 | 5.129 | PK |
| 4 | | 5720.000 | 87.970 | 82.578 | -22.830 | 110.800 | 5.392 | PK |
| 5 | | 5725.000 | 91.608 | 86.132 | -30.592 | 122.200 | 5.476 | PK |
| 6 | | 5743.138 | 120.570 | 114.972 | N/A | N/A | 5.598 | PK |

Note 1: " * ", means this data is the worst emission level.

Note 2: Measure Level (dBμV/m) = Reading Level (dBμV) + Factor (dB/m).

Note 3: Factor (dB/m) = Cable Loss (dB) + Antenna Factor (dB/m) - Pre_Amplifier Gain (dB).

| | |
|--|-----------------------|
| Site: WZ-AC2 | Test Date: 2023/02/28 |
| Limit: FCC_5.8G_RE(3m) | Engineer: Dick Shen |
| Probe: BBHA9120D_1457_1-18GHz | Polarity: Horizontal |
| EUT: AX6000 Dual-band WiFi Router | Power: AC 120V/60Hz |
| Test Mode: Transmit by 802.11n-HT20 at 5825MHz | |



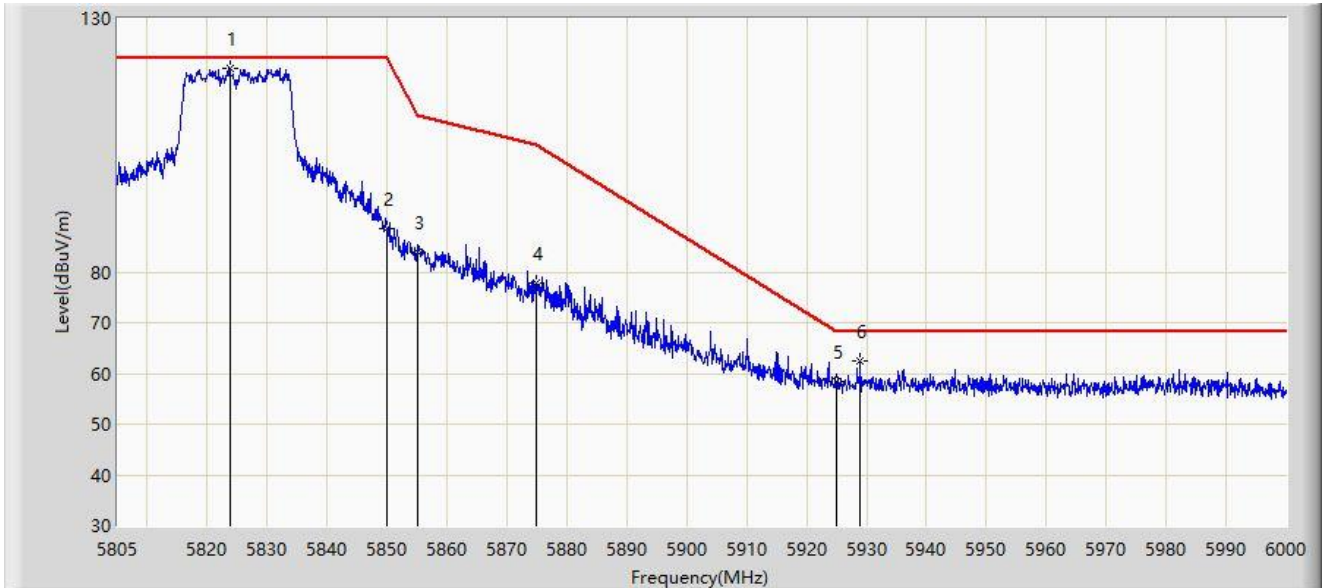
| No | Mark | Frequency (MHz) | Measure Level (dB μ V/m) | Reading Level (dB μ V) | Margin (dB) | Limit (dB μ V/m) | Factor (dB/m) | Type |
|----|------|-----------------|------------------------------|----------------------------|-------------|----------------------|---------------|------|
| 1 | | 5823.817 | 108.362 | 102.774 | N/A | N/A | 5.589 | PK |
| 2 | | 5850.000 | 73.806 | 68.096 | -48.394 | 122.200 | 5.710 | PK |
| 3 | | 5855.000 | 69.070 | 63.280 | -41.730 | 110.800 | 5.790 | PK |
| 4 | | 5875.000 | 59.875 | 53.962 | -45.325 | 105.200 | 5.913 | PK |
| 5 | * | 5925.000 | 55.663 | 49.646 | -12.537 | 68.200 | 6.016 | PK |
| 6 | | 5971.237 | 60.011 | 60.011 | NaN | NaN | 0.000 | PK |

Note 1: " * ", means this data is the worst emission level.

Note 2: Measure Level (dB μ V/m) = Reading Level (dB μ V) + Factor (dB/m).

Note 3: Factor (dB/m) = Cable Loss (dB) + Antenna Factor (dB/m) - Pre_Amplifier Gain (dB).

| | |
|--|-----------------------|
| Site: WZ-AC2 | Test Date: 2023/02/28 |
| Limit: FCC_5.8G_RE(3m) | Engineer: Dick Shen |
| Probe: BBHA9120D_1457_1-18GHz | Polarity: Vertical |
| EUT: AX6000 Dual-band WiFi Router | Power: AC 120V/60Hz |
| Test Mode: Transmit by 802.11n-HT20 at 5825MHz | |



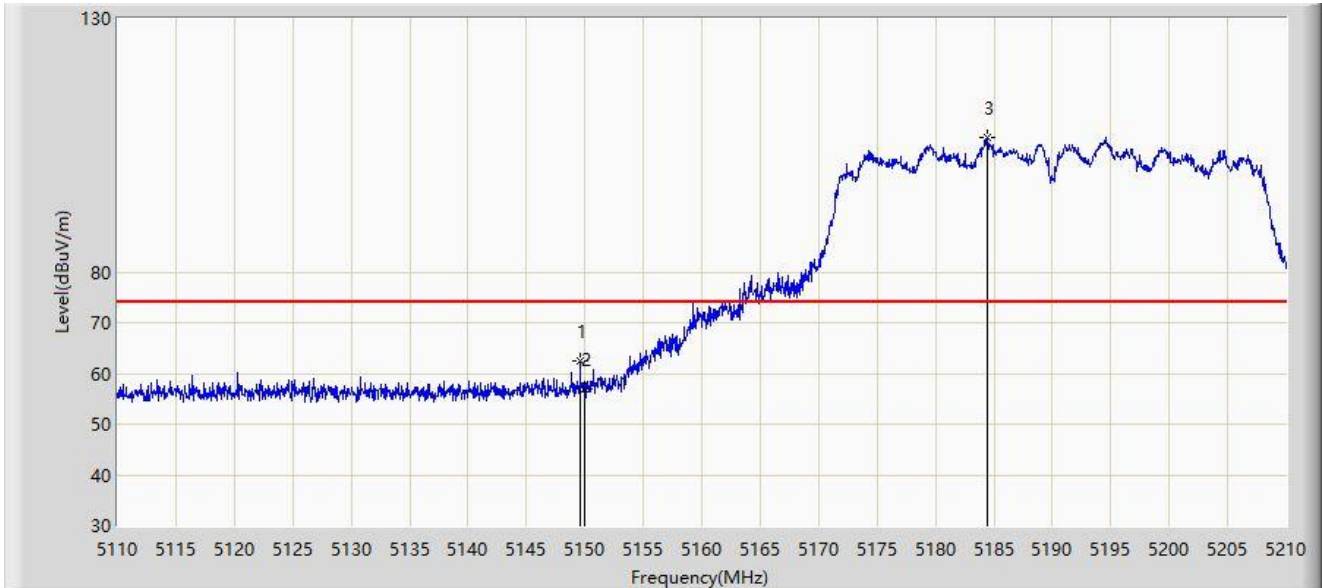
| No | Mark | Frequency (MHz) | Measure Level (dBμV/m) | Reading Level (dBμV) | Margin (dB) | Limit (dBμV/m) | Factor (dB/m) | Type |
|----|------|-----------------|------------------------|----------------------|-------------|----------------|---------------|------|
| 1 | | 5823.720 | 120.264 | 114.675 | N/A | N/A | 5.588 | PK |
| 2 | | 5850.000 | 88.447 | 82.737 | -33.753 | 122.200 | 5.710 | PK |
| 3 | | 5855.000 | 83.888 | 78.098 | -26.912 | 110.800 | 5.790 | PK |
| 4 | | 5875.000 | 77.682 | 71.769 | -27.518 | 105.200 | 5.913 | PK |
| 5 | * | 5925.000 | 58.344 | 52.327 | -9.856 | 68.200 | 6.016 | PK |
| 6 | | 5928.922 | 62.396 | 62.396 | NaN | NaN | 0.000 | PK |

Note 1: " * ", means this data is the worst emission level.

Note 2: Measure Level (dBμV/m) = Reading Level (dBμV) + Factor (dB/m).

Note 3: Factor (dB/m) = Cable Loss (dB) + Antenna Factor (dB/m) - Pre_Amplifier Gain (dB).

| | |
|--|-----------------------|
| Site: WZ-AC2 | Test Date: 2023/02/27 |
| Limit: FCC_5G_RE(3m) | Engineer: Dick Shen |
| Probe: BBHA9120D_1457_1-18GHz | Polarity: Horizontal |
| EUT: AX6000 Dual-band WiFi Router | Power: AC 120V/60Hz |
| Test Mode: Transmit by 802.11n-HT40 at 5190MHz | |



| No | Mark | Frequency (MHz) | Measure Level (dBμV/m) | Reading Level (dBμV) | Margin (dB) | Limit (dBμV/m) | Factor (dB/m) | Type |
|----|------|-----------------|------------------------|----------------------|-------------|----------------|---------------|------|
| 1 | * | 5149.600 | 62.576 | 58.497 | -11.424 | 74.000 | 4.079 | PK |
| 2 | | 5150.000 | 56.820 | 52.751 | -17.180 | 74.000 | 4.069 | PK |
| 3 | | 5184.450 | 106.624 | 102.844 | N/A | N/A | 3.779 | PK |

Note 1: " * ", means this data is the worst emission level.

Note 2: Measure Level (dBμV/m) = Reading Level (dBμV) + Factor (dB/m).

Note 3: Factor (dB/m) = Cable Loss (dB) + Antenna Factor (dB/m) - Pre_Amplifier Gain (dB).

| | |
|--|-----------------------|
| Site: WZ-AC2 | Test Date: 2023/02/27 |
| Limit: FCC_5G_RE(3m) | Engineer: Dick Shen |
| Probe: BBHA9120D_1457_1-18GHz | Polarity: Horizontal |
| EUT: AX6000 Dual-band WiFi Router | Power: AC 120V/60Hz |
| Test Mode: Transmit by 802.11n-HT40 at 5190MHz | |



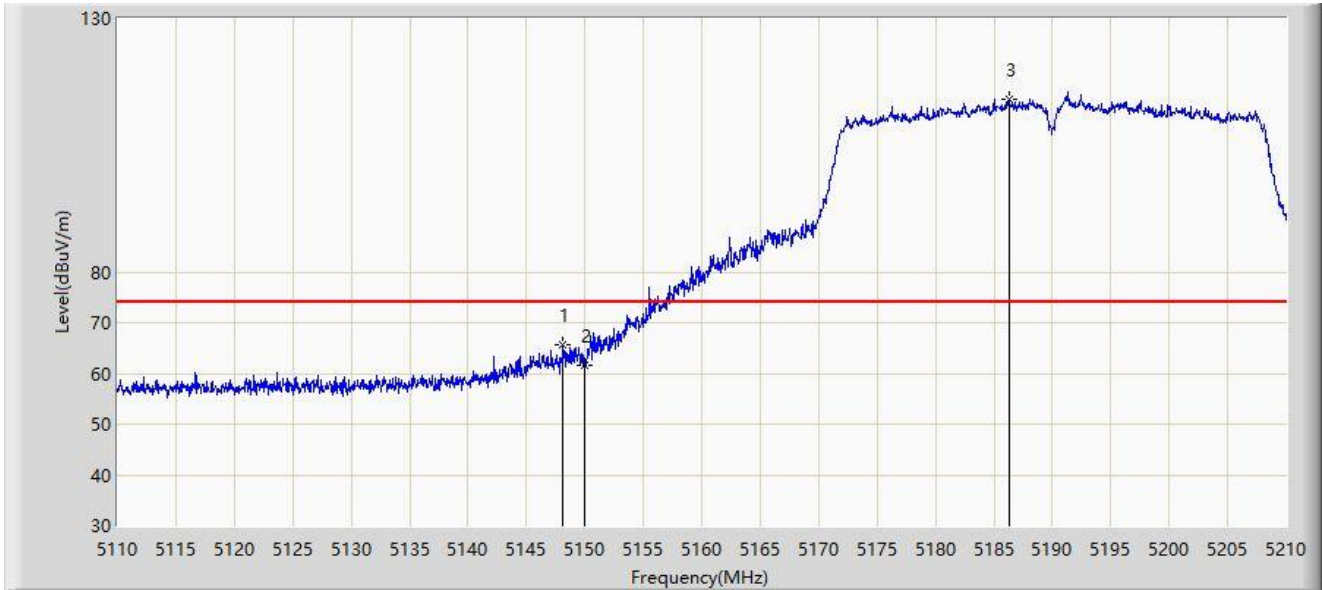
| No | Mark | Frequency (MHz) | Measure Level (dBμV/m) | Reading Level (dBμV) | Margin (dB) | Limit (dBμV/m) | Factor (dB/m) | Type |
|----|------|-----------------|------------------------|----------------------|-------------|----------------|---------------|------|
| 1 | | 5144.000 | 46.745 | 42.621 | -7.255 | 54.000 | 4.124 | AV |
| 2 | * | 5150.000 | 47.118 | 43.049 | -6.882 | 54.000 | 4.069 | AV |
| 3 | | 5189.250 | 98.934 | 95.149 | N/A | N/A | 3.785 | AV |

Note 1: " * ", means this data is the worst emission level.

Note 2: Measure Level (dBμV/m) = Reading Level (dBμV) + Factor (dB/m).

Note 3: Factor (dB/m) = Cable Loss (dB) + Antenna Factor (dB/m) - Pre_Amplifier Gain (dB).

| | |
|--|-----------------------|
| Site: WZ-AC2 | Test Date: 2023/02/27 |
| Limit: FCC_5G_RE(3m) | Engineer: Dick Shen |
| Probe: BBHA9120D_1457_1-18GHz | Polarity: Vertical |
| EUT: AX6000 Dual-band WiFi Router | Power: AC 120V/60Hz |
| Test Mode: Transmit by 802.11n-HT40 at 5190MHz | |



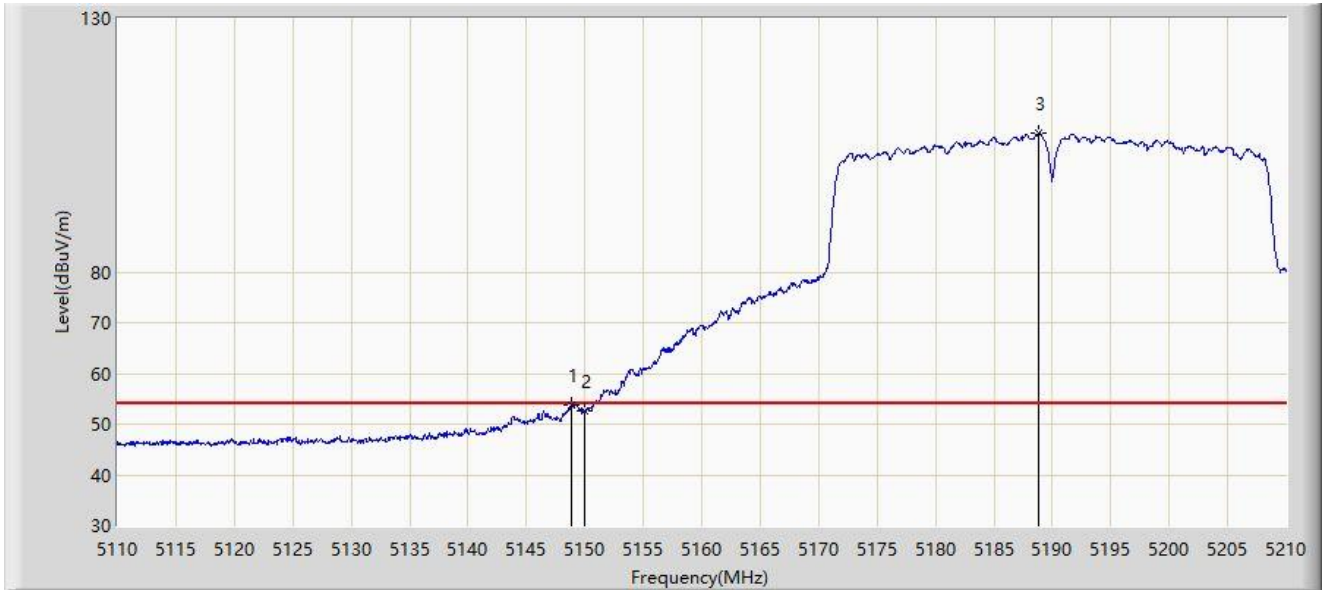
| No | Mark | Frequency (MHz) | Measure Level (dBμV/m) | Reading Level (dBμV) | Margin (dB) | Limit (dBμV/m) | Factor (dB/m) | Type |
|----|------|-----------------|------------------------|----------------------|-------------|----------------|---------------|------|
| 1 | * | 5148.150 | 65.515 | 61.399 | -8.485 | 74.000 | 4.116 | PK |
| 2 | | 5150.000 | 61.641 | 57.572 | -12.359 | 74.000 | 4.069 | PK |
| 3 | | 5186.300 | 114.147 | 110.364 | N/A | N/A | 3.784 | PK |

Note 1: " * ", means this data is the worst emission level.

Note 2: Measure Level (dBμV/m) = Reading Level (dBμV) + Factor (dB/m).

Note 3: Factor (dB/m) = Cable Loss (dB) + Antenna Factor (dB/m) - Pre_Amplifier Gain (dB).

| | |
|--|-----------------------|
| Site: WZ-AC2 | Test Date: 2023/02/27 |
| Limit: FCC_5G_RE(3m) | Engineer: Dick Shen |
| Probe: BBHA9120D_1457_1-18GHz | Polarity: Vertical |
| EUT: AX6000 Dual-band WiFi Router | Power: AC 120V/60Hz |
| Test Mode: Transmit by 802.11n-HT40 at 5190MHz | |



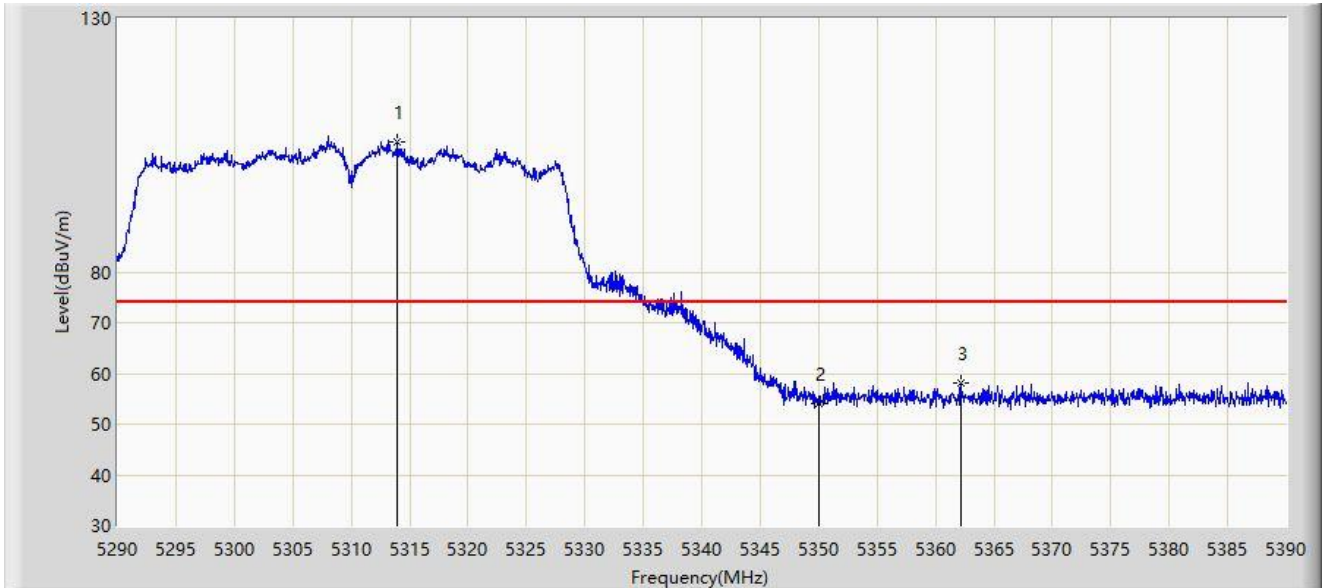
| No | Mark | Frequency (MHz) | Measure Level (dBμV/m) | Reading Level (dBμV) | Margin (dB) | Limit (dBμV/m) | Factor (dB/m) | Type |
|----|------|-----------------|------------------------|----------------------|-------------|----------------|---------------|------|
| 1 | * | 5148.900 | 53.860 | 49.764 | -0.140 | 54.000 | 4.096 | AV |
| 2 | | 5150.000 | 52.573 | 48.504 | -1.427 | 54.000 | 4.069 | AV |
| 3 | | 5188.800 | 107.298 | 103.513 | N/A | N/A | 3.785 | AV |

Note 1: " * ", means this data is the worst emission level.

Note 2: Measure Level (dBμV/m) = Reading Level (dBμV) + Factor (dB/m).

Note 3: Factor (dB/m) = Cable Loss (dB) + Antenna Factor (dB/m) - Pre_Amplifier Gain (dB).

| | |
|--|-----------------------|
| Site: WZ-AC2 | Test Date: 2023/02/27 |
| Limit: FCC_5G_RE(3m) | Engineer: Dick Shen |
| Probe: BBHA9120D_1457_1-18GHz | Polarity: Horizontal |
| EUT: AX6000 Dual-band WiFi Router | Power: AC 120V/60Hz |
| Test Mode: Transmit by 802.11n-HT40 at 5310MHz | |



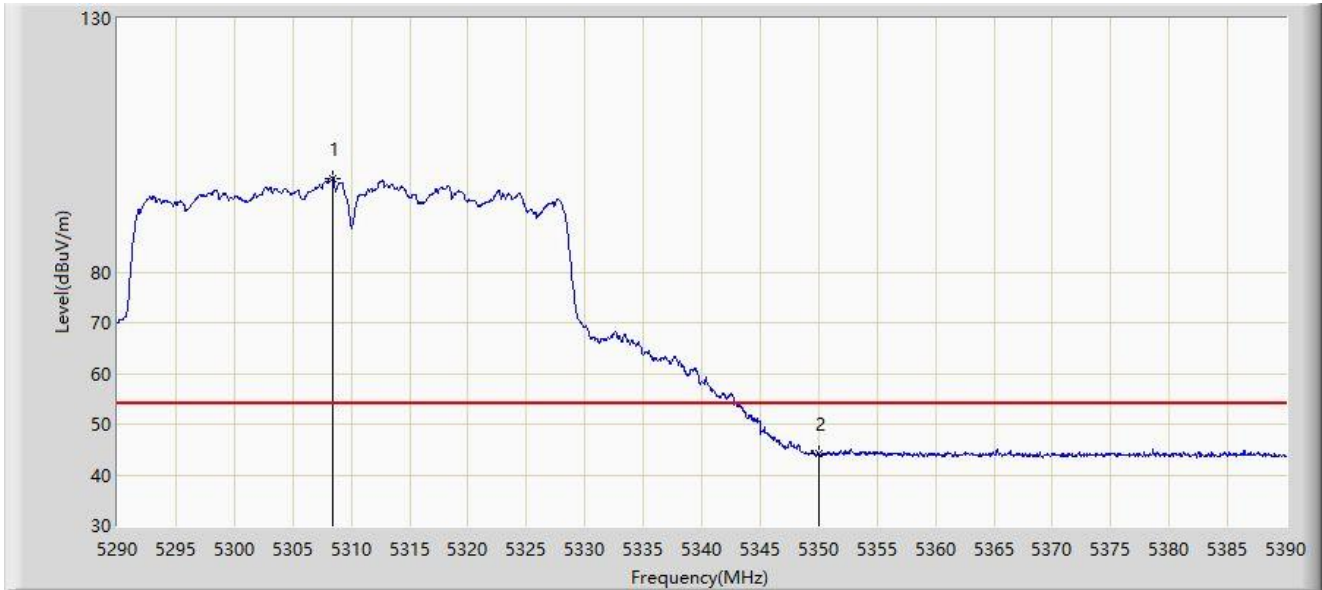
| No | Mark | Frequency (MHz) | Measure Level (dB μ V/m) | Reading Level (dB μ V) | Margin (dB) | Limit (dB μ V/m) | Factor (dB/m) | Type |
|----|------|-----------------|------------------------------|----------------------------|-------------|----------------------|---------------|------|
| 1 | | 5313.900 | 105.648 | 102.144 | N/A | N/A | 3.504 | PK |
| 2 | | 5350.000 | 54.091 | 50.244 | -19.909 | 74.000 | 3.847 | PK |
| 3 | * | 5362.150 | 58.132 | 54.210 | -15.868 | 74.000 | 3.922 | PK |

Note 1: " * ", means this data is the worst emission level.

Note 2: Measure Level (dB μ V/m) = Reading Level (dB μ V) + Factor (dB/m).

Note 3: Factor (dB/m) = Cable Loss (dB) + Antenna Factor (dB/m) - Pre_Amplifier Gain (dB).

| | |
|--|-----------------------|
| Site: WZ-AC2 | Test Date: 2023/02/27 |
| Limit: FCC_5G_RE(3m) | Engineer: Dick Shen |
| Probe: BBHA9120D_1457_1-18GHz | Polarity: Horizontal |
| EUT: AX6000 Dual-band WiFi Router | Power: AC 120V/60Hz |
| Test Mode: Transmit by 802.11n-HT40 at 5310MHz | |



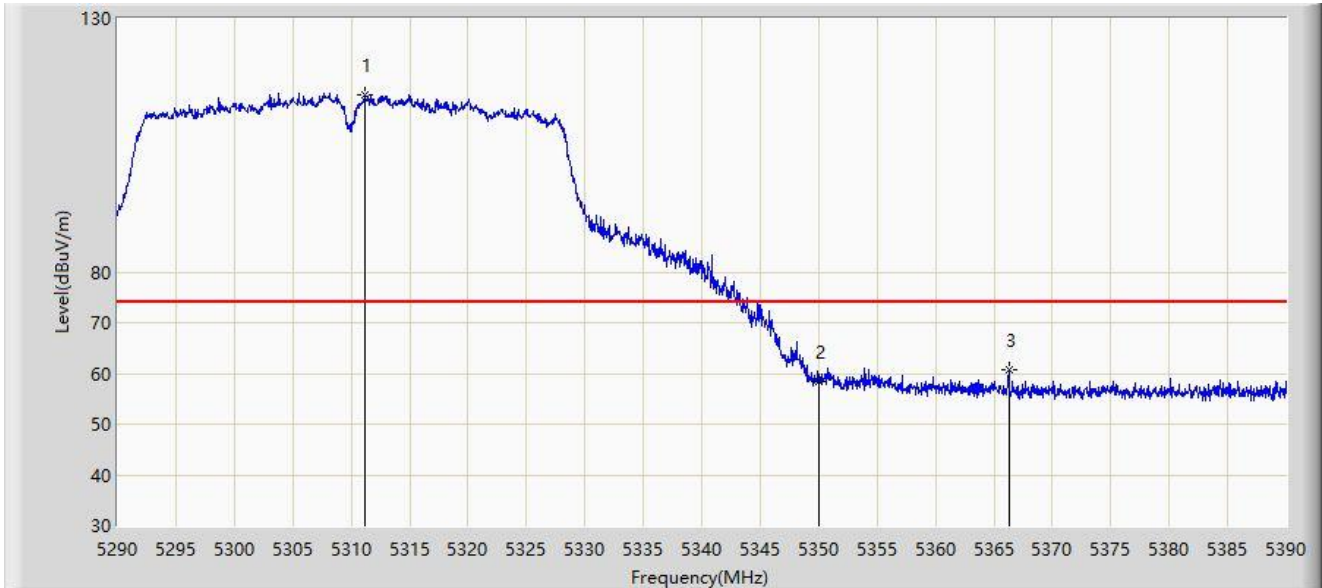
| No | Mark | Frequency (MHz) | Measure Level (dB μ V/m) | Reading Level (dB μ V) | Margin (dB) | Limit (dB μ V/m) | Factor (dB/m) | Type |
|----|------|-----------------|------------------------------|----------------------------|-------------|----------------------|---------------|------|
| 1 | | 5308.450 | 98.550 | 95.001 | N/A | N/A | 3.549 | AV |
| 2 | * | 5350.000 | 44.222 | 40.375 | -9.778 | 54.000 | 3.847 | AV |

Note 1: " * ", means this data is the worst emission level.

Note 2: Measure Level (dB μ V/m) = Reading Level (dB μ V) + Factor (dB/m).

Note 3: Factor (dB/m) = Cable Loss (dB) + Antenna Factor (dB/m) - Pre_Amplifier Gain (dB).

| | |
|--|-----------------------|
| Site: WZ-AC2 | Test Date: 2023/02/27 |
| Limit: FCC_5G_RE(3m) | Engineer: Dick Shen |
| Probe: BBHA9120D_1457_1-18GHz | Polarity: Vertical |
| EUT: AX6000 Dual-band WiFi Router | Power: AC 120V/60Hz |
| Test Mode: Transmit by 802.11n-HT40 at 5310MHz | |



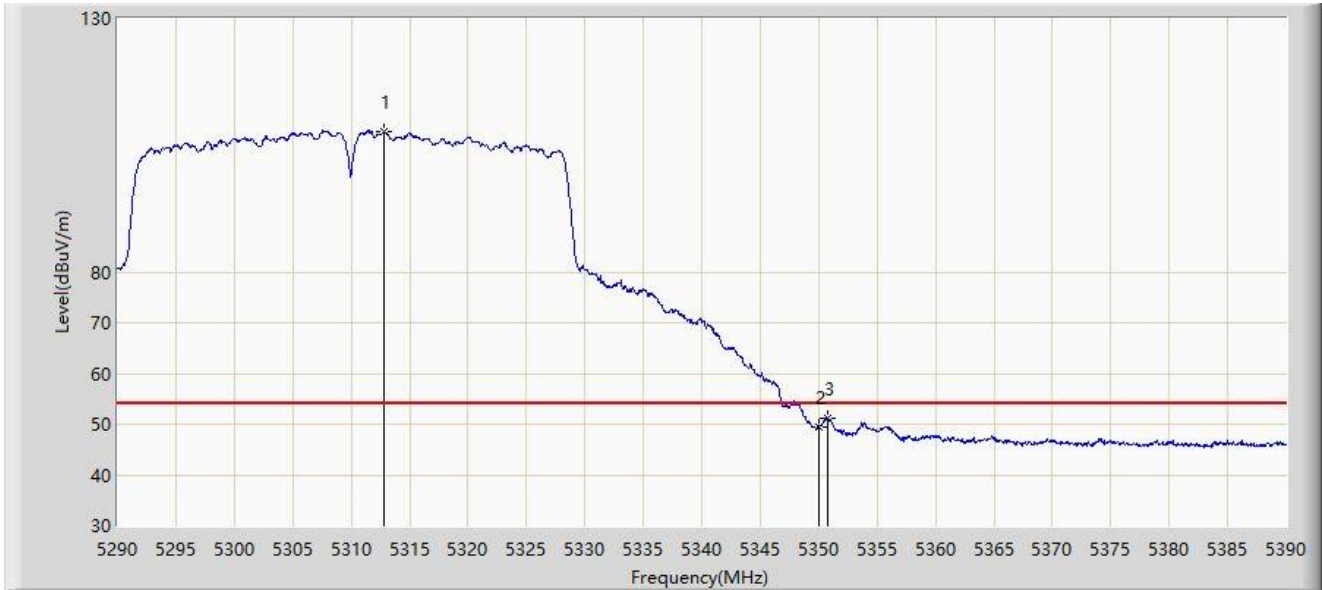
| No | Mark | Frequency (MHz) | Measure Level (dB μ V/m) | Reading Level (dB μ V) | Margin (dB) | Limit (dB μ V/m) | Factor (dB/m) | Type |
|----|------|-----------------|------------------------------|----------------------------|-------------|----------------------|---------------|------|
| 1 | | 5311.200 | 114.841 | 111.316 | N/A | N/A | 3.526 | PK |
| 2 | | 5350.000 | 58.549 | 54.702 | -15.451 | 74.000 | 3.847 | PK |
| 3 | * | 5366.300 | 60.657 | 56.719 | -13.343 | 74.000 | 3.938 | PK |

Note 1: " * ", means this data is the worst emission level.

Note 2: Measure Level (dB μ V/m) = Reading Level (dB μ V) + Factor (dB/m).

Note 3: Factor (dB/m) = Cable Loss (dB) + Antenna Factor (dB/m) - Pre_Amplifier Gain (dB).

| | |
|--|-----------------------|
| Site: WZ-AC2 | Test Date: 2023/02/27 |
| Limit: FCC_5G_RE(3m) | Engineer: Dick Shen |
| Probe: BBHA9120D_1457_1-18GHz | Polarity: Vertical |
| EUT: AX6000 Dual-band WiFi Router | Power: AC 120V/60Hz |
| Test Mode: Transmit by 802.11n-HT40 at 5310MHz | |



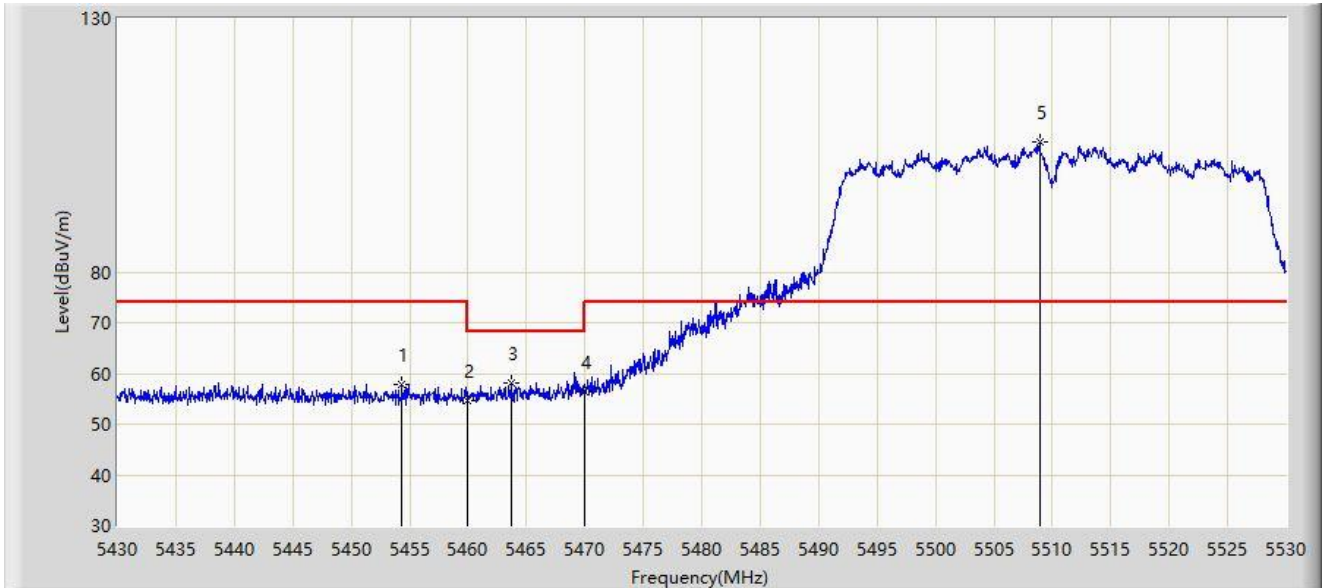
| No | Mark | Frequency (MHz) | Measure Level (dB μ V/m) | Reading Level (dB μ V) | Margin (dB) | Limit (dB μ V/m) | Factor (dB/m) | Type |
|----|------|-----------------|------------------------------|----------------------------|-------------|----------------------|---------------|------|
| 1 | | 5312.800 | 107.538 | 104.027 | N/A | N/A | 3.511 | AV |
| 2 | | 5350.000 | 49.394 | 45.547 | -4.606 | 54.000 | 3.847 | AV |
| 3 | * | 5350.800 | 51.039 | 47.178 | -2.961 | 54.000 | 3.862 | AV |

Note 1: " * ", means this data is the worst emission level.

Note 2: Measure Level (dB μ V/m) = Reading Level (dB μ V) + Factor (dB/m).

Note 3: Factor (dB/m) = Cable Loss (dB) + Antenna Factor (dB/m) - Pre_Amplifier Gain (dB).

| | |
|--|-----------------------|
| Site: WZ-AC2 | Test Date: 2023/02/27 |
| Limit: FCC_5G_RE(3m) | Engineer: Dick Shen |
| Probe: BBHA9120D_1457_1-18GHz | Polarity: Horizontal |
| EUT: AX6000 Dual-band WiFi Router | Power: AC 120V/60Hz |
| Test Mode: Transmit by 802.11n-HT40 at 5510MHz | |



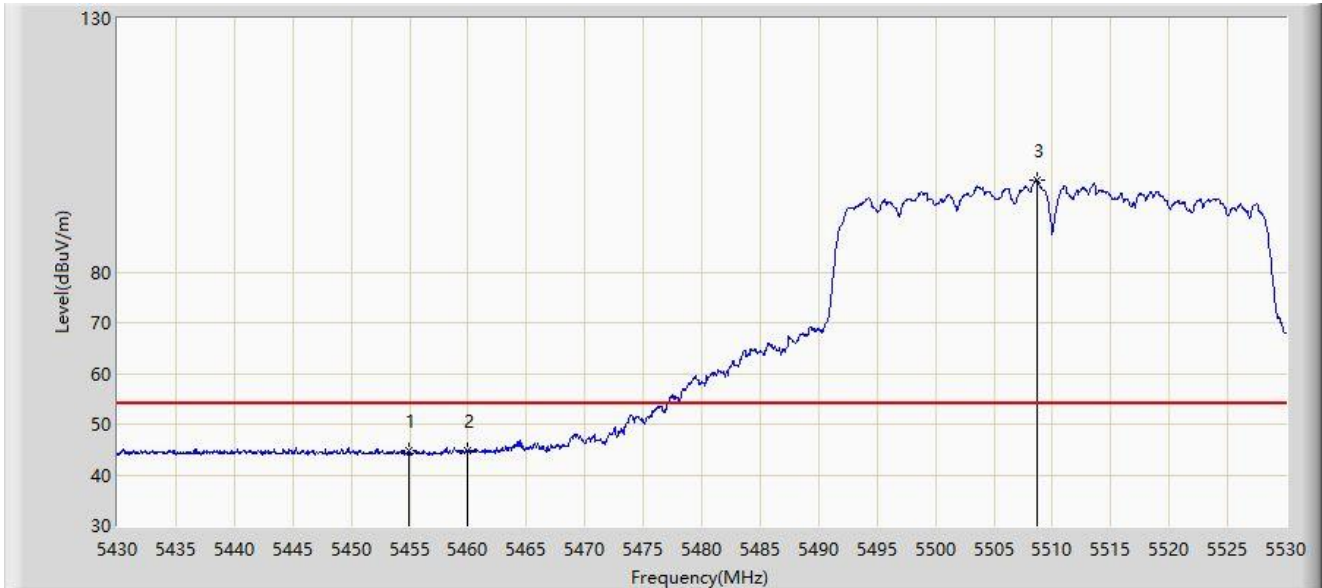
| No | Mark | Frequency (MHz) | Measure Level (dBμV/m) | Reading Level (dBμV) | Margin (dB) | Limit (dBμV/m) | Factor (dB/m) | Type |
|----|------|-----------------|------------------------|----------------------|-------------|----------------|---------------|------|
| 1 | | 5454.350 | 57.969 | 54.103 | -16.031 | 74.000 | 3.866 | PK |
| 2 | | 5460.000 | 54.742 | 50.914 | -19.258 | 74.000 | 3.828 | PK |
| 3 | * | 5463.650 | 58.119 | 54.307 | -10.081 | 68.200 | 3.812 | PK |
| 4 | | 5470.000 | 56.339 | 52.555 | -11.861 | 68.200 | 3.785 | PK |
| 5 | | 5508.900 | 105.526 | 101.346 | N/A | N/A | 4.180 | PK |

Note 1: " * ", means this data is the worst emission level.

Note 2: Measure Level (dBμV/m) = Reading Level (dBμV) + Factor (dB/m).

Note 3: Factor (dB/m) = Cable Loss (dB) + Antenna Factor (dB/m) - Pre_Amplifier Gain (dB).

| | |
|--|-----------------------|
| Site: WZ-AC2 | Test Date: 2023/02/27 |
| Limit: FCC_5G_RE(3m) | Engineer: Dick Shen |
| Probe: BBHA9120D_1457_1-18GHz | Polarity: Horizontal |
| EUT: AX6000 Dual-band WiFi Router | Power: AC 120V/60Hz |
| Test Mode: Transmit by 802.11n-HT40 at 5510MHz | |



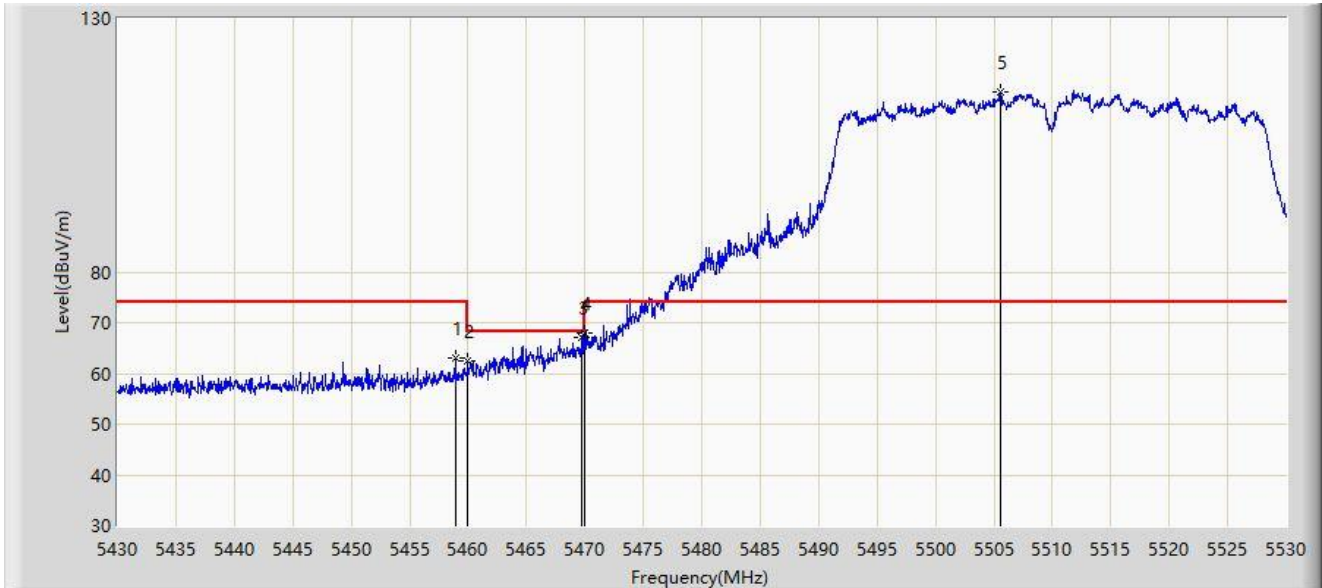
| No | Mark | Frequency (MHz) | Measure Level (dB μ V/m) | Reading Level (dB μ V) | Margin (dB) | Limit (dB μ V/m) | Factor (dB/m) | Type |
|----|------|-----------------|------------------------------|----------------------------|-------------|----------------------|---------------|------|
| 1 | * | 5454.900 | 44.837 | 40.976 | -9.163 | 54.000 | 3.861 | AV |
| 2 | | 5460.000 | 44.831 | 41.003 | -9.169 | 54.000 | 3.828 | AV |
| 3 | | 5508.650 | 98.205 | 94.103 | N/A | N/A | 4.102 | AV |

Note 1: " * ", means this data is the worst emission level.

Note 2: Measure Level (dB μ V/m) = Reading Level (dB μ V) + Factor (dB/m).

Note 3: Factor (dB/m) = Cable Loss (dB) + Antenna Factor (dB/m) - Pre_Amplifier Gain (dB).

| | |
|--|-----------------------|
| Site: WZ-AC2 | Test Date: 2023/03/03 |
| Limit: FCC_5G_RE(3m) | Engineer: Edith Yu |
| Probe: BBHA9120D_1457_1-18GHz | Polarity: Vertical |
| EUT: AX6000 Dual-band WiFi Router | Power: AC 120V/60Hz |
| Test Mode: Transmit by 802.11n-HT40 at 5510MHz | |



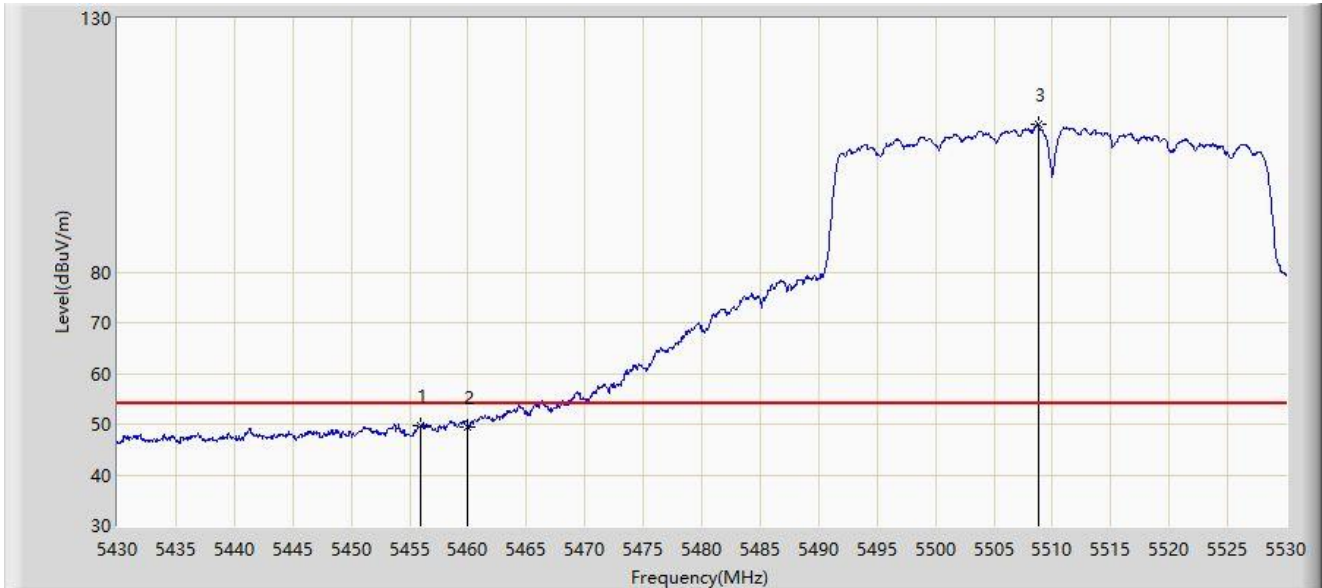
| No | Mark | Frequency (MHz) | Measure Level (dBμV/m) | Reading Level (dBμV) | Margin (dB) | Limit (dBμV/m) | Factor (dB/m) | Type |
|----|------|-----------------|------------------------|----------------------|-------------|----------------|---------------|------|
| 1 | | 5458.900 | 63.159 | 59.250 | -10.841 | 74.000 | 3.909 | PK |
| 2 | | 5460.000 | 62.371 | 58.467 | -11.629 | 74.000 | 3.904 | PK |
| 3 | | 5469.750 | 67.183 | 63.326 | -1.017 | 68.200 | 3.857 | PK |
| 4 | * | 5470.000 | 67.973 | 64.117 | -0.227 | 68.200 | 3.856 | PK |
| 5 | | 5505.550 | 115.620 | 111.410 | N/A | N/A | 4.211 | PK |

Note 1: " * ", means this data is the worst emission level.

Note 2: Measure Level (dBμV/m) = Reading Level (dBμV) + Factor (dB/m).

Note 3: Factor (dB/m) = Cable Loss (dB) + Antenna Factor (dB/m) - Pre_Amplifier Gain (dB).

| | |
|--|-----------------------|
| Site: WZ-AC2 | Test Date: 2023/02/27 |
| Limit: FCC_5G_RE(3m) | Engineer: Dick Shen |
| Probe: BBHA9120D_1457_1-18GHz | Polarity: Vertical |
| EUT: AX6000 Dual-band WiFi Router | Power: AC 120V/60Hz |
| Test Mode: Transmit by 802.11n-HT40 at 5510MHz | |



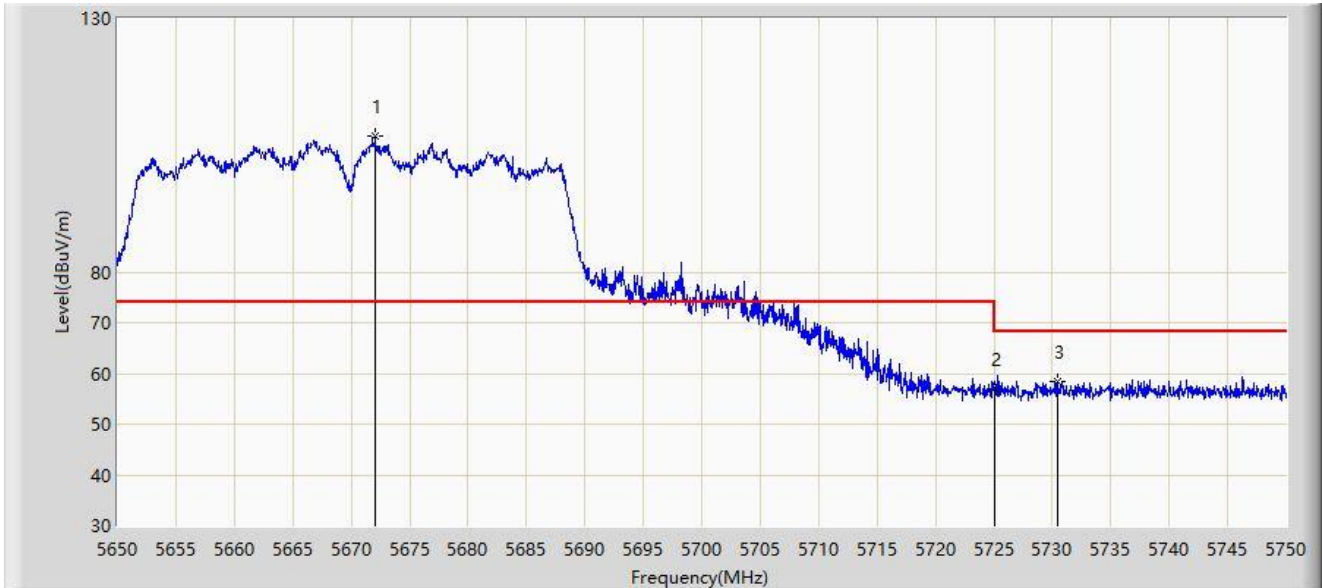
| No | Mark | Frequency (MHz) | Measure Level (dB μ V/m) | Reading Level (dB μ V) | Margin (dB) | Limit (dB μ V/m) | Factor (dB/m) | Type |
|----|------|-----------------|------------------------------|----------------------------|-------------|----------------------|---------------|------|
| 1 | * | 5455.950 | 49.783 | 45.932 | -4.217 | 54.000 | 3.851 | AV |
| 2 | | 5460.000 | 49.314 | 45.486 | -4.686 | 54.000 | 3.828 | AV |
| 3 | | 5508.800 | 109.119 | 105.019 | N/A | N/A | 4.101 | AV |

Note 1: " * ", means this data is the worst emission level.

Note 2: Measure Level (dB μ V/m) = Reading Level (dB μ V) + Factor (dB/m).

Note 3: Factor (dB/m) = Cable Loss (dB) + Antenna Factor (dB/m) - Pre_Amplifier Gain (dB).

| | |
|--|-----------------------|
| Site: WZ-AC2 | Test Date: 2023/02/27 |
| Limit: FCC_5G_RE(3m) | Engineer: Dick Shen |
| Probe: BBHA9120D_1457_1-18GHz | Polarity: Horizontal |
| EUT: AX6000 Dual-band WiFi Router | Power: AC 120V/60Hz |
| Test Mode: Transmit by 802.11n-HT40 at 5670MHz | |



| No | Mark | Frequency (MHz) | Measure Level (dBμV/m) | Reading Level (dBμV) | Margin (dB) | Limit (dBμV/m) | Factor (dB/m) | Type |
|----|------|-----------------|------------------------|----------------------|-------------|----------------|---------------|------|
| 1 | | 5672.050 | 106.668 | 101.511 | N/A | N/A | 5.157 | PK |
| 2 | | 5725.000 | 57.085 | 51.609 | -11.115 | 68.200 | 5.476 | PK |
| 3 | | 5726.950 | 58.500 | 52.980 | -9.700 | 68.200 | 5.519 | PK |

Note 1: " * ", means this data is the worst emission level.

Note 2: Measure Level (dBμV/m) = Reading Level (dBμV) + Factor (dB/m).

Note 3: Factor (dB/m) = Cable Loss (dB) + Antenna Factor (dB/m) - Pre_Amplifier Gain (dB).

| | |
|--|-----------------------|
| Site: WZ-AC2 | Test Date: 2023/02/27 |
| Limit: FCC_5G_RE(3m) | Engineer: Dick Shen |
| Probe: BBHA9120D_1457_1-18GHz | Polarity: Vertical |
| EUT: AX6000 Dual-band WiFi Router | Power: AC 120V/60Hz |
| Test Mode: Transmit by 802.11n-HT40 at 5670MHz | |



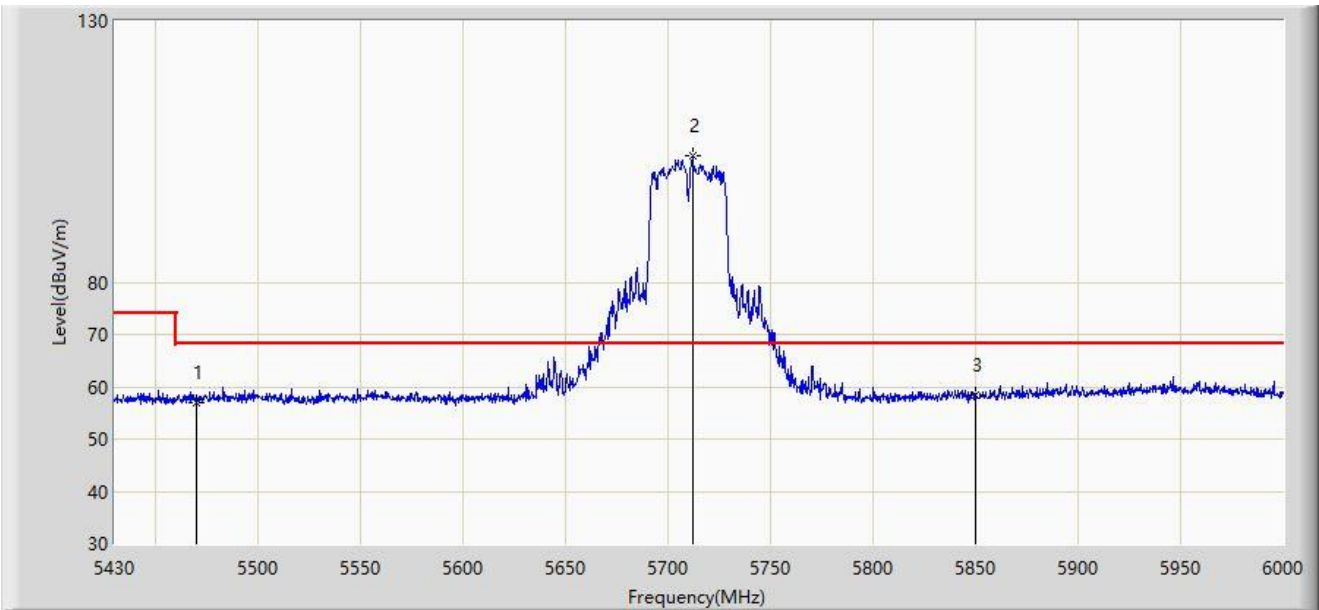
| No | Mark | Frequency (MHz) | Measure Level (dB μ V/m) | Reading Level (dB μ V) | Margin (dB) | Limit (dB μ V/m) | Factor (dB/m) | Type |
|----|------|-----------------|------------------------------|----------------------------|-------------|----------------------|---------------|------|
| 1 | | 5671.950 | 117.014 | 111.856 | N/A | N/A | 5.157 | PK |
| 2 | | 5725.000 | 64.994 | 59.518 | -3.206 | 68.200 | 5.476 | PK |
| 3 | * | 5729.550 | 65.580 | 60.066 | -2.620 | 68.200 | 5.514 | PK |

Note 1: " * ", means this data is the worst emission level.

Note 2: Measure Level (dB μ V/m) = Reading Level (dB μ V) + Factor (dB/m).

Note 3: Factor (dB/m) = Cable Loss (dB) + Antenna Factor (dB/m) - Pre_Amplifier Gain (dB).

| | |
|--|-----------------------|
| Site: NS-AC1 | Test Date: 2023/03/23 |
| Limit: FCC_Part 15.407_RE(3m) | Engineer: Ted Chen |
| Probe: Horn 3117_1-18GHz | Polarity: Horizontal |
| EUT: AX6000 Dual-band WiFi Router | Power: AC 120V/60Hz |
| Test Mode: Transmit by 802.11n-HT40 at 5710MHz | |



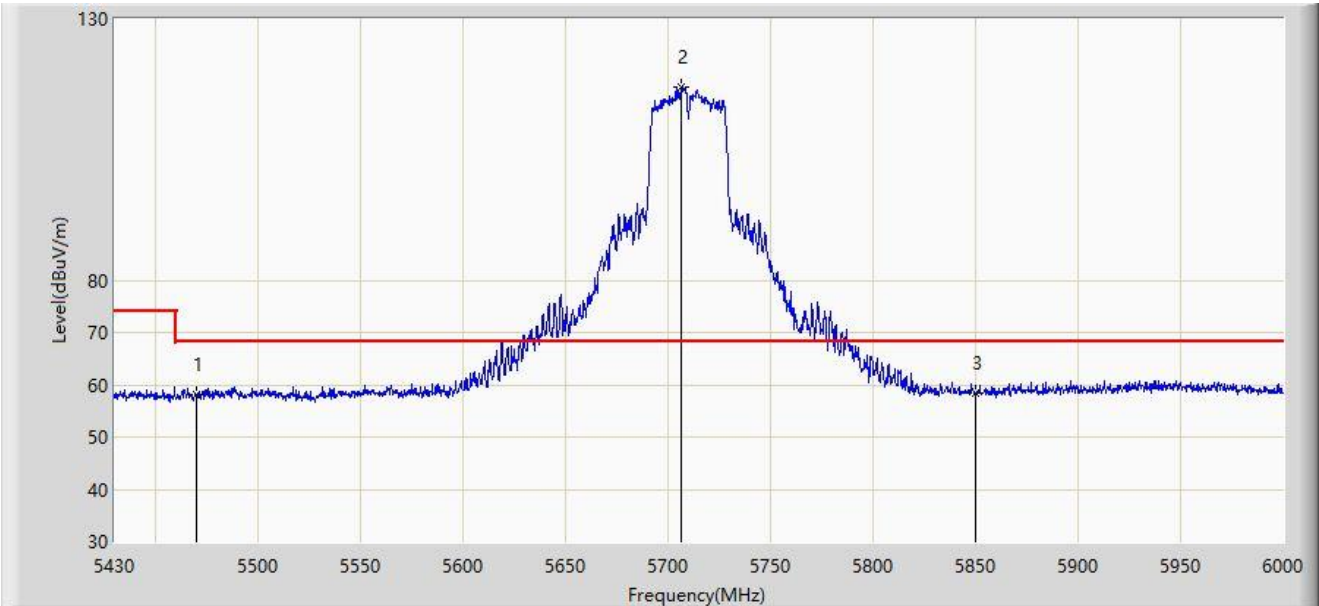
| No | Mark | Frequency (MHz) | Measure Level (dBµV/m) | Reading Level (dBµV) | Margin (dB) | Limit (dBµV/m) | Factor (dB/m) | Type |
|----|------|-----------------|------------------------|----------------------|-------------|----------------|---------------|------|
| 1 | | 5470.000 | 56.938 | 52.137 | -11.262 | 68.200 | 4.801 | PK |
| 2 | | 5711.865 | 104.345 | 99.074 | N/A | N/A | 5.270 | PK |
| 3 | * | 5850.000 | 58.392 | 52.508 | -9.808 | 68.200 | 5.885 | PK |

Note 1: " * ", means this data is the worst emission level.

Note 2: Measure Level (dBµV/m) = Reading Level (dBµV) + Factor (dB/m).

Note 3: Factor (dB/m) = Cable Loss (dB) + Antenna Factor (dB/m) - Pre_Amplifier Gain (dB).

| | |
|--|-----------------------|
| Site: NS-AC1 | Test Date: 2023/03/23 |
| Limit: FCC_Part 15.407_RE(3m) | Engineer: Ted Chen |
| Probe: Horn 3117_1-18GHz | Polarity: Vertical |
| EUT: AX6000 Dual-band WiFi Router | Power: AC 120V/60Hz |
| Test Mode: Transmit by 802.11n-HT40 at 5710MHz | |



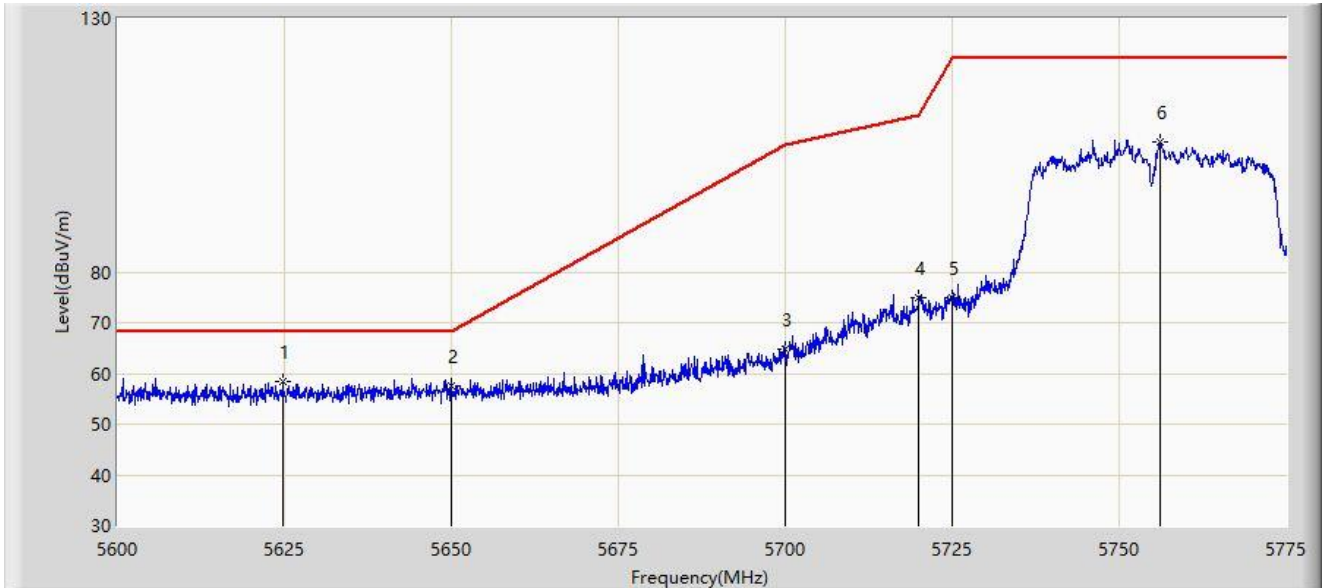
| No | Mark | Frequency (MHz) | Measure Level (dBμV/m) | Reading Level (dBμV) | Margin (dB) | Limit (dBμV/m) | Factor (dB/m) | Type |
|----|------|-----------------|------------------------|----------------------|-------------|----------------|---------------|------|
| 1 | | 5470.000 | 58.000 | 53.199 | -10.200 | 68.200 | 4.801 | PK |
| 2 | | 5706.165 | 116.996 | 111.702 | N/A | N/A | 5.294 | PK |
| 3 | * | 5850.000 | 58.363 | 52.479 | -9.837 | 68.200 | 5.885 | PK |

Note 1: " * ", means this data is the worst emission level.

Note 2: Measure Level (dBμV/m) = Reading Level (dBμV) + Factor (dB/m).

Note 3: Factor (dB/m) = Cable Loss (dB) + Antenna Factor (dB/m) - Pre_Amplifier Gain (dB).

| | |
|--|-----------------------|
| Site: WZ-AC2 | Test Date: 2023/02/27 |
| Limit: FCC_5.8G_RE(3m) | Engineer: Dick Shen |
| Probe: BBHA9120D_1457_1-18GHz | Polarity: Horizontal |
| EUT: AX6000 Dual-band WiFi Router | Power: AC 120V/60Hz |
| Test Mode: Transmit by 802.11n-HT40 at 5755MHz | |



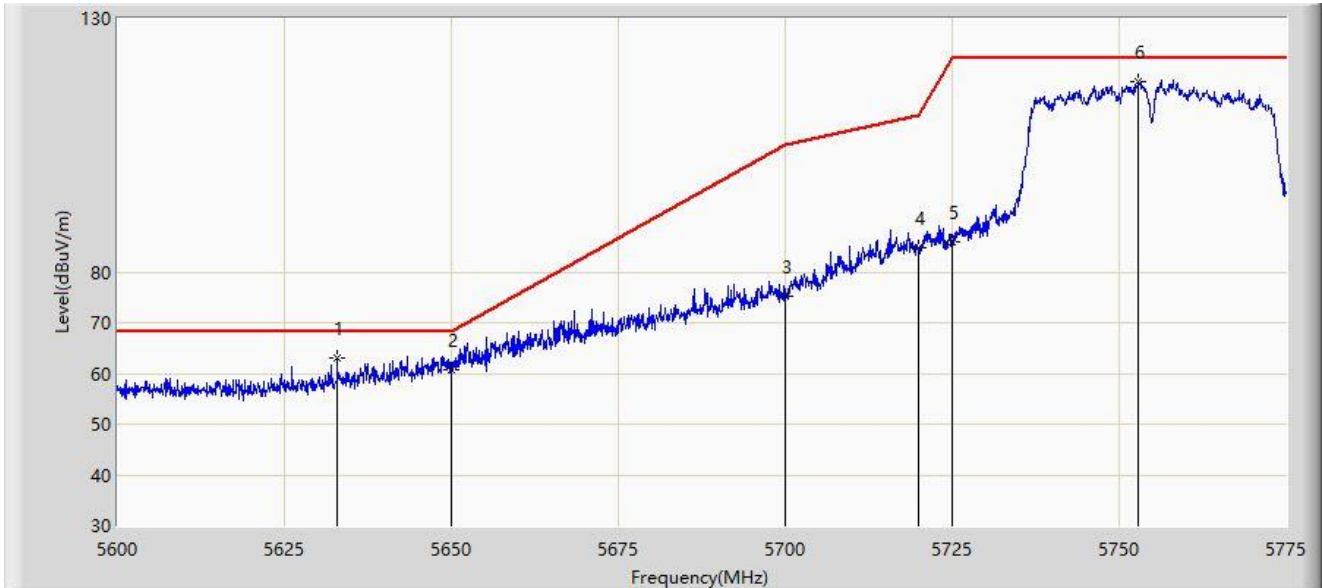
| No | Mark | Frequency (MHz) | Measure Level (dBμV/m) | Reading Level (dBμV) | Margin (dB) | Limit (dBμV/m) | Factor (dB/m) | Type |
|----|------|-----------------|------------------------|----------------------|-------------|----------------|---------------|------|
| 1 | * | 5624.763 | 58.417 | 53.678 | -9.783 | 68.200 | 4.740 | PK |
| 2 | | 5650.000 | 57.413 | 52.281 | -10.787 | 68.200 | 5.132 | PK |
| 3 | | 5700.000 | 64.822 | 59.694 | -40.378 | 105.200 | 5.129 | PK |
| 4 | | 5720.000 | 75.004 | 69.612 | -35.796 | 110.800 | 5.392 | PK |
| 5 | | 5725.000 | 74.791 | 69.315 | -47.409 | 122.200 | 5.476 | PK |
| 6 | | 5756.187 | 105.775 | 100.352 | N/A | N/A | 5.423 | PK |

Note 1: " * ", means this data is the worst emission level.

Note 2: Measure Level (dBμV/m) = Reading Level (dBμV) + Factor (dB/m).

Note 3: Factor (dB/m) = Cable Loss (dB) + Antenna Factor (dB/m) - Pre_Amplifier Gain (dB).

| | |
|--|-----------------------|
| Site: WZ-AC2 | Test Date: 2023/02/27 |
| Limit: FCC_5.8G_RE(3m) | Engineer: Dick Shen |
| Probe: BBHA9120D_1457_1-18GHz | Polarity: Vertical |
| EUT: AX6000 Dual-band WiFi Router | Power: AC 120V/60Hz |
| Test Mode: Transmit by 802.11n-HT40 at 5755MHz | |



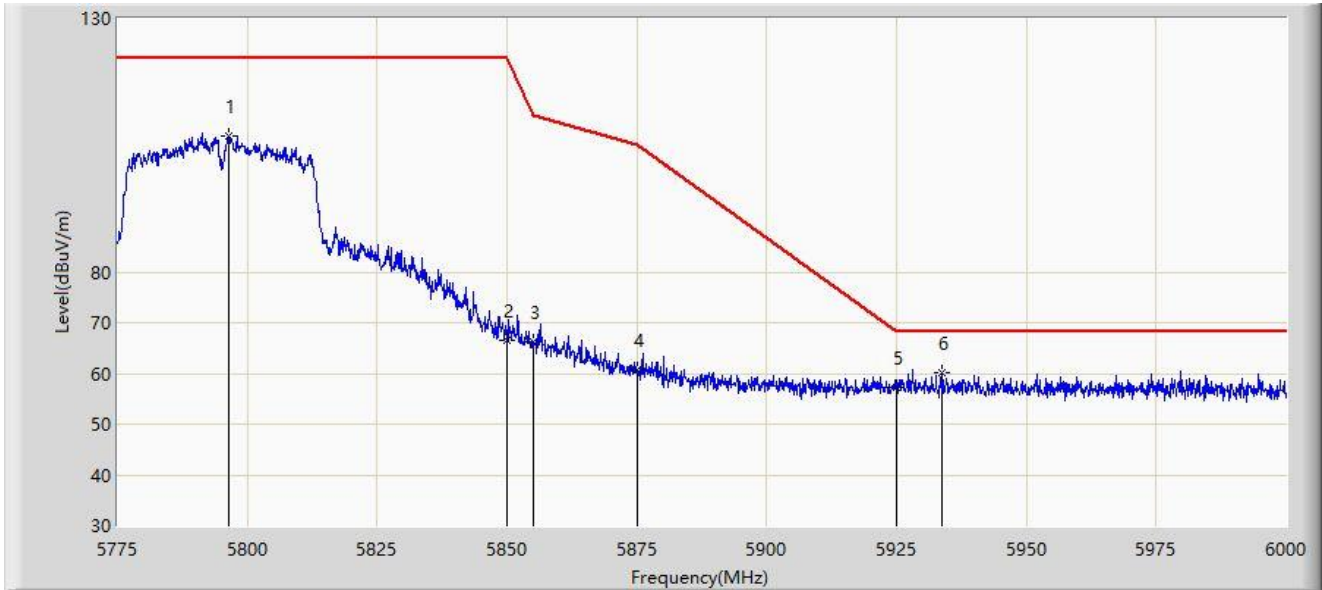
| No | Mark | Frequency (MHz) | Measure Level (dBμV/m) | Reading Level (dBμV) | Margin (dB) | Limit (dBμV/m) | Factor (dB/m) | Type |
|----|------|-----------------|------------------------|----------------------|-------------|----------------|---------------|------|
| 1 | * | 5632.900 | 62.925 | 57.989 | -5.275 | 68.200 | 4.936 | PK |
| 2 | | 5650.000 | 60.595 | 55.463 | -7.605 | 68.200 | 5.132 | PK |
| 3 | | 5700.000 | 75.087 | 69.959 | -30.113 | 105.200 | 5.129 | PK |
| 4 | | 5720.000 | 84.668 | 79.276 | -26.132 | 110.800 | 5.392 | PK |
| 5 | | 5725.000 | 86.082 | 80.606 | -36.118 | 122.200 | 5.476 | PK |
| 6 | | 5752.950 | 117.639 | 112.170 | N/A | N/A | 5.470 | PK |

Note 1: " * ", means this data is the worst emission level.

Note 2: Measure Level (dBμV/m) = Reading Level (dBμV) + Factor (dB/m).

Note 3: Factor (dB/m) = Cable Loss (dB) + Antenna Factor (dB/m) - Pre_Amplifier Gain (dB).

| | |
|--|-----------------------|
| Site: WZ-AC2 | Test Date: 2023/02/27 |
| Limit: FCC_5.8G_RE(3m) | Engineer: Dick Shen |
| Probe: BBHA9120D_1457_1-18GHz | Polarity: Horizontal |
| EUT: AX6000 Dual-band WiFi Router | Power: AC 120V/60Hz |
| Test Mode: Transmit by 802.11n-HT40 at 5795MHz | |



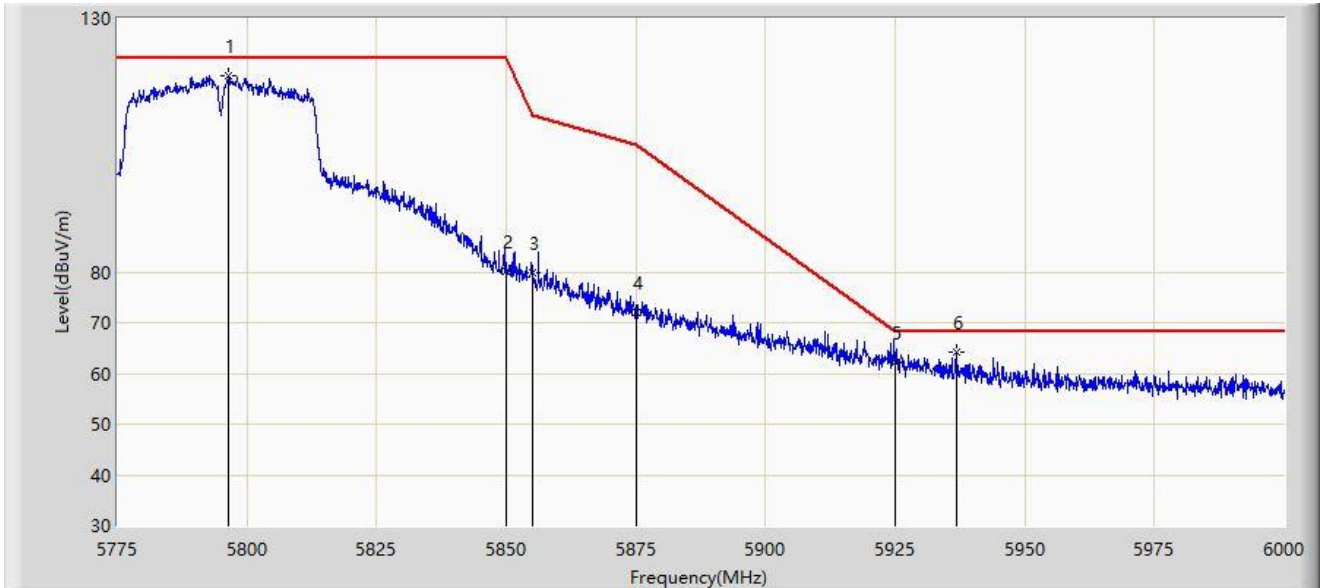
| No | Mark | Frequency (MHz) | Measure Level (dBμV/m) | Reading Level (dBμV) | Margin (dB) | Limit (dBμV/m) | Factor (dB/m) | Type |
|----|------|-----------------|------------------------|----------------------|-------------|----------------|---------------|------|
| 1 | | 5796.375 | 106.667 | 100.784 | N/A | N/A | 5.884 | PK |
| 2 | | 5850.000 | 66.637 | 60.927 | -55.563 | 122.200 | 5.710 | PK |
| 3 | | 5855.000 | 66.158 | 60.368 | -44.642 | 110.800 | 5.790 | PK |
| 4 | | 5875.000 | 60.651 | 54.738 | -44.549 | 105.200 | 5.913 | PK |
| 5 | | 5925.000 | 57.386 | 51.369 | -10.814 | 68.200 | 6.016 | PK |
| 6 | * | 5933.850 | 60.017 | 53.894 | -8.183 | 68.200 | 6.122 | PK |

Note 1: " * ", means this data is the worst emission level.

Note 2: Measure Level (dBμV/m) = Reading Level (dBμV) + Factor (dB/m).

Note 3: Factor (dB/m) = Cable Loss (dB) + Antenna Factor (dB/m) - Pre_Amplifier Gain (dB).

| | |
|--|-----------------------|
| Site: WZ-AC2 | Test Date: 2023/02/27 |
| Limit: FCC_5.8G_RE(3m) | Engineer: Dick Shen |
| Probe: BBHA9120D_1457_1-18GHz | Polarity: Vertical |
| EUT: AX6000 Dual-band WiFi Router | Power: AC 120V/60Hz |
| Test Mode: Transmit by 802.11n-HT40 at 5795MHz | |



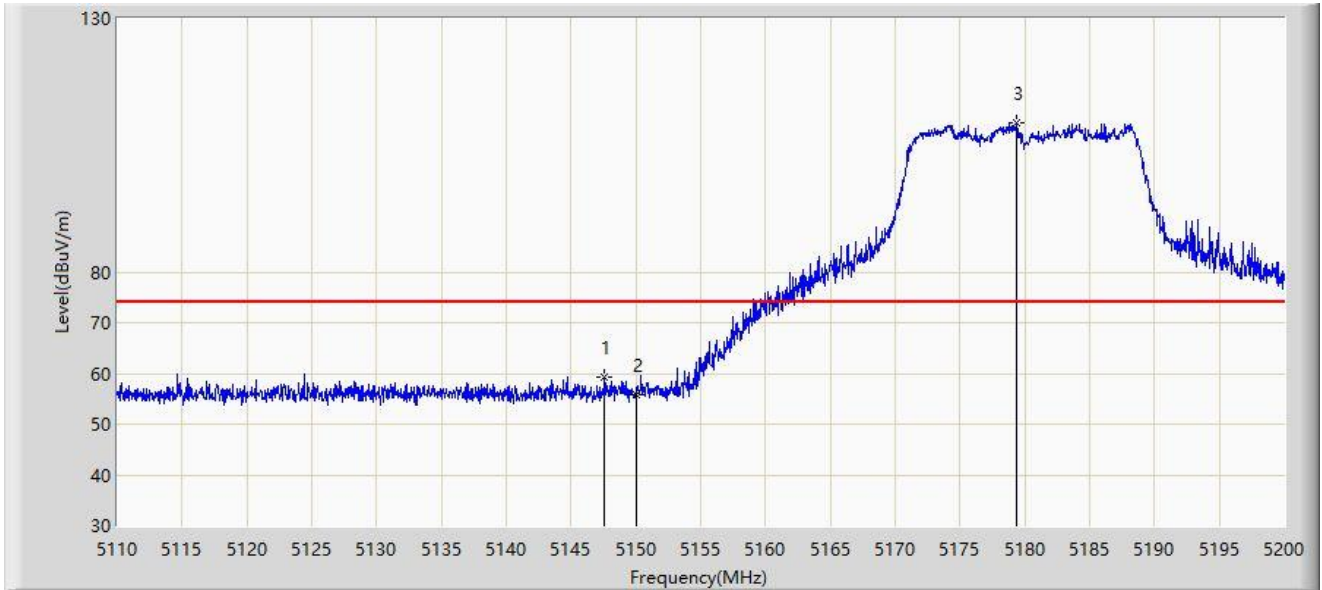
| No | Mark | Frequency (MHz) | Measure Level (dBμV/m) | Reading Level (dBμV) | Margin (dB) | Limit (dBμV/m) | Factor (dB/m) | Type |
|----|------|-----------------|------------------------|----------------------|-------------|----------------|---------------|------|
| 1 | | 5796.487 | 118.618 | 112.735 | N/A | N/A | 5.883 | PK |
| 2 | | 5850.000 | 80.145 | 74.435 | -42.055 | 122.200 | 5.710 | PK |
| 3 | | 5855.000 | 79.738 | 73.948 | -31.062 | 110.800 | 5.790 | PK |
| 4 | | 5875.000 | 72.132 | 66.219 | -33.068 | 105.200 | 5.913 | PK |
| 5 | | 5925.000 | 62.160 | 56.143 | -6.040 | 68.200 | 6.016 | PK |
| 6 | * | 5936.775 | 64.059 | 57.963 | -4.141 | 68.200 | 6.096 | PK |

Note 1: " * ", means this data is the worst emission level.

Note 2: Measure Level (dBμV/m) = Reading Level (dBμV) + Factor (dB/m).

Note 3: Factor (dB/m) = Cable Loss (dB) + Antenna Factor (dB/m) - Pre_Amplifier Gain (dB).

| | |
|--|-----------------------|
| Site: WZ-AC2 | Test Date: 2023/02/28 |
| Limit: FCC_5G_RE(3m) | Engineer: Dick Shen |
| Probe: BBHA9120D_1457_1-18GHz | Polarity: Horizontal |
| EUT: AX6000 Dual-band WiFi Router | Power: AC 120V/60Hz |
| Test Mode: Transmit by 802.11ac-VHT20 at 5180MHz | |



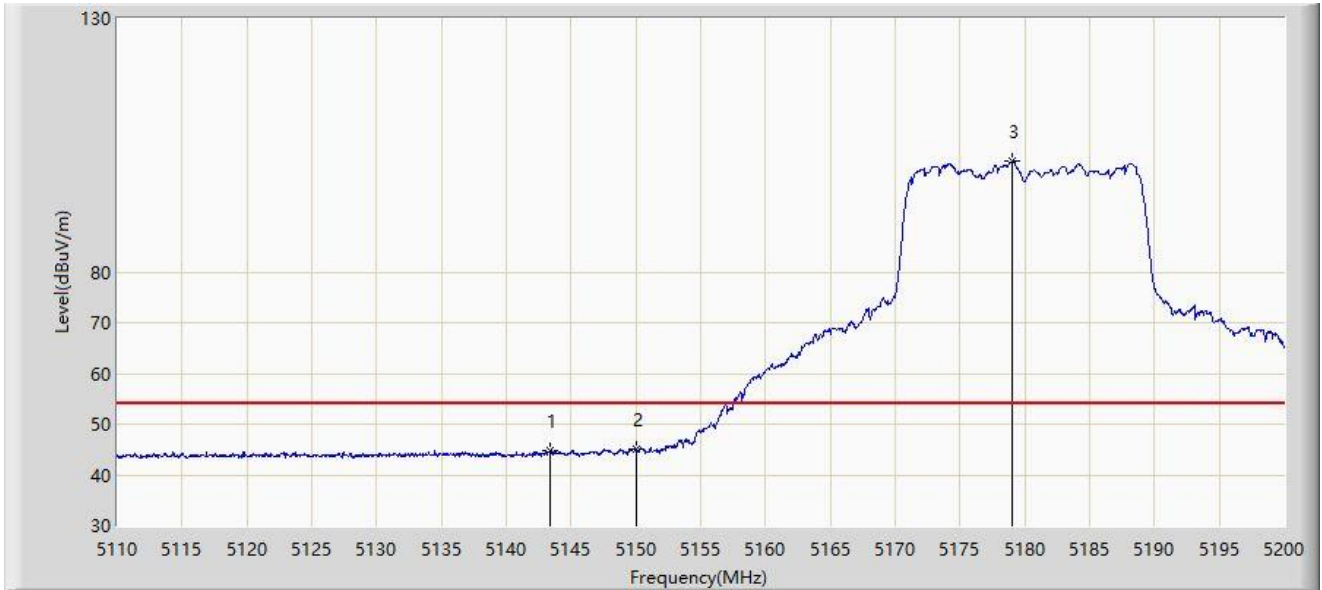
| No | Mark | Frequency (MHz) | Measure Level (dB μ V/m) | Reading Level (dB μ V) | Margin (dB) | Limit (dB μ V/m) | Factor (dB/m) | Type |
|----|------|-----------------|------------------------------|----------------------------|-------------|----------------------|---------------|------|
| 1 | * | 5147.575 | 59.384 | 55.264 | -14.616 | 74.000 | 4.121 | PK |
| 2 | | 5150.000 | 55.840 | 51.771 | -18.160 | 74.000 | 4.069 | PK |
| 3 | | 5179.390 | 109.381 | 105.604 | N/A | N/A | 3.777 | PK |

Note 1: " * ", means this data is the worst emission level.

Note 2: Measure Level (dB μ V/m) = Reading Level (dB μ V) + Factor (dB/m).

Note 3: Factor (dB/m) = Cable Loss (dB) + Antenna Factor (dB/m) - Pre_Amplifier Gain (dB).

| | |
|--|-----------------------|
| Site: WZ-AC2 | Test Date: 2023/02/28 |
| Limit: FCC_5G_RE(3m) | Engineer: Dick Shen |
| Probe: BBHA9120D_1457_1-18GHz | Polarity: Horizontal |
| EUT: AX6000 Dual-band WiFi Router | Power: AC 120V/60Hz |
| Test Mode: Transmit by 802.11ac-VHT20 at 5180MHz | |



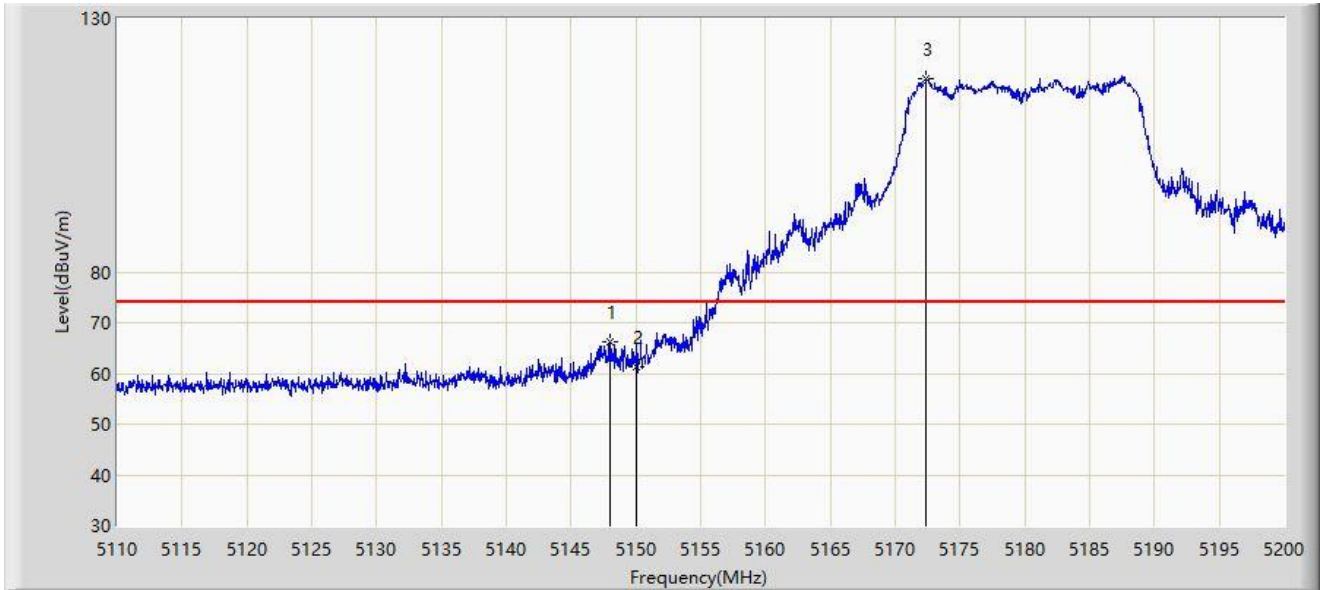
| No | Mark | Frequency (MHz) | Measure Level (dBμV/m) | Reading Level (dBμV) | Margin (dB) | Limit (dBμV/m) | Factor (dB/m) | Type |
|----|------|-----------------|------------------------|----------------------|-------------|----------------|---------------|------|
| 1 | | 5143.435 | 44.819 | 40.694 | -9.181 | 54.000 | 4.125 | AV |
| 2 | * | 5150.000 | 45.026 | 40.957 | -8.974 | 54.000 | 4.069 | AV |
| 3 | | 5179.075 | 101.752 | 97.975 | N/A | N/A | 3.778 | AV |

Note 1: " * ", means this data is the worst emission level.

Note 2: Measure Level (dBμV/m) = Reading Level (dBμV) + Factor (dB/m).

Note 3: Factor (dB/m) = Cable Loss (dB) + Antenna Factor (dB/m) - Pre_Amplifier Gain (dB).

| | |
|--|-----------------------|
| Site: WZ-AC2 | Test Date: 2023/02/28 |
| Limit: FCC_5G_RE(3m) | Engineer: Dick Shen |
| Probe: BBHA9120D_1457_1-18GHz | Polarity: Vertical |
| EUT: AX6000 Dual-band WiFi Router | Power: AC 120V/60Hz |
| Test Mode: Transmit by 802.11ac-VHT20 at 5180MHz | |



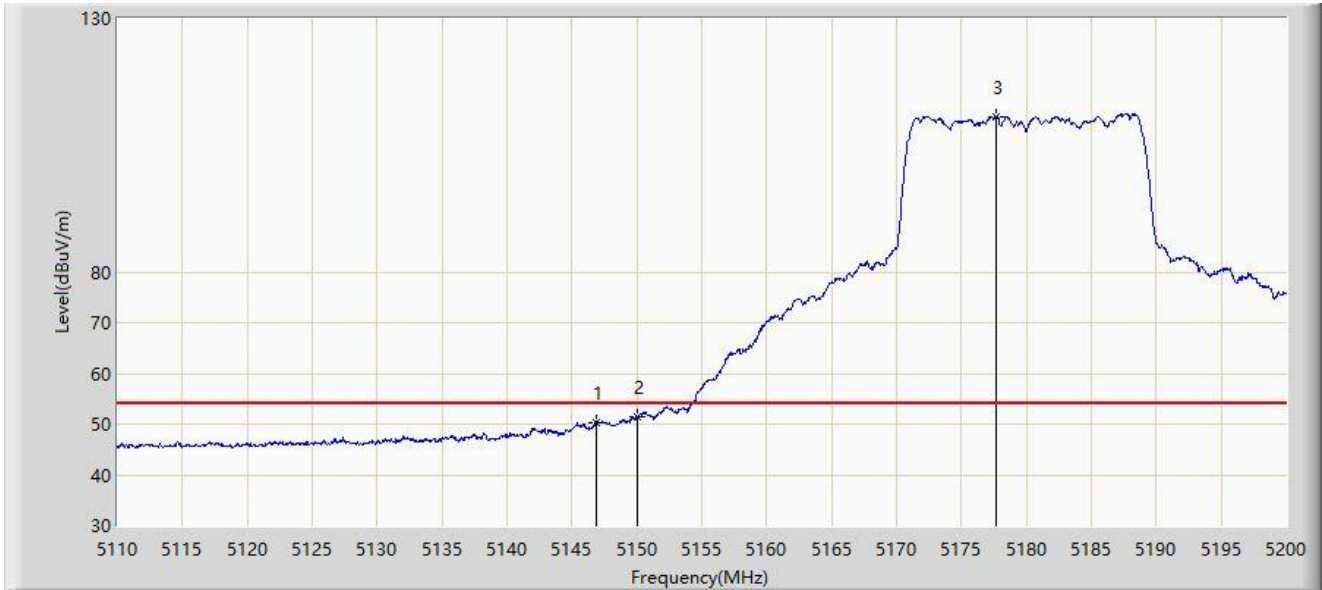
| No | Mark | Frequency (MHz) | Measure Level (dBμV/m) | Reading Level (dBμV) | Margin (dB) | Limit (dBμV/m) | Factor (dB/m) | Type |
|----|------|-----------------|------------------------|----------------------|-------------|----------------|---------------|------|
| 1 | * | 5148.025 | 66.300 | 62.181 | -7.700 | 74.000 | 4.119 | PK |
| 2 | | 5150.000 | 61.416 | 57.347 | -12.584 | 74.000 | 4.069 | PK |
| 3 | | 5172.415 | 118.072 | 114.292 | N/A | N/A | 3.780 | PK |

Note 1: " * ", means this data is the worst emission level.

Note 2: Measure Level (dBμV/m) = Reading Level (dBμV) + Factor (dB/m).

Note 3: Factor (dB/m) = Cable Loss (dB) + Antenna Factor (dB/m) - Pre_Amplifier Gain (dB).

| | |
|--|-----------------------|
| Site: WZ-AC2 | Test Date: 2023/02/27 |
| Limit: FCC_5G_RE(3m) | Engineer: Dick Shen |
| Probe: BBHA9120D_1457_1-18GHz | Polarity: Vertical |
| EUT: AX6000 Dual-band WiFi Router | Power: AC 120V/60Hz |
| Test Mode: Transmit by 802.11ac-VHT20 at 5180MHz | |



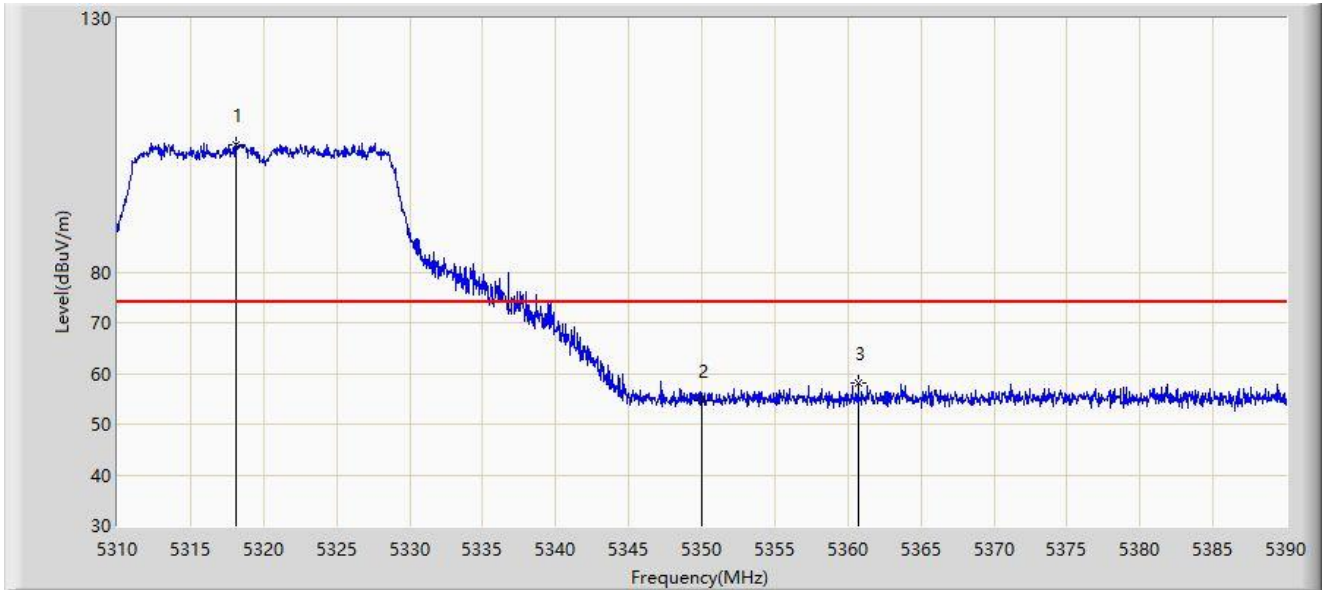
| No | Mark | Frequency (MHz) | Measure Level (dBμV/m) | Reading Level (dBμV) | Margin (dB) | Limit (dBμV/m) | Factor (dB/m) | Type |
|----|------|-----------------|------------------------|----------------------|-------------|----------------|---------------|------|
| 1 | | 5146.900 | 50.409 | 46.288 | -3.591 | 54.000 | 4.121 | AV |
| 2 | * | 5150.000 | 51.319 | 47.250 | -2.681 | 54.000 | 4.069 | AV |
| 3 | | 5177.680 | 110.623 | 106.845 | N/A | N/A | 3.778 | AV |

Note 1: " * ", means this data is the worst emission level.

Note 2: Measure Level (dBμV/m) = Reading Level (dBμV) + Factor (dB/m).

Note 3: Factor (dB/m) = Cable Loss (dB) + Antenna Factor (dB/m) - Pre_Amplifier Gain (dB).

| | |
|--|-----------------------|
| Site: WZ-AC2 | Test Date: 2023/02/28 |
| Limit: FCC_5G_RE(3m) | Engineer: Dick Shen |
| Probe: BBHA9120D_1457_1-18GHz | Polarity: Horizontal |
| EUT: AX6000 Dual-band WiFi Router | Power: AC 120V/60Hz |
| Test Mode: Transmit by 802.11ac-VHT20 at 5320MHz | |



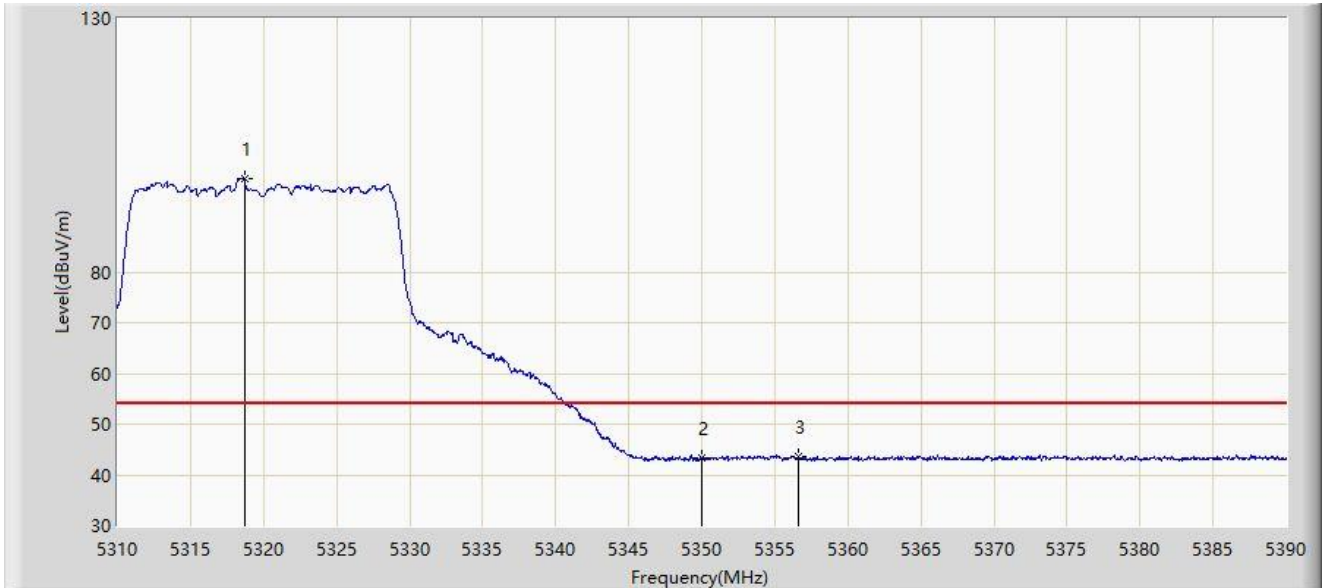
| No | Mark | Frequency (MHz) | Measure Level (dB μ V/m) | Reading Level (dB μ V) | Margin (dB) | Limit (dB μ V/m) | Factor (dB/m) | Type |
|----|------|-----------------|------------------------------|----------------------------|-------------|----------------------|---------------|------|
| 1 | | 5318.080 | 105.161 | 101.677 | N/A | N/A | 3.484 | PK |
| 2 | | 5350.000 | 54.543 | 50.696 | -19.457 | 74.000 | 3.847 | PK |
| 3 | * | 5360.720 | 58.064 | 54.148 | -15.936 | 74.000 | 3.917 | PK |

Note 1: " * ", means this data is the worst emission level.

Note 2: Measure Level (dB μ V/m) = Reading Level (dB μ V) + Factor (dB/m).

Note 3: Factor (dB/m) = Cable Loss (dB) + Antenna Factor (dB/m) - Pre_Amplifier Gain (dB).

| | |
|--|-----------------------|
| Site: WZ-AC2 | Test Date: 2023/02/28 |
| Limit: FCC_5G_RE(3m) | Engineer: Dick Shen |
| Probe: BBHA9120D_1457_1-18GHz | Polarity: Horizontal |
| EUT: AX6000 Dual-band WiFi Router | Power: AC 120V/60Hz |
| Test Mode: Transmit by 802.11ac-VHT20 at 5320MHz | |



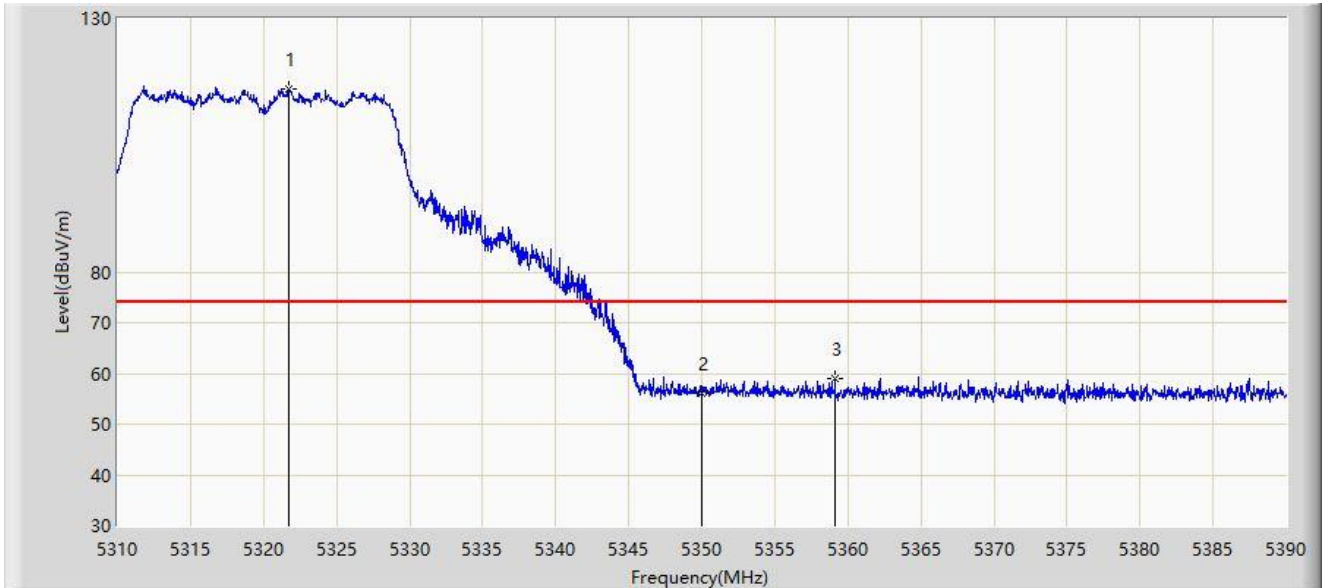
| No | Mark | Frequency (MHz) | Measure Level (dB μ V/m) | Reading Level (dB μ V) | Margin (dB) | Limit (dB μ V/m) | Factor (dB/m) | Type |
|----|------|-----------------|------------------------------|----------------------------|-------------|----------------------|---------------|------|
| 1 | | 5318.680 | 98.279 | 94.786 | N/A | N/A | 3.492 | AV |
| 2 | | 5350.000 | 43.426 | 39.579 | -10.574 | 54.000 | 3.847 | AV |
| 3 | * | 5356.640 | 43.554 | 39.654 | -10.446 | 54.000 | 3.901 | AV |

Note 1: " * ", means this data is the worst emission level.

Note 2: Measure Level (dB μ V/m) = Reading Level (dB μ V) + Factor (dB/m).

Note 3: Factor (dB/m) = Cable Loss (dB) + Antenna Factor (dB/m) - Pre_Amplifier Gain (dB).

| | |
|--|-----------------------|
| Site: WZ-AC2 | Test Date: 2023/02/28 |
| Limit: FCC_5G_RE(3m) | Engineer: Dick Shen |
| Probe: BBHA9120D_1457_1-18GHz | Polarity: Vertical |
| EUT: AX6000 Dual-band WiFi Router | Power: AC 120V/60Hz |
| Test Mode: Transmit by 802.11ac-VHT20 at 5320MHz | |



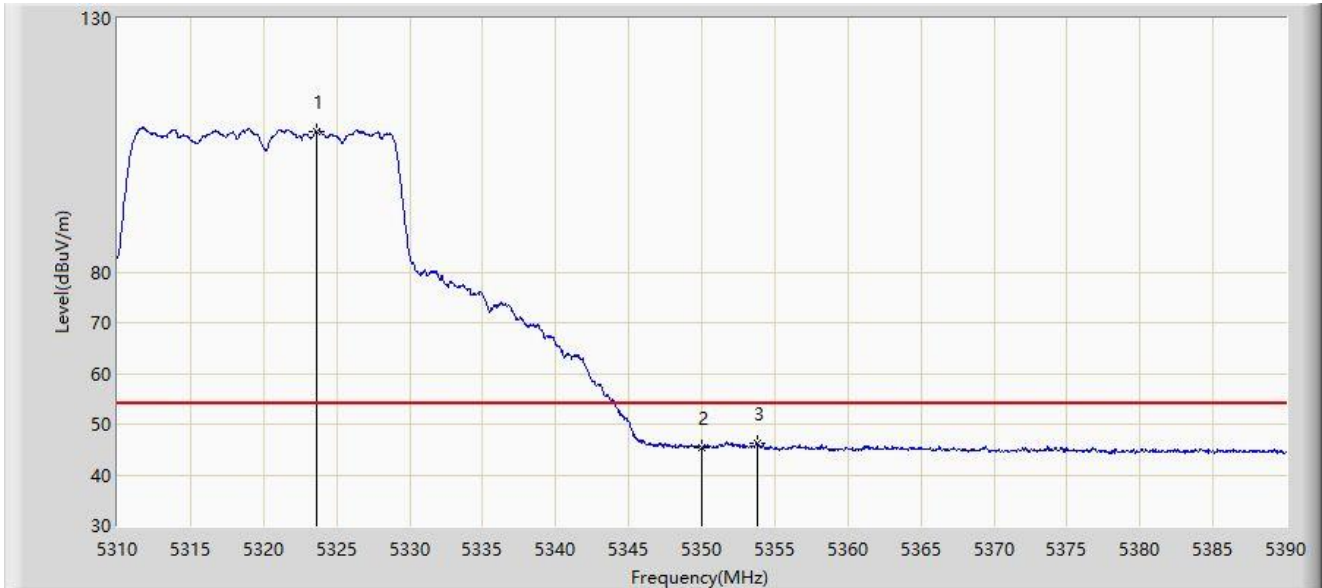
| No | Mark | Frequency (MHz) | Measure Level (dB μ V/m) | Reading Level (dB μ V) | Margin (dB) | Limit (dB μ V/m) | Factor (dB/m) | Type |
|----|------|-----------------|------------------------------|----------------------------|-------------|----------------------|---------------|------|
| 1 | | 5321.760 | 116.086 | 112.549 | N/A | N/A | 3.536 | PK |
| 2 | | 5350.000 | 56.069 | 52.222 | -17.931 | 74.000 | 3.847 | PK |
| 3 | * | 5359.120 | 58.912 | 55.002 | -15.088 | 74.000 | 3.910 | PK |

Note 1: " * ", means this data is the worst emission level.

Note 2: Measure Level (dB μ V/m) = Reading Level (dB μ V) + Factor (dB/m).

Note 3: Factor (dB/m) = Cable Loss (dB) + Antenna Factor (dB/m) - Pre_Amplifier Gain (dB).

| | |
|--|-----------------------|
| Site: WZ-AC2 | Test Date: 2023/02/28 |
| Limit: FCC_5G_RE(3m) | Engineer: Dick Shen |
| Probe: BBHA9120D_1457_1-18GHz | Polarity: Vertical |
| EUT: AX6000 Dual-band WiFi Router | Power: AC 120V/60Hz |
| Test Mode: Transmit by 802.11ac-VHT20 at 5320MHz | |



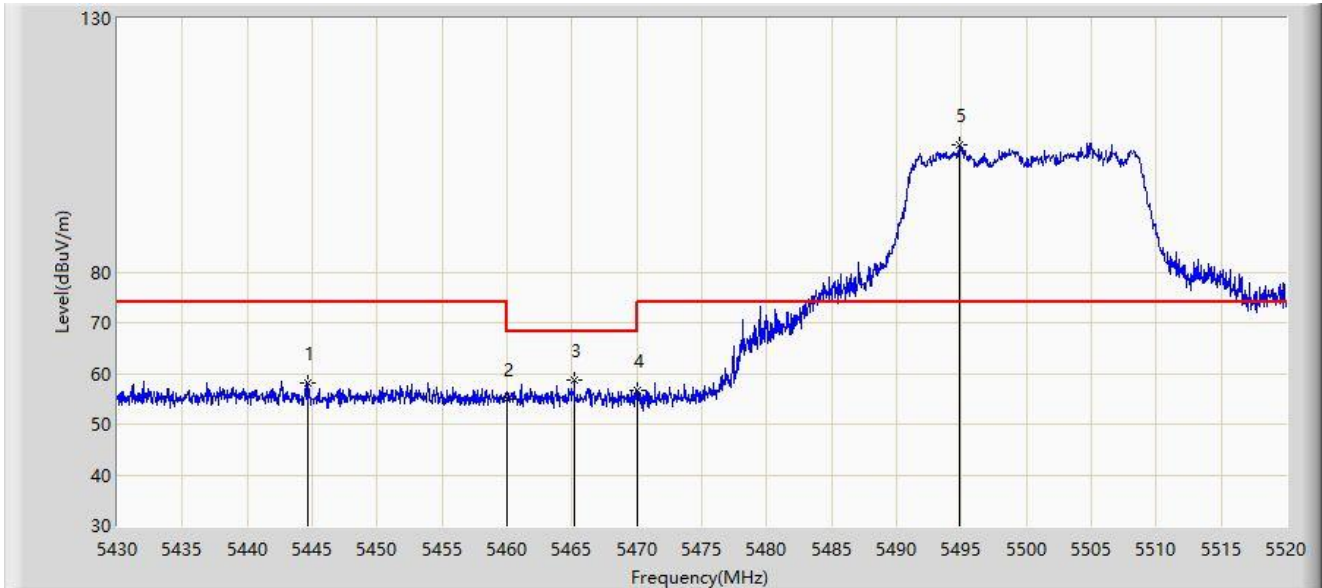
| No | Mark | Frequency (MHz) | Measure Level (dB μ V/m) | Reading Level (dB μ V) | Margin (dB) | Limit (dB μ V/m) | Factor (dB/m) | Type |
|----|------|-----------------|------------------------------|----------------------------|-------------|----------------------|---------------|------|
| 1 | | 5323.640 | 107.817 | 104.253 | N/A | N/A | 3.564 | AV |
| 2 | | 5350.000 | 45.323 | 41.476 | -8.677 | 54.000 | 3.847 | AV |
| 3 | * | 5353.760 | 46.312 | 42.423 | -7.688 | 54.000 | 3.889 | AV |

Note 1: " * ", means this data is the worst emission level.

Note 2: Measure Level (dB μ V/m) = Reading Level (dB μ V) + Factor (dB/m).

Note 3: Factor (dB/m) = Cable Loss (dB) + Antenna Factor (dB/m) - Pre_Amplifier Gain (dB).

| | |
|--|-----------------------|
| Site: WZ-AC2 | Test Date: 2023/02/28 |
| Limit: FCC_5G_RE(3m) | Engineer: Dick Shen |
| Probe: BBHA9120D_1457_1-18GHz | Polarity: Horizontal |
| EUT: AX6000 Dual-band WiFi Router | Power: AC 120V/60Hz |
| Test Mode: Transmit by 802.11ac-VHT20 at 5500MHz | |



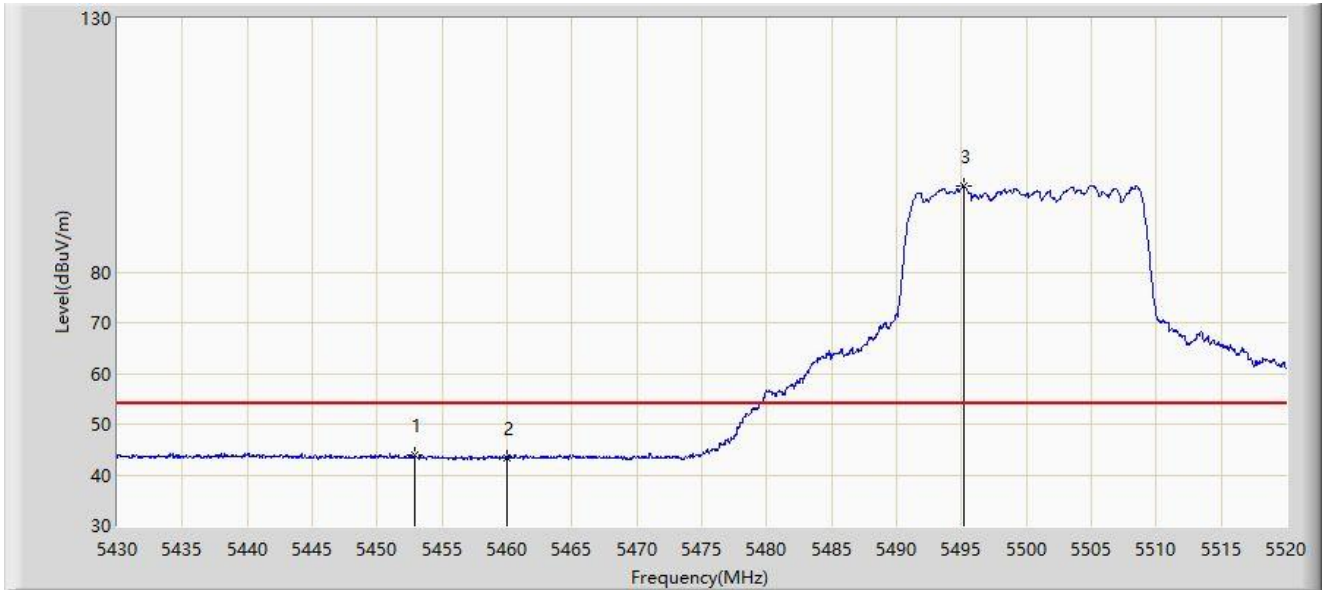
| No | Mark | Frequency (MHz) | Measure Level (dBμV/m) | Reading Level (dBμV) | Margin (dB) | Limit (dBμV/m) | Factor (dB/m) | Type |
|----|------|-----------------|------------------------|----------------------|-------------|----------------|---------------|------|
| 1 | | 5444.715 | 58.153 | 54.058 | -15.847 | 74.000 | 4.095 | PK |
| 2 | | 5460.000 | 54.869 | 51.041 | -19.131 | 74.000 | 3.828 | PK |
| 3 | * | 5465.190 | 58.731 | 54.926 | -9.469 | 68.200 | 3.806 | PK |
| 4 | | 5470.000 | 56.611 | 52.827 | -11.589 | 68.200 | 3.785 | PK |
| 5 | | 5494.890 | 105.001 | 101.040 | N/A | N/A | 3.961 | PK |

Note 1: " * ", means this data is the worst emission level.

Note 2: Measure Level (dBμV/m) = Reading Level (dBμV) + Factor (dB/m).

Note 3: Factor (dB/m) = Cable Loss (dB) + Antenna Factor (dB/m) - Pre_Amplifier Gain (dB).

| | |
|--|-----------------------|
| Site: WZ-AC2 | Test Date: 2023/02/28 |
| Limit: FCC_5G_RE(3m) | Engineer: Dick Shen |
| Probe: BBHA9120D_1457_1-18GHz | Polarity: Horizontal |
| EUT: AX6000 Dual-band WiFi Router | Power: AC 120V/60Hz |
| Test Mode: Transmit by 802.11ac-VHT20 at 5500MHz | |



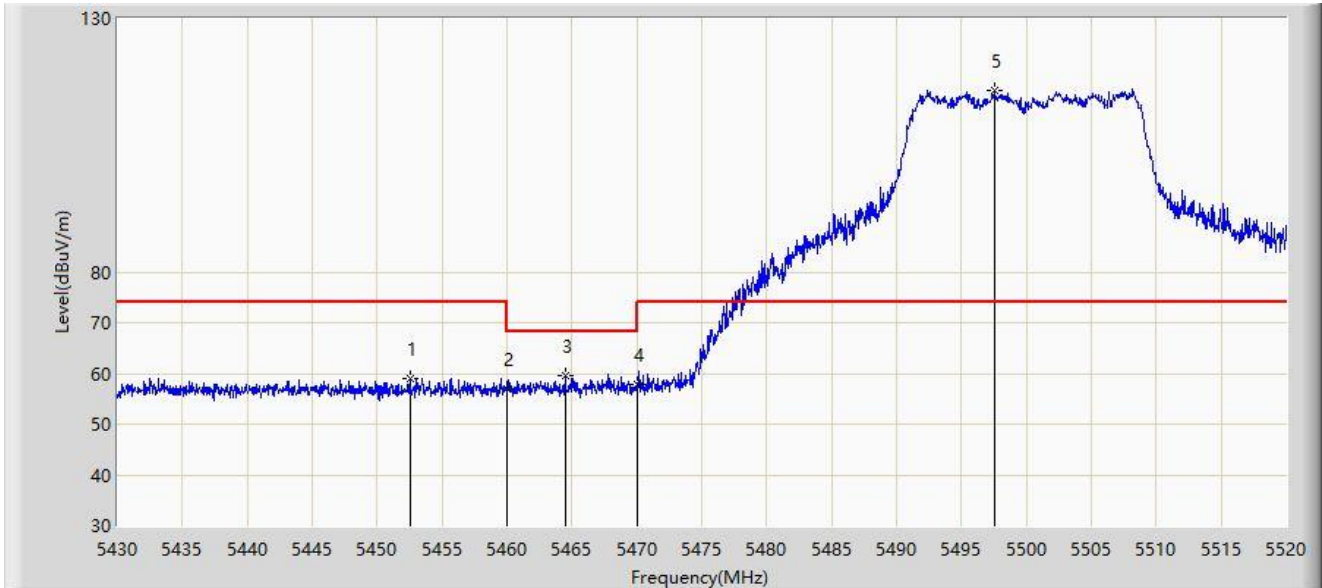
| No | Mark | Frequency (MHz) | Measure Level (dB μ V/m) | Reading Level (dB μ V) | Margin (dB) | Limit (dB μ V/m) | Factor (dB/m) | Type |
|----|------|-----------------|------------------------------|----------------------------|-------------|----------------------|---------------|------|
| 1 | * | 5452.860 | 43.822 | 39.924 | -10.178 | 54.000 | 3.898 | AV |
| 2 | | 5460.000 | 43.468 | 39.640 | -10.532 | 54.000 | 3.828 | AV |
| 3 | | 5495.160 | 96.952 | 92.986 | N/A | N/A | 3.966 | AV |

Note 1: " * ", means this data is the worst emission level.

Note 2: Measure Level (dB μ V/m) = Reading Level (dB μ V) + Factor (dB/m).

Note 3: Factor (dB/m) = Cable Loss (dB) + Antenna Factor (dB/m) - Pre_Amplifier Gain (dB).

| | |
|--|-----------------------|
| Site: WZ-AC2 | Test Date: 2023/02/28 |
| Limit: FCC_5G_RE(3m) | Engineer: Dick Shen |
| Probe: BBHA9120D_1457_1-18GHz | Polarity: Vertical |
| EUT: AX6000 Dual-band WiFi Router | Power: AC 120V/60Hz |
| Test Mode: Transmit by 802.11ac-VHT20 at 5500MHz | |



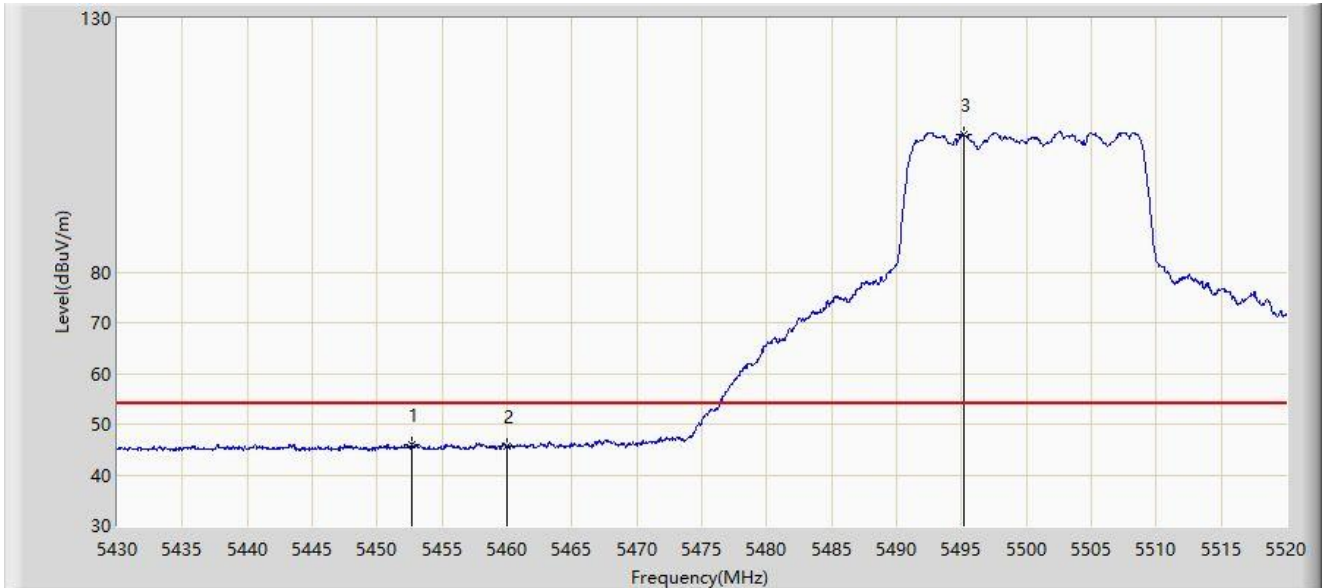
| No | Mark | Frequency (MHz) | Measure Level (dBμV/m) | Reading Level (dBμV) | Margin (dB) | Limit (dBμV/m) | Factor (dB/m) | Type |
|----|------|-----------------|------------------------|----------------------|-------------|----------------|---------------|------|
| 1 | | 5452.500 | 59.076 | 55.170 | -14.924 | 74.000 | 3.905 | PK |
| 2 | | 5460.000 | 56.969 | 53.141 | -17.031 | 74.000 | 3.828 | PK |
| 3 | * | 5464.515 | 59.536 | 55.728 | -8.664 | 68.200 | 3.809 | PK |
| 4 | | 5470.000 | 57.896 | 54.112 | -10.304 | 68.200 | 3.785 | PK |
| 5 | | 5497.500 | 115.792 | 111.786 | N/A | N/A | 4.006 | PK |

Note 1: " * ", means this data is the worst emission level.

Note 2: Measure Level (dBμV/m) = Reading Level (dBμV) + Factor (dB/m).

Note 3: Factor (dB/m) = Cable Loss (dB) + Antenna Factor (dB/m) - Pre_Amplifier Gain (dB).

| | |
|--|-----------------------|
| Site: WZ-AC2 | Test Date: 2023/02/28 |
| Limit: FCC_5G_RE(3m) | Engineer: Dick Shen |
| Probe: BBHA9120D_1457_1-18GHz | Polarity: Vertical |
| EUT: AX6000 Dual-band WiFi Router | Power: AC 120V/60Hz |
| Test Mode: Transmit by 802.11ac-VHT20 at 5500MHz | |



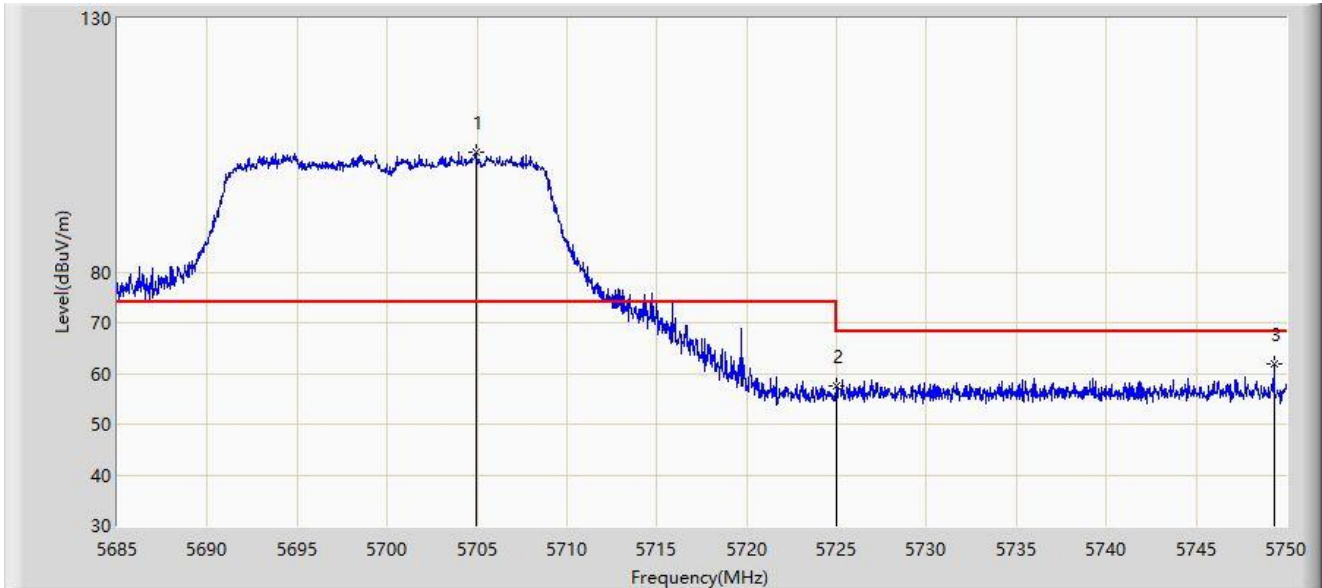
| No | Mark | Frequency (MHz) | Measure Level (dBμV/m) | Reading Level (dBμV) | Margin (dB) | Limit (dBμV/m) | Factor (dB/m) | Type |
|----|------|-----------------|------------------------|----------------------|-------------|----------------|---------------|------|
| 1 | * | 5452.680 | 46.017 | 42.115 | -7.983 | 54.000 | 3.902 | AV |
| 2 | | 5460.000 | 45.510 | 41.682 | -8.490 | 54.000 | 3.828 | AV |
| 3 | | 5495.160 | 106.963 | 102.997 | N/A | N/A | 3.966 | AV |

Note 1: " * ", means this data is the worst emission level.

Note 2: Measure Level (dBμV/m) = Reading Level (dBμV) + Factor (dB/m).

Note 3: Factor (dB/m) = Cable Loss (dB) + Antenna Factor (dB/m) - Pre_Amplifier Gain (dB).

| | |
|--|-----------------------|
| Site: WZ-AC2 | Test Date: 2023/02/28 |
| Limit: FCC_5G_RE(3m) | Engineer: Dick Shen |
| Probe: BBHA9120D_1457_1-18GHz | Polarity: Horizontal |
| EUT: AX6000 Dual-band WiFi Router | Power: AC 120V/60Hz |
| Test Mode: Transmit by 802.11ac-VHT20 at 5700MHz | |



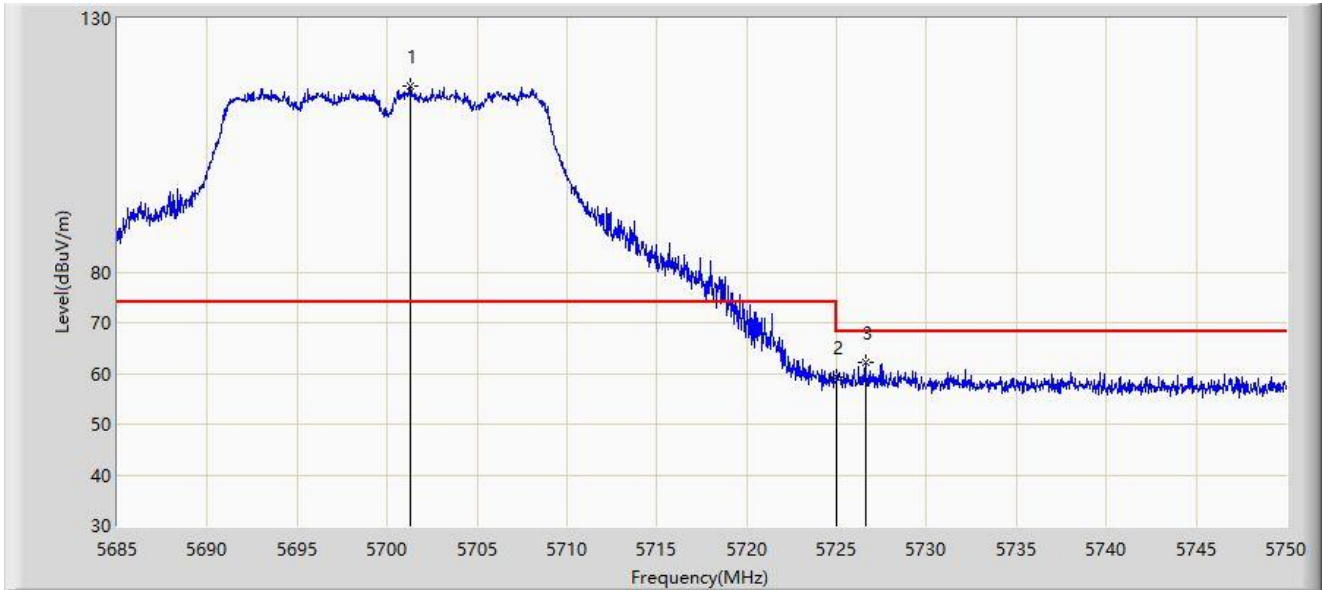
| No | Mark | Frequency (MHz) | Measure Level (dB μ V/m) | Reading Level (dB μ V) | Margin (dB) | Limit (dB μ V/m) | Factor (dB/m) | Type |
|----|------|-----------------|------------------------------|----------------------------|-------------|----------------------|---------------|------|
| 1 | | 5704.955 | 103.697 | 98.525 | N/A | N/A | 5.172 | PK |
| 2 | | 5725.000 | 57.516 | 52.040 | -10.684 | 68.200 | 5.476 | PK |
| 3 | * | 5749.317 | 61.782 | 56.261 | -6.418 | 68.200 | 5.522 | PK |

Note 1: " * ", means this data is the worst emission level.

Note 2: Measure Level (dB μ V/m) = Reading Level (dB μ V) + Factor (dB/m).

Note 3: Factor (dB/m) = Cable Loss (dB) + Antenna Factor (dB/m) - Pre_Amplifier Gain (dB).

| | |
|--|-----------------------|
| Site: WZ-AC2 | Test Date: 2023/02/28 |
| Limit: FCC_5G_RE(3m) | Engineer: Edith Yu |
| Probe: BBHA9120D_1457_1-18GHz | Polarity: Vertical |
| EUT: AX6000 Dual-band WiFi Router | Power: AC 120V/60Hz |
| Test Mode: Transmit by 802.11ac-VHT20 at 5700MHz | |



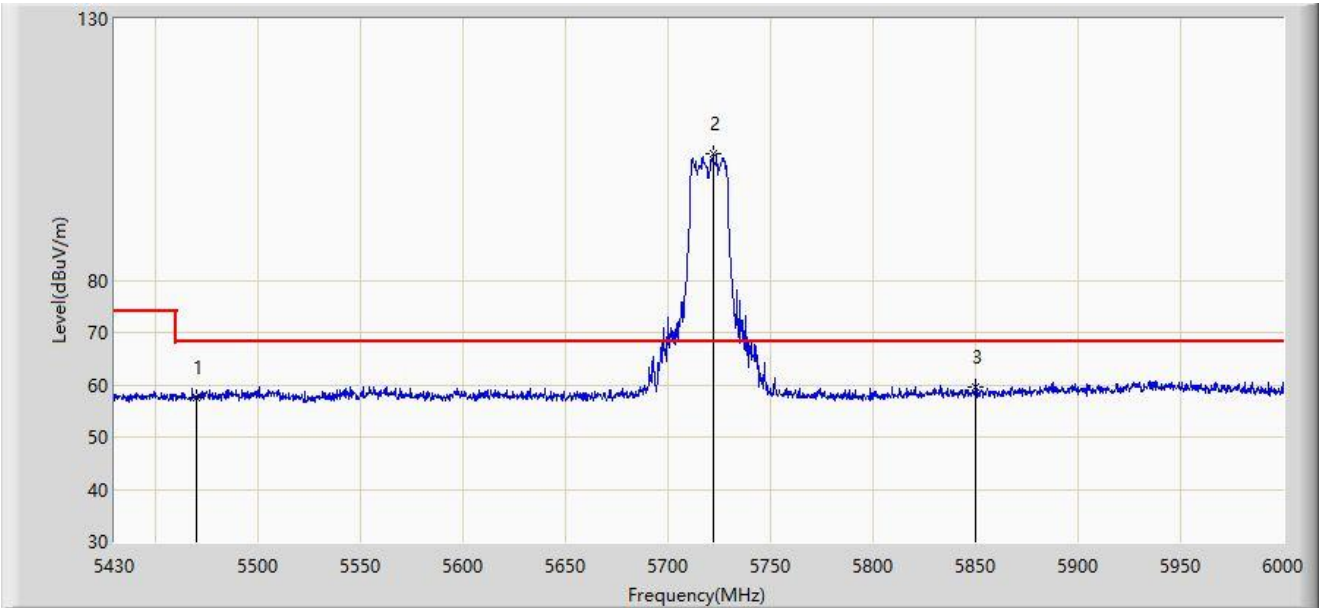
| No | Mark | Frequency (MHz) | Measure Level (dB μ V/m) | Reading Level (dB μ V) | Margin (dB) | Limit (dB μ V/m) | Factor (dB/m) | Type |
|----|------|-----------------|------------------------------|----------------------------|-------------|----------------------|---------------|------|
| 1 | | 5701.250 | 116.554 | 111.415 | N/A | N/A | 5.139 | PK |
| 2 | | 5725.000 | 59.359 | 53.883 | -8.841 | 68.200 | 5.476 | PK |
| 3 | * | 5726.600 | 62.083 | 56.543 | -6.117 | 68.200 | 5.540 | PK |

Note 1: " * ", means this data is the worst emission level.

Note 2: Measure Level (dB μ V/m) = Reading Level (dB μ V) + Factor (dB/m).

Note 3: Factor (dB/m) = Cable Loss (dB) + Antenna Factor (dB/m) - Pre_Amplifier Gain (dB).

| | |
|--|-----------------------|
| Site: NS-AC1 | Test Date: 2023/03/23 |
| Limit: FCC_Part 15.407_RE(3m) | Engineer: Ted Chen |
| Probe: Horn 3117_1-18GHz | Polarity: Horizontal |
| EUT: AX6000 Dual-band WiFi Router | Power: AC 120V/60Hz |
| Test Mode: Transmit by 802.11ac-VHT20 at 5720MHz | |



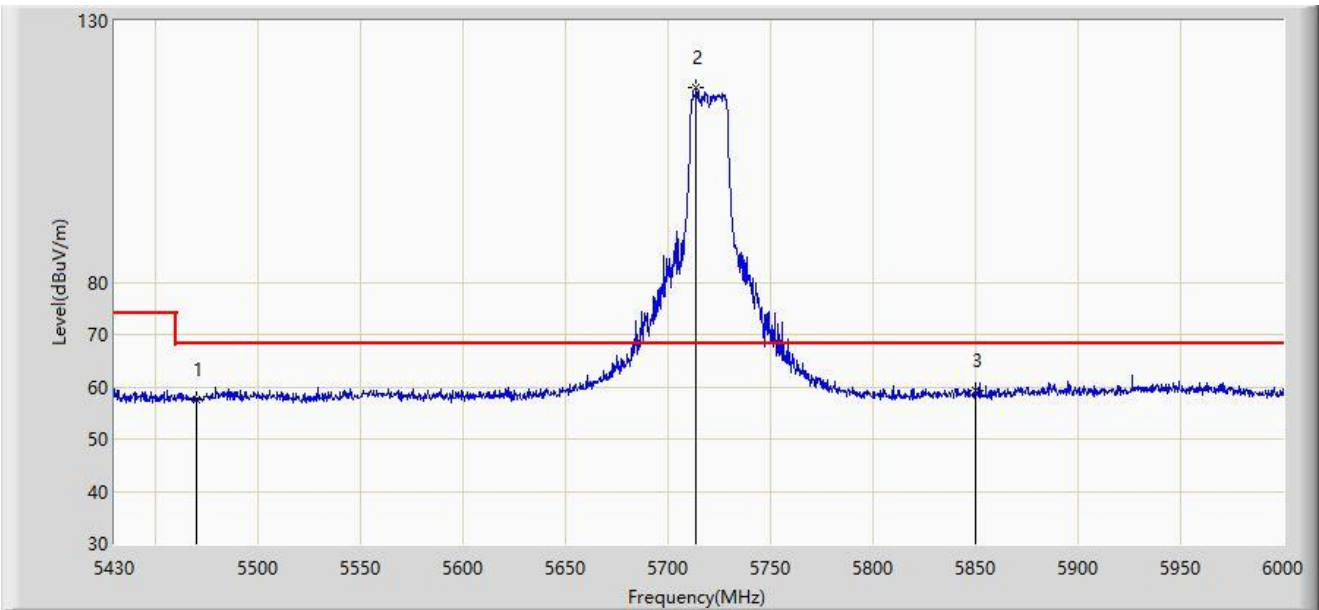
| No | Mark | Frequency (MHz) | Measure Level (dBμV/m) | Reading Level (dBμV) | Margin (dB) | Limit (dBμV/m) | Factor (dB/m) | Type |
|----|------|-----------------|------------------------|----------------------|-------------|----------------|---------------|------|
| 1 | | 5470.000 | 57.473 | 52.672 | -10.727 | 68.200 | 4.801 | PK |
| 2 | | 5722.125 | 104.060 | 98.721 | N/A | N/A | 5.339 | PK |
| 3 | * | 5850.000 | 59.704 | 53.820 | -8.496 | 68.200 | 5.885 | PK |

Note 1: " * ", means this data is the worst emission level.

Note 2: Measure Level (dBμV/m) = Reading Level (dBμV) + Factor (dB/m).

Note 3: Factor (dB/m) = Cable Loss (dB) + Antenna Factor (dB/m) - Pre_Amplifier Gain (dB).

| | |
|--|-----------------------|
| Site: NS-AC1 | Test Date: 2023/03/23 |
| Limit: FCC_Part 15.407_RE(3m) | Engineer: Ted Chen |
| Probe: Horn 3117_1-18GHz | Polarity: Vertical |
| EUT: AX6000 Dual-band WiFi Router | Power: AC 120V/60Hz |
| Test Mode: Transmit by 802.11ac-VHT20 at 5720MHz | |



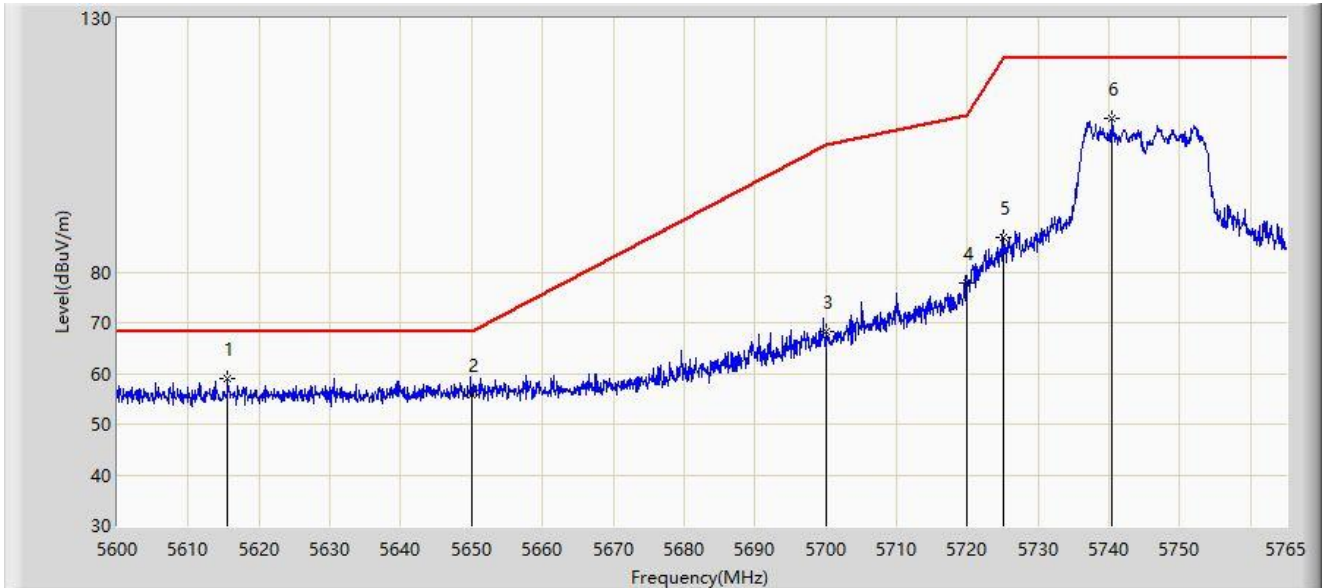
| No | Mark | Frequency (MHz) | Measure Level (dBµV/m) | Reading Level (dBµV) | Margin (dB) | Limit (dBµV/m) | Factor (dB/m) | Type |
|----|------|-----------------|------------------------|----------------------|-------------|----------------|---------------|------|
| 1 | | 5470.000 | 57.626 | 52.825 | -10.574 | 68.200 | 4.801 | PK |
| 2 | | 5713.860 | 117.288 | 112.004 | N/A | N/A | 5.285 | PK |
| 3 | * | 5850.000 | 59.273 | 53.389 | -8.927 | 68.200 | 5.885 | PK |

Note 1: " * ", means this data is the worst emission level.

Note 2: Measure Level (dBµV/m) = Reading Level (dBµV) + Factor (dB/m).

Note 3: Factor (dB/m) = Cable Loss (dB) + Antenna Factor (dB/m) - Pre_Amplifier Gain (dB).

| | |
|--|-----------------------|
| Site: WZ-AC2 | Test Date: 2023/02/28 |
| Limit: FCC_5.8G_RE(3m) | Engineer: Dick Shen |
| Probe: BBHA9120D_1457_1-18GHz | Polarity: Horizontal |
| EUT: AX6000 Dual-band WiFi Router | Power: AC 120V/60Hz |
| Test Mode: Transmit by 802.11ac-VHT20 at 5745MHz | |



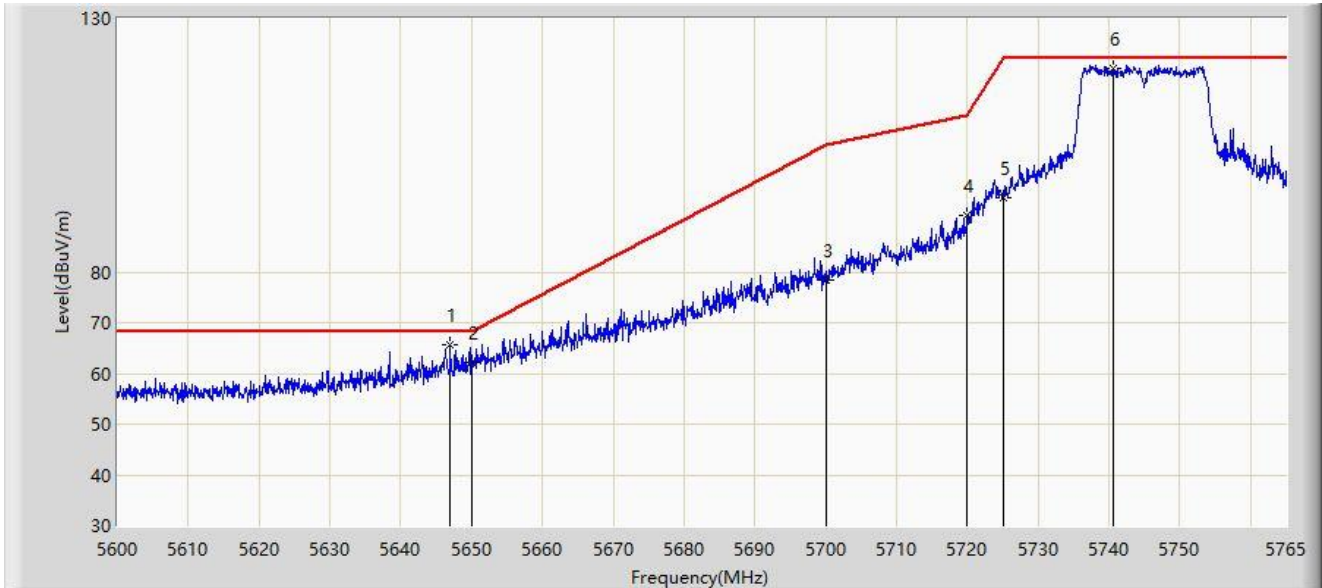
| No | Mark | Frequency (MHz) | Measure Level (dBμV/m) | Reading Level (dBμV) | Margin (dB) | Limit (dBμV/m) | Factor (dB/m) | Type |
|----|------|-----------------|------------------------|----------------------|-------------|----------------|---------------|------|
| 1 | * | 5615.592 | 58.928 | 54.310 | -9.272 | 68.200 | 4.618 | PK |
| 2 | | 5650.000 | 55.853 | 50.721 | -12.347 | 68.200 | 5.132 | PK |
| 3 | | 5700.000 | 68.154 | 68.154 | -37.046 | 105.200 | 0.000 | PK |
| 4 | | 5720.000 | 77.970 | 72.578 | -32.830 | 110.800 | 5.392 | PK |
| 5 | | 5725.000 | 86.940 | 81.464 | -35.260 | 122.200 | 5.476 | PK |
| 6 | | 5740.498 | 110.389 | 104.806 | N/A | N/A | 5.583 | PK |

Note 1: " * ", means this data is the worst emission level.

Note 2: Measure Level (dBμV/m) = Reading Level (dBμV) + Factor (dB/m).

Note 3: Factor (dB/m) = Cable Loss (dB) + Antenna Factor (dB/m) - Pre_Amplifier Gain (dB).

| | |
|--|-----------------------|
| Site: WZ-AC2 | Test Date: 2023/02/28 |
| Limit: FCC_5.8G_RE(3m) | Engineer: Dick Shen |
| Probe: BBHA9120D_1457_1-18GHz | Polarity: Vertical |
| EUT: AX6000 Dual-band WiFi Router | Power: AC 120V/60Hz |
| Test Mode: Transmit by 802.11ac-VHT20 at 5745MHz | |



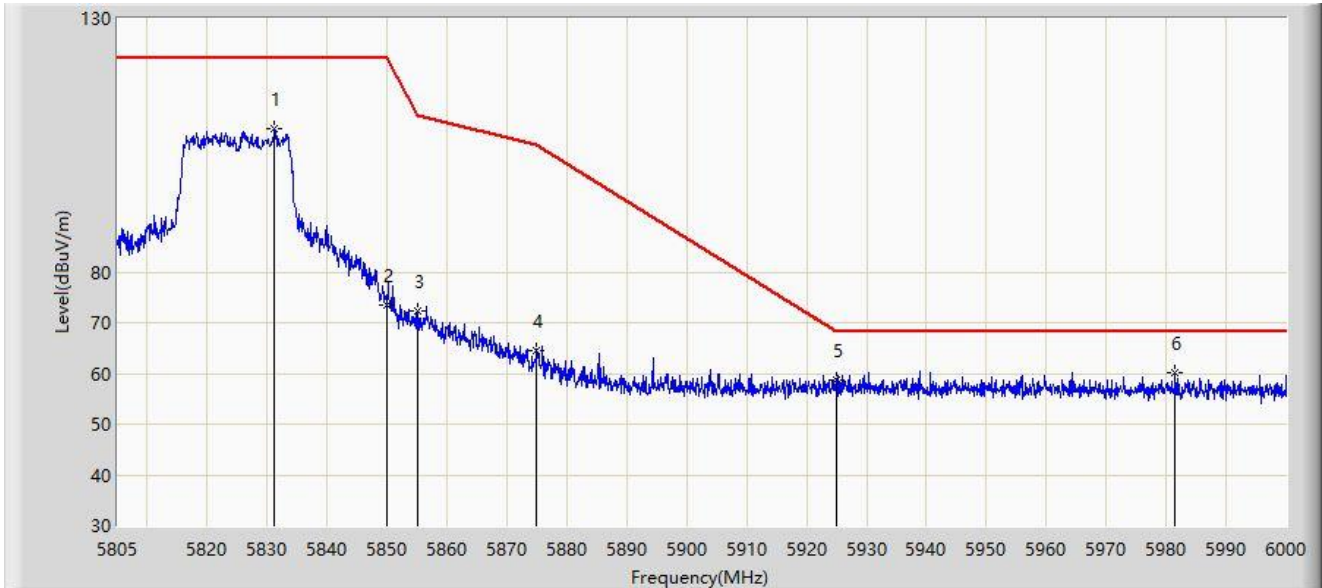
| No | Mark | Frequency (MHz) | Measure Level (dBμV/m) | Reading Level (dBμV) | Margin (dB) | Limit (dBμV/m) | Factor (dB/m) | Type |
|----|------|-----------------|------------------------|----------------------|-------------|----------------|---------------|------|
| 1 | * | 5647.025 | 65.594 | 65.594 | -2.606 | 68.200 | 0.000 | PK |
| 2 | | 5650.000 | 62.270 | 57.138 | -5.930 | 68.200 | 5.132 | PK |
| 3 | | 5700.000 | 78.428 | 73.300 | -26.772 | 105.200 | 5.129 | PK |
| 4 | | 5720.000 | 91.084 | 85.692 | -19.716 | 110.800 | 5.392 | PK |
| 5 | | 5725.000 | 94.555 | 89.079 | -27.645 | 122.200 | 5.476 | PK |
| 6 | | 5740.663 | 120.270 | 114.686 | N/A | N/A | 5.584 | PK |

Note 1: " * ", means this data is the worst emission level.

Note 2: Measure Level (dBμV/m) = Reading Level (dBμV) + Factor (dB/m).

Note 3: Factor (dB/m) = Cable Loss (dB) + Antenna Factor (dB/m) - Pre_Amplifier Gain (dB).

| | |
|--|-----------------------|
| Site: WZ-AC2 | Test Date: 2023/02/28 |
| Limit: FCC_5.8G_RE(3m) | Engineer: Dick Shen |
| Probe: BBHA9120D_1457_1-18GHz | Polarity: Horizontal |
| EUT: AX6000 Dual-band WiFi Router | Power: AC 120V/60Hz |
| Test Mode: Transmit by 802.11ac-VHT20 at 5825MHz | |



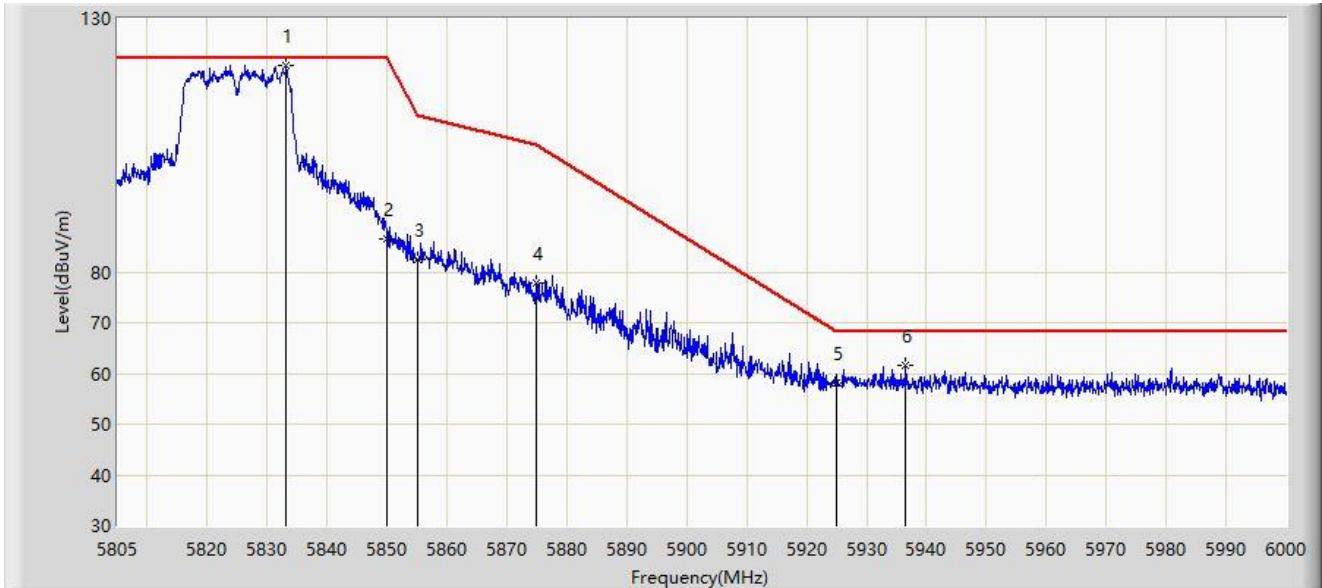
| No | Mark | Frequency (MHz) | Measure Level (dBμV/m) | Reading Level (dBμV) | Margin (dB) | Limit (dBμV/m) | Factor (dB/m) | Type |
|----|------|-----------------|------------------------|----------------------|-------------|----------------|---------------|------|
| 1 | | 5831.130 | 108.397 | 102.833 | N/A | N/A | 5.564 | PK |
| 2 | | 5850.000 | 73.583 | 67.873 | -48.617 | 122.200 | 5.710 | PK |
| 3 | | 5855.000 | 72.236 | 66.446 | -38.564 | 110.800 | 5.790 | PK |
| 4 | | 5875.000 | 64.507 | 58.594 | -40.693 | 105.200 | 5.913 | PK |
| 5 | | 5925.000 | 58.726 | 52.709 | -9.474 | 68.200 | 6.016 | PK |
| 6 | * | 5981.475 | 60.176 | 54.033 | -8.024 | 68.200 | 6.143 | PK |

Note 1: " * ", means this data is the worst emission level.

Note 2: Measure Level (dBμV/m) = Reading Level (dBμV) + Factor (dB/m).

Note 3: Factor (dB/m) = Cable Loss (dB) + Antenna Factor (dB/m) - Pre_Amplifier Gain (dB).

| | |
|--|-----------------------|
| Site: WZ-AC2 | Test Date: 2023/02/28 |
| Limit: FCC_5.8G_RE(3m) | Engineer: Dick Shen |
| Probe: BBHA9120D_1457_1-18GHz | Polarity: Vertical |
| EUT: AX6000 Dual-band WiFi Router | Power: AC 120V/60Hz |
| Test Mode: Transmit by 802.11ac-VHT20 at 5825MHz | |



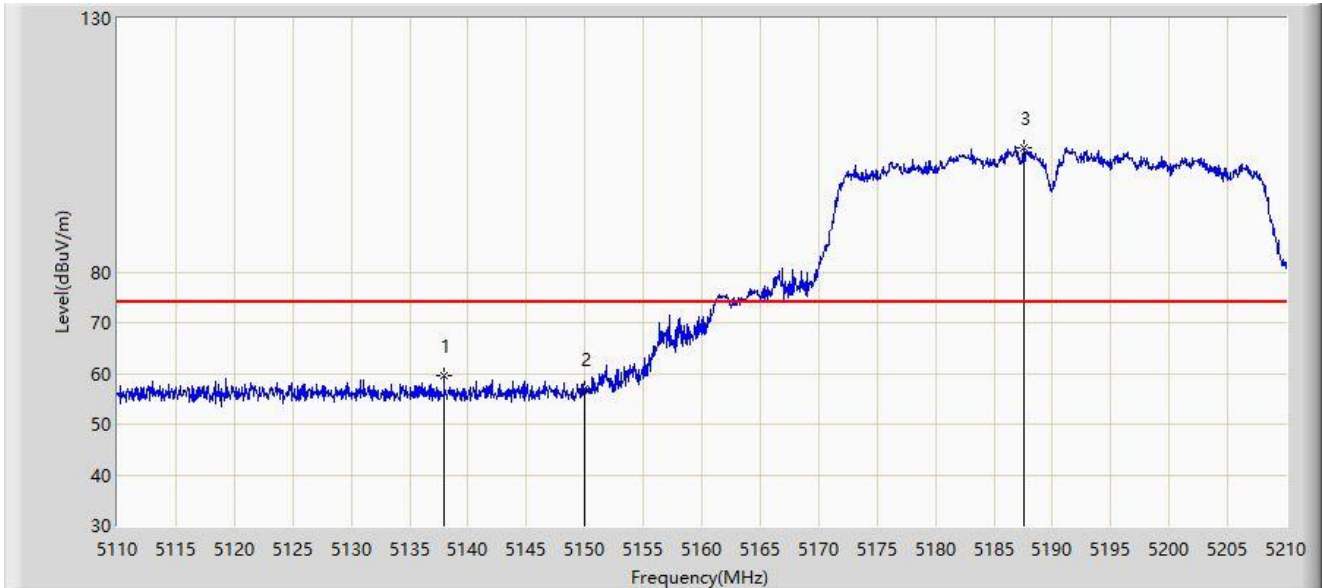
| No | Mark | Frequency (MHz) | Measure Level (dBμV/m) | Reading Level (dBμV) | Margin (dB) | Limit (dBμV/m) | Factor (dB/m) | Type |
|----|------|-----------------|------------------------|----------------------|-------------|----------------|---------------|------|
| 1 | | 5833.178 | 120.751 | 115.175 | N/A | N/A | 5.577 | PK |
| 2 | | 5850.000 | 86.542 | 80.832 | -35.658 | 122.200 | 5.710 | PK |
| 3 | | 5855.000 | 82.449 | 76.659 | -28.351 | 110.800 | 5.790 | PK |
| 4 | | 5875.000 | 77.832 | 71.919 | -27.368 | 105.200 | 5.913 | PK |
| 5 | | 5925.000 | 57.975 | 51.958 | -10.225 | 68.200 | 6.016 | PK |
| 6 | * | 5936.527 | 61.711 | 55.613 | -6.489 | 68.200 | 6.097 | PK |

Note 1: " * ", means this data is the worst emission level.

Note 2: Measure Level (dBμV/m) = Reading Level (dBμV) + Factor (dB/m).

Note 3: Factor (dB/m) = Cable Loss (dB) + Antenna Factor (dB/m) - Pre_Amplifier Gain (dB).

| | |
|--|-----------------------|
| Site: WZ-AC2 | Test Date: 2023/02/28 |
| Limit: FCC_5G_RE(3m) | Engineer: Dick Shen |
| Probe: BBHA9120D_1457_1-18GHz | Polarity: Horizontal |
| EUT: AX6000 Dual-band WiFi Router | Power: AC 120V/60Hz |
| Test Mode: Transmit by 802.11ac-VHT40 at 5190MHz | |



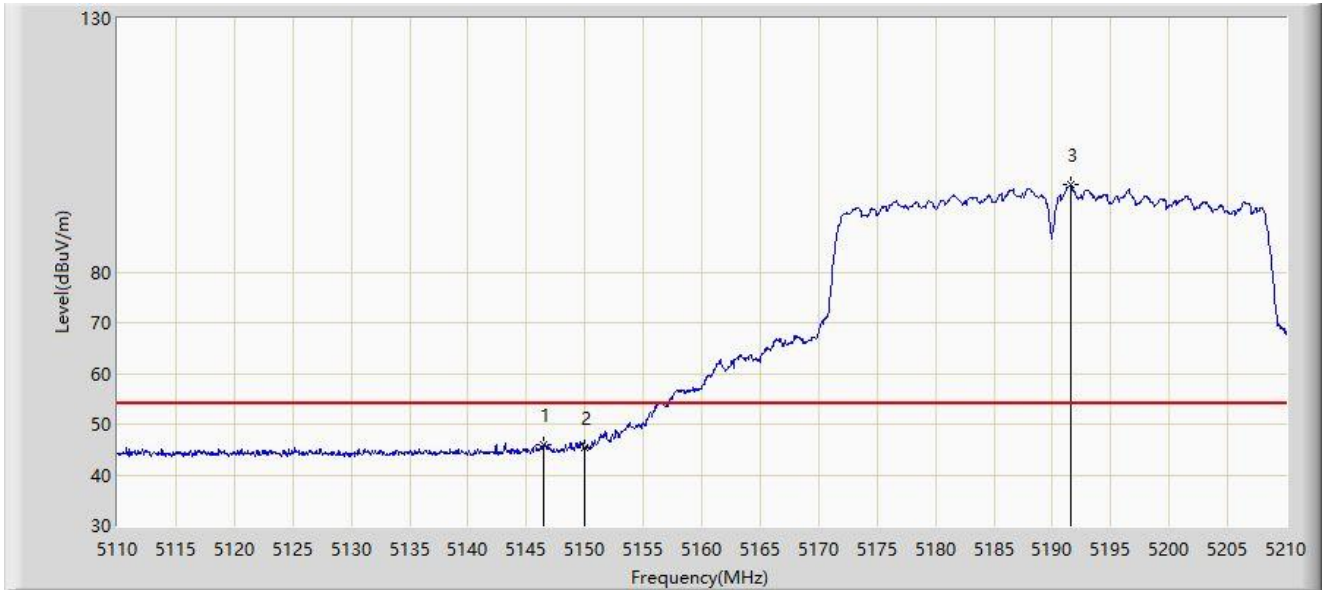
| No | Mark | Frequency (MHz) | Measure Level (dBμV/m) | Reading Level (dBμV) | Margin (dB) | Limit (dBμV/m) | Factor (dB/m) | Type |
|----|------|-----------------|------------------------|----------------------|-------------|----------------|---------------|------|
| 1 | * | 5137.950 | 59.481 | 55.350 | -14.519 | 74.000 | 4.131 | PK |
| 2 | | 5150.000 | 56.937 | 52.868 | -17.063 | 74.000 | 4.069 | PK |
| 3 | | 5187.550 | 104.383 | 100.598 | N/A | N/A | 3.785 | PK |

Note 1: " * ", means this data is the worst emission level.

Note 2: Measure Level (dBμV/m) = Reading Level (dBμV) + Factor (dB/m).

Note 3: Factor (dB/m) = Cable Loss (dB) + Antenna Factor (dB/m) - Pre_Amplifier Gain (dB).

| | |
|--|-----------------------|
| Site: WZ-AC2 | Test Date: 2023/02/28 |
| Limit: FCC_5G_RE(3m) | Engineer: Dick Shen |
| Probe: BBHA9120D_1457_1-18GHz | Polarity: Horizontal |
| EUT: AX6000 Dual-band WiFi Router | Power: AC 120V/60Hz |
| Test Mode: Transmit by 802.11ac-VHT40 at 5190MHz | |



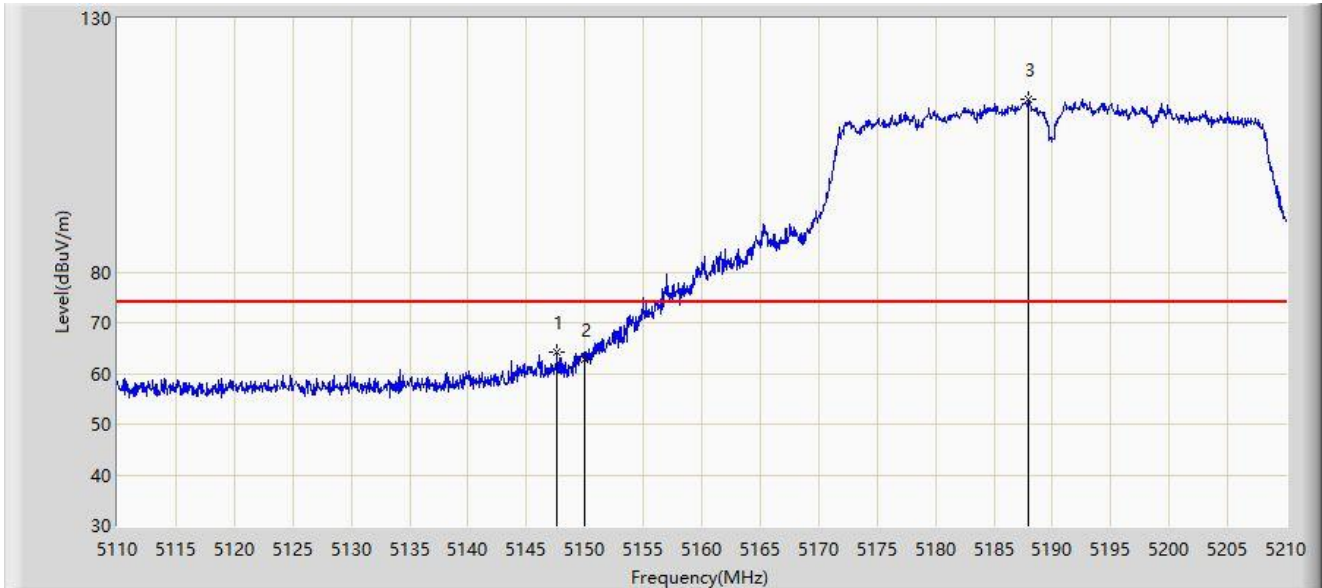
| No | Mark | Frequency (MHz) | Measure Level (dB μ V/m) | Reading Level (dB μ V) | Margin (dB) | Limit (dB μ V/m) | Factor (dB/m) | Type |
|----|------|-----------------|------------------------------|----------------------------|-------------|----------------------|---------------|------|
| 1 | * | 5146.450 | 45.799 | 41.678 | -8.201 | 54.000 | 4.121 | AV |
| 2 | | 5150.000 | 45.358 | 41.289 | -8.642 | 54.000 | 4.069 | AV |
| 3 | | 5191.600 | 97.108 | 93.324 | N/A | N/A | 3.785 | AV |

Note 1: " * ", means this data is the worst emission level.

Note 2: Measure Level (dB μ V/m) = Reading Level (dB μ V) + Factor (dB/m).

Note 3: Factor (dB/m) = Cable Loss (dB) + Antenna Factor (dB/m) - Pre_Amplifier Gain (dB).

| | |
|--|-----------------------|
| Site: WZ-AC2 | Test Date: 2023/02/28 |
| Limit: FCC_5G_RE(3m) | Engineer: Dick Shen |
| Probe: BBHA9120D_1457_1-18GHz | Polarity: Vertical |
| EUT: AX6000 Dual-band WiFi Router | Power: AC 120V/60Hz |
| Test Mode: Transmit by 802.11ac-VHT40 at 5190MHz | |



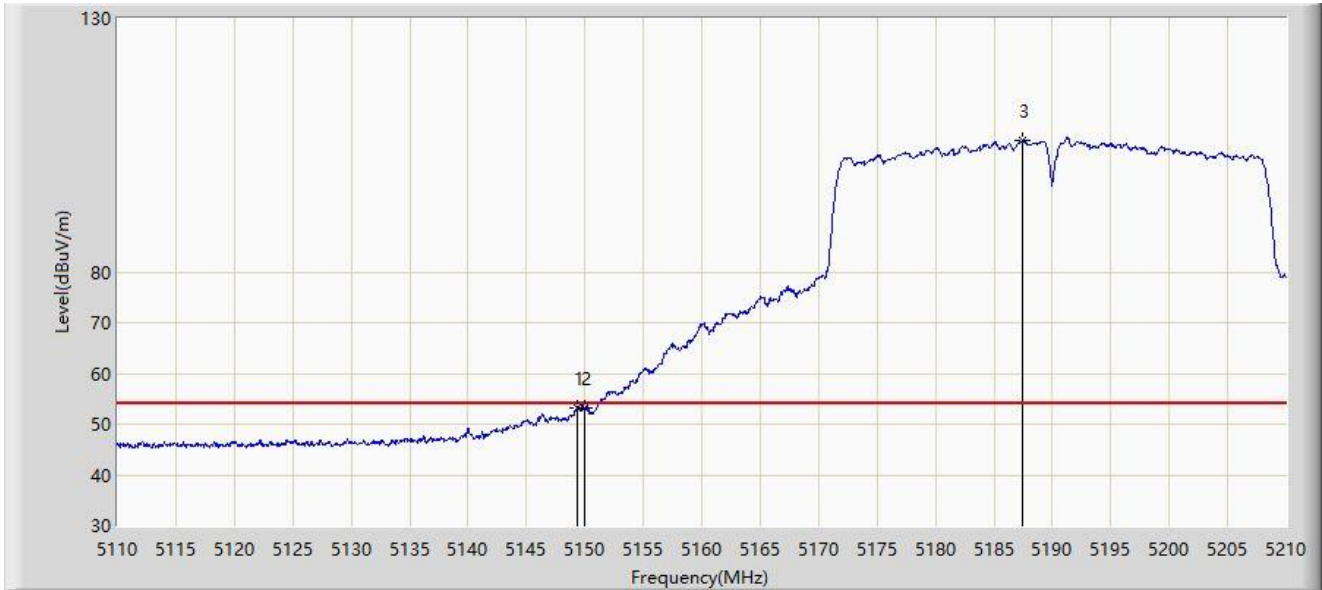
| No | Mark | Frequency (MHz) | Measure Level (dBμV/m) | Reading Level (dBμV) | Margin (dB) | Limit (dBμV/m) | Factor (dB/m) | Type |
|----|------|-----------------|------------------------|----------------------|-------------|----------------|---------------|------|
| 1 | * | 5147.650 | 64.317 | 60.197 | -9.683 | 74.000 | 4.121 | PK |
| 2 | | 5150.000 | 62.730 | 58.661 | -11.270 | 74.000 | 4.069 | PK |
| 3 | | 5188.000 | 114.013 | 110.228 | N/A | N/A | 3.785 | PK |

Note 1: " * ", means this data is the worst emission level.

Note 2: Measure Level (dBμV/m) = Reading Level (dBμV) + Factor (dB/m).

Note 3: Factor (dB/m) = Cable Loss (dB) + Antenna Factor (dB/m) - Pre_Amplifier Gain (dB).

| | |
|--|-----------------------|
| Site: WZ-AC2 | Test Date: 2023/02/28 |
| Limit: FCC_5G_RE(3m) | Engineer: Dick Shen |
| Probe: BBHA9120D_1457_1-18GHz | Polarity: Vertical |
| EUT: AX6000 Dual-band WiFi Router | Power: AC 120V/60Hz |
| Test Mode: Transmit by 802.11ac-VHT40 at 5190MHz | |



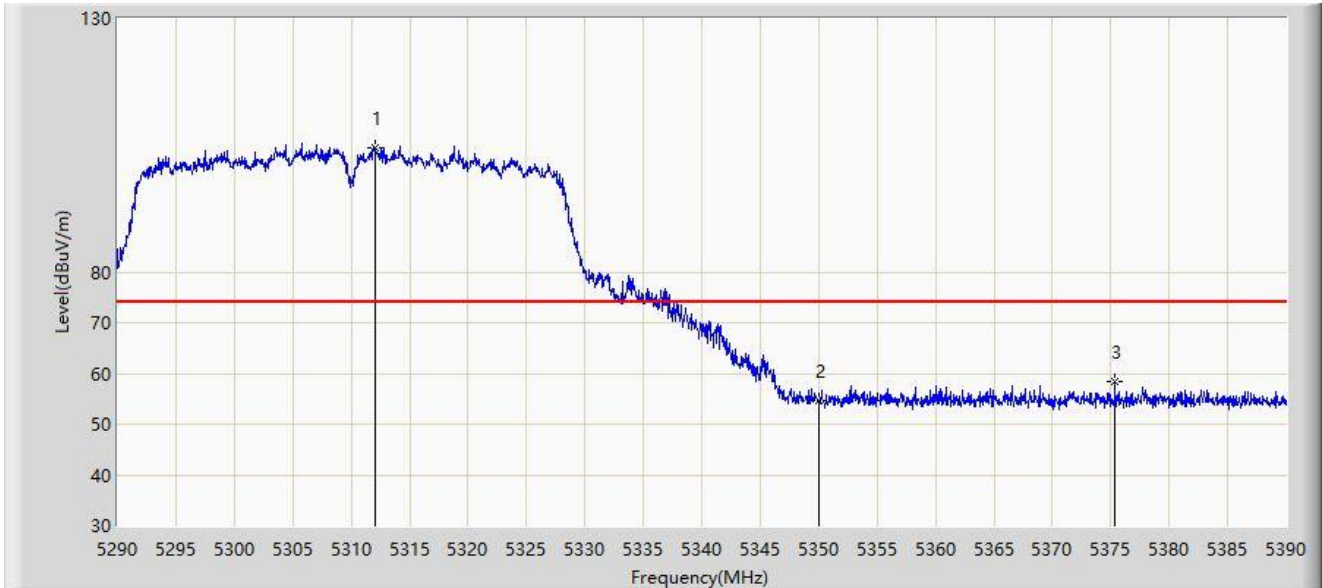
| No | Mark | Frequency (MHz) | Measure Level (dBμV/m) | Reading Level (dBμV) | Margin (dB) | Limit (dBμV/m) | Factor (dB/m) | Type |
|----|------|-----------------|------------------------|----------------------|-------------|----------------|---------------|------|
| 1 | | 5149.350 | 53.214 | 49.129 | -0.786 | 54.000 | 4.085 | AV |
| 2 | * | 5150.000 | 53.224 | 49.155 | -0.776 | 54.000 | 4.069 | AV |
| 3 | | 5187.500 | 105.944 | 102.159 | N/A | N/A | 3.784 | AV |

Note 1: " * ", means this data is the worst emission level.

Note 2: Measure Level (dBμV/m) = Reading Level (dBμV) + Factor (dB/m).

Note 3: Factor (dB/m) = Cable Loss (dB) + Antenna Factor (dB/m) - Pre_Amplifier Gain (dB).

| | |
|--|-----------------------|
| Site: WZ-AC2 | Test Date: 2023/02/28 |
| Limit: FCC_5G_RE(3m) | Engineer: Dick Shen |
| Probe: BBHA9120D_1457_1-18GHz | Polarity: Horizontal |
| EUT: AX6000 Dual-band WiFi Router | Power: AC 120V/60Hz |
| Test Mode: Transmit by 802.11ac-VHT40 at 5310MHz | |



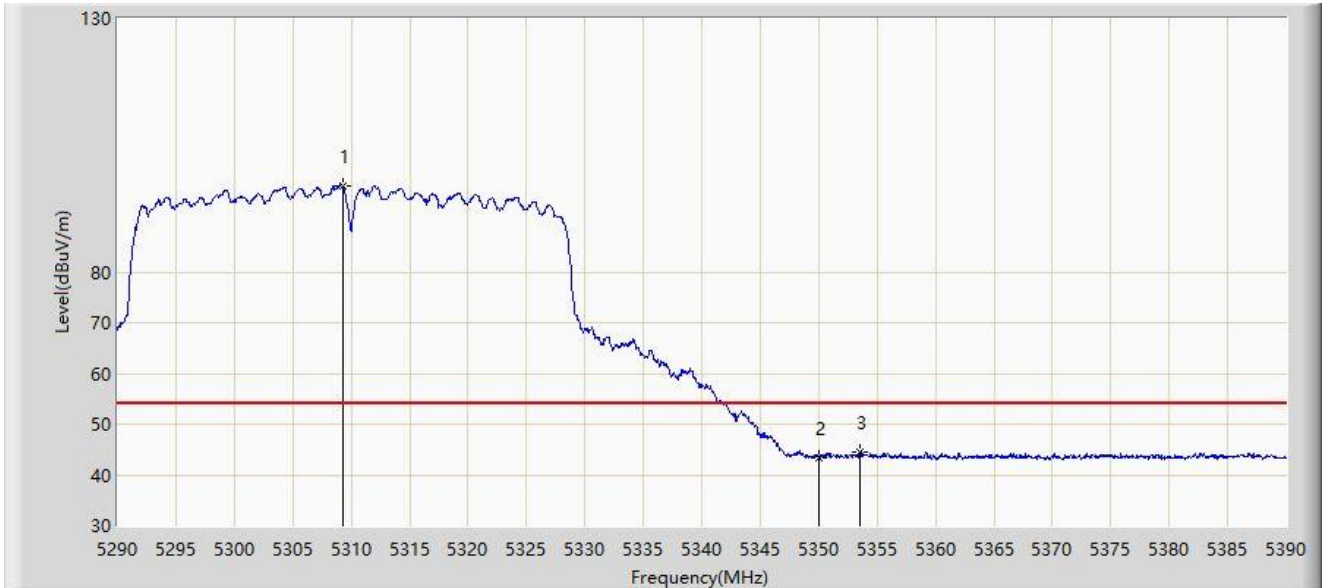
| No | Mark | Frequency (MHz) | Measure Level (dB μ V/m) | Reading Level (dB μ V) | Margin (dB) | Limit (dB μ V/m) | Factor (dB/m) | Type |
|----|------|-----------------|------------------------------|----------------------------|-------------|----------------------|---------------|------|
| 1 | | 5312.050 | 104.591 | 101.073 | N/A | N/A | 3.517 | PK |
| 2 | | 5350.000 | 54.687 | 50.840 | -19.313 | 74.000 | 3.847 | PK |
| 3 | * | 5375.350 | 58.388 | 54.416 | -15.612 | 74.000 | 3.972 | PK |

Note 1: " * ", means this data is the worst emission level.

Note 2: Measure Level (dB μ V/m) = Reading Level (dB μ V) + Factor (dB/m).

Note 3: Factor (dB/m) = Cable Loss (dB) + Antenna Factor (dB/m) - Pre_Amplifier Gain (dB).

| | |
|--|-----------------------|
| Site: WZ-AC2 | Test Date: 2023/02/28 |
| Limit: FCC_5G_RE(3m) | Engineer: Dick Shen |
| Probe: BBHA9120D_1457_1-18GHz | Polarity: Horizontal |
| EUT: AX6000 Dual-band WiFi Router | Power: AC 120V/60Hz |
| Test Mode: Transmit by 802.11ac-VHT40 at 5310MHz | |



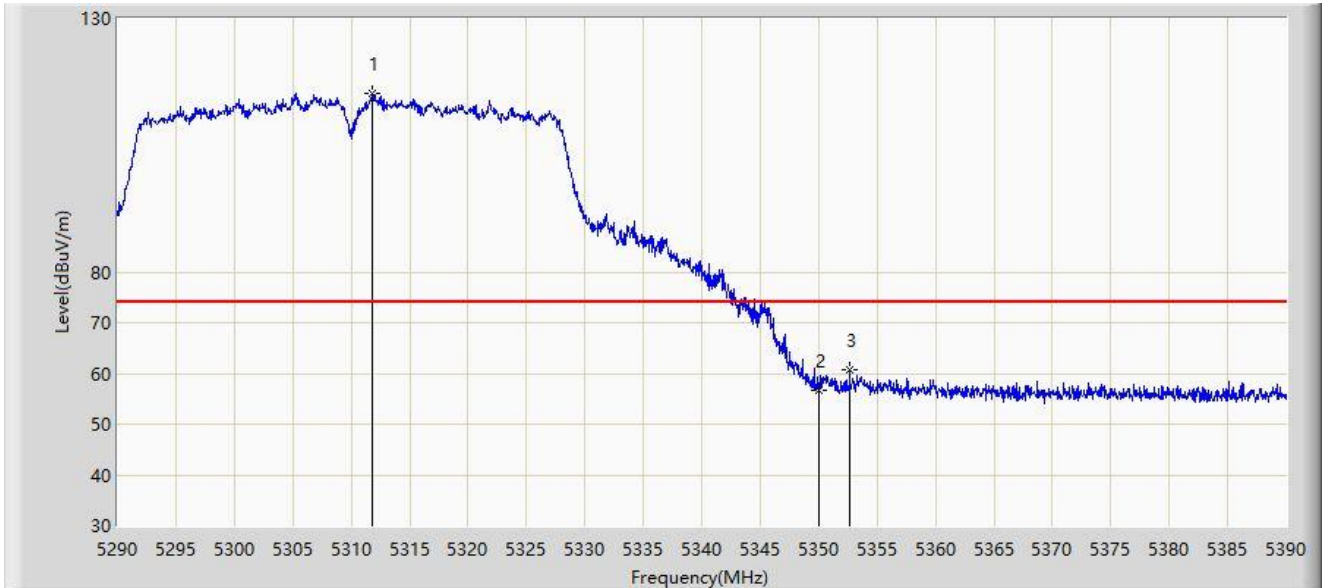
| No | Mark | Frequency (MHz) | Measure Level (dB μ V/m) | Reading Level (dB μ V) | Margin (dB) | Limit (dB μ V/m) | Factor (dB/m) | Type |
|----|------|-----------------|------------------------------|----------------------------|-------------|----------------------|---------------|------|
| 1 | | 5309.250 | 97.073 | 93.531 | N/A | N/A | 3.542 | AV |
| 2 | | 5350.000 | 43.334 | 39.487 | -10.666 | 54.000 | 3.847 | AV |
| 3 | * | 5353.550 | 44.489 | 40.601 | -9.511 | 54.000 | 3.889 | AV |

Note 1: " * ", means this data is the worst emission level.

Note 2: Measure Level (dB μ V/m) = Reading Level (dB μ V) + Factor (dB/m).

Note 3: Factor (dB/m) = Cable Loss (dB) + Antenna Factor (dB/m) - Pre_Amplifier Gain (dB).

| | |
|--|-----------------------|
| Site: WZ-AC2 | Test Date: 2023/02/28 |
| Limit: FCC_5G_RE(3m) | Engineer: Dick Shen |
| Probe: BBHA9120D_1457_1-18GHz | Polarity: Vertical |
| EUT: AX6000 Dual-band WiFi Router | Power: AC 120V/60Hz |
| Test Mode: Transmit by 802.11ac-VHT40 at 5310MHz | |



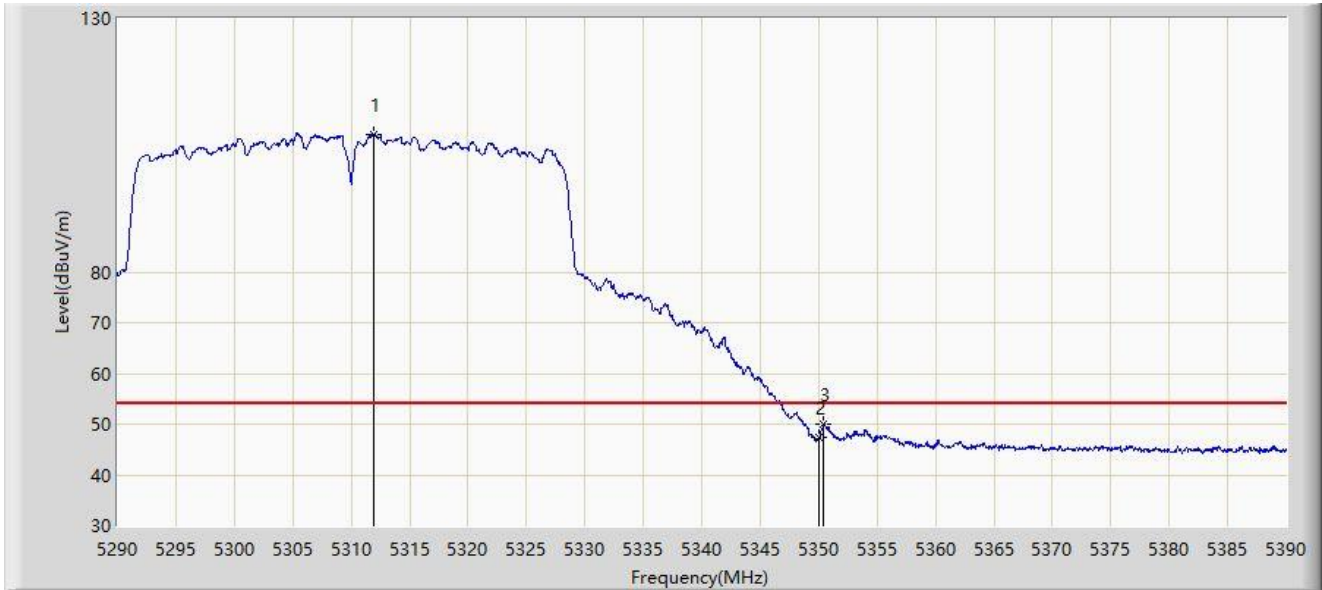
| No | Mark | Frequency (MHz) | Measure Level (dB μ V/m) | Reading Level (dB μ V) | Margin (dB) | Limit (dB μ V/m) | Factor (dB/m) | Type |
|----|------|-----------------|------------------------------|----------------------------|-------------|----------------------|---------------|------|
| 1 | | 5311.850 | 115.216 | 111.697 | N/A | N/A | 3.519 | PK |
| 2 | | 5350.000 | 56.763 | 52.916 | -17.237 | 74.000 | 3.847 | PK |
| 3 | * | 5352.650 | 60.843 | 56.958 | -13.157 | 74.000 | 3.885 | PK |

Note 1: " * ", means this data is the worst emission level.

Note 2: Measure Level (dB μ V/m) = Reading Level (dB μ V) + Factor (dB/m).

Note 3: Factor (dB/m) = Cable Loss (dB) + Antenna Factor (dB/m) - Pre_Amplifier Gain (dB).

| | |
|--|-----------------------|
| Site: WZ-AC2 | Test Date: 2023/02/28 |
| Limit: FCC_5G_RE(3m) | Engineer: Dick Shen |
| Probe: BBHA9120D_1457_1-18GHz | Polarity: Vertical |
| EUT: AX6000 Dual-band WiFi Router | Power: AC 120V/60Hz |
| Test Mode: Transmit by 802.11ac-VHT40 at 5310MHz | |



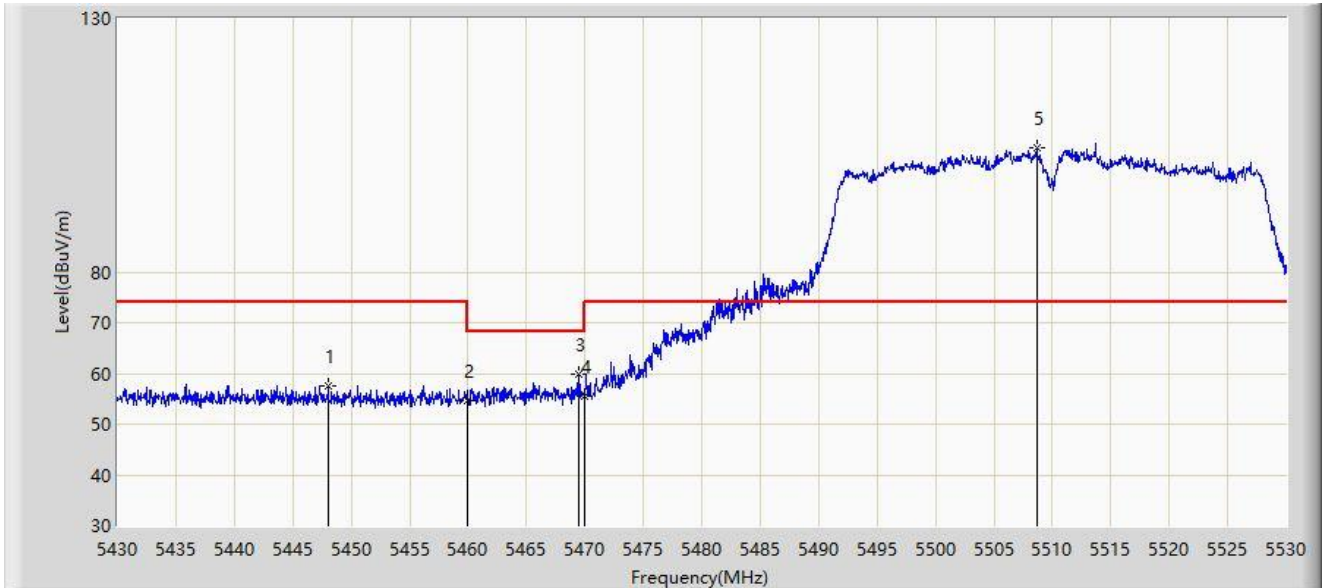
| No | Mark | Frequency (MHz) | Measure Level (dB μ V/m) | Reading Level (dB μ V) | Margin (dB) | Limit (dB μ V/m) | Factor (dB/m) | Type |
|----|------|-----------------|------------------------------|----------------------------|-------------|----------------------|---------------|------|
| 1 | | 5311.900 | 107.202 | 103.683 | N/A | N/A | 3.518 | AV |
| 2 | | 5350.000 | 47.320 | 43.473 | -6.680 | 54.000 | 3.847 | AV |
| 3 | * | 5350.450 | 49.917 | 46.062 | -4.083 | 54.000 | 3.855 | AV |

Note 1: " * ", means this data is the worst emission level.

Note 2: Measure Level (dB μ V/m) = Reading Level (dB μ V) + Factor (dB/m).

Note 3: Factor (dB/m) = Cable Loss (dB) + Antenna Factor (dB/m) - Pre_Amplifier Gain (dB).

| | |
|--|-----------------------|
| Site: WZ-AC2 | Test Date: 2023/02/28 |
| Limit: FCC_5G_RE(3m) | Engineer: Edith Yu |
| Probe: BBHA9120D_1457_1-18GHz | Polarity: Horizontal |
| EUT: AX6000 Dual-band WiFi Router | Power: AC 120V/60Hz |
| Test Mode: Transmit by 802.11ac-VHT40 at 5510MHz | |



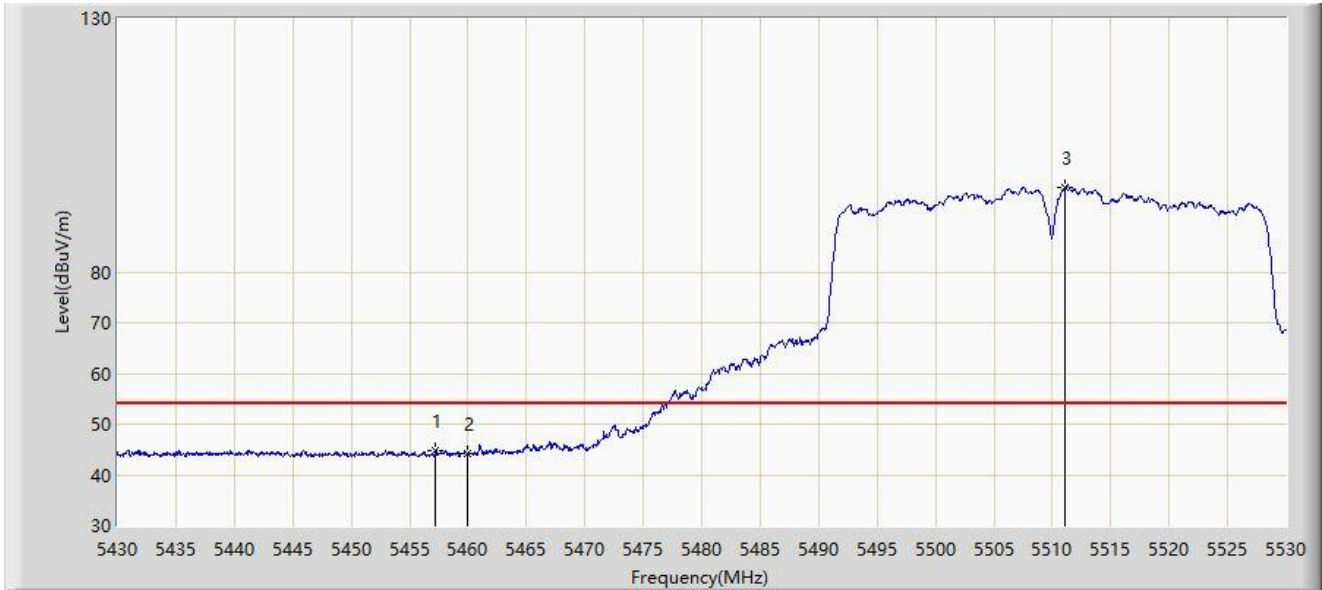
| No | Mark | Frequency (MHz) | Measure Level (dBμV/m) | Reading Level (dBμV) | Margin (dB) | Limit (dBμV/m) | Factor (dB/m) | Type |
|----|------|-----------------|------------------------|----------------------|-------------|----------------|---------------|------|
| 1 | | 5448.050 | 57.525 | 53.437 | -16.475 | 74.000 | 4.088 | PK |
| 2 | | 5460.000 | 54.598 | 50.770 | -19.402 | 74.000 | 3.828 | PK |
| 3 | * | 5469.450 | 59.941 | 56.083 | -8.259 | 68.200 | 3.858 | PK |
| 4 | | 5470.000 | 55.372 | 51.588 | -12.828 | 68.200 | 3.785 | PK |
| 5 | | 5508.700 | 104.612 | 100.430 | N/A | N/A | 4.183 | PK |

Note 1: " * ", means this data is the worst emission level.

Note 2: Measure Level (dBμV/m) = Reading Level (dBμV) + Factor (dB/m).

Note 3: Factor (dB/m) = Cable Loss (dB) + Antenna Factor (dB/m) - Pre_Amplifier Gain (dB).

| | |
|--|-----------------------|
| Site: WZ-AC2 | Test Date: 2023/02/28 |
| Limit: FCC_5G_RE(3m) | Engineer: Dick Shen |
| Probe: BBHA9120D_1457_1-18GHz | Polarity: Horizontal |
| EUT: AX6000 Dual-band WiFi Router | Power: AC 120V/60Hz |
| Test Mode: Transmit by 802.11ac-VHT40 at 5510MHz | |



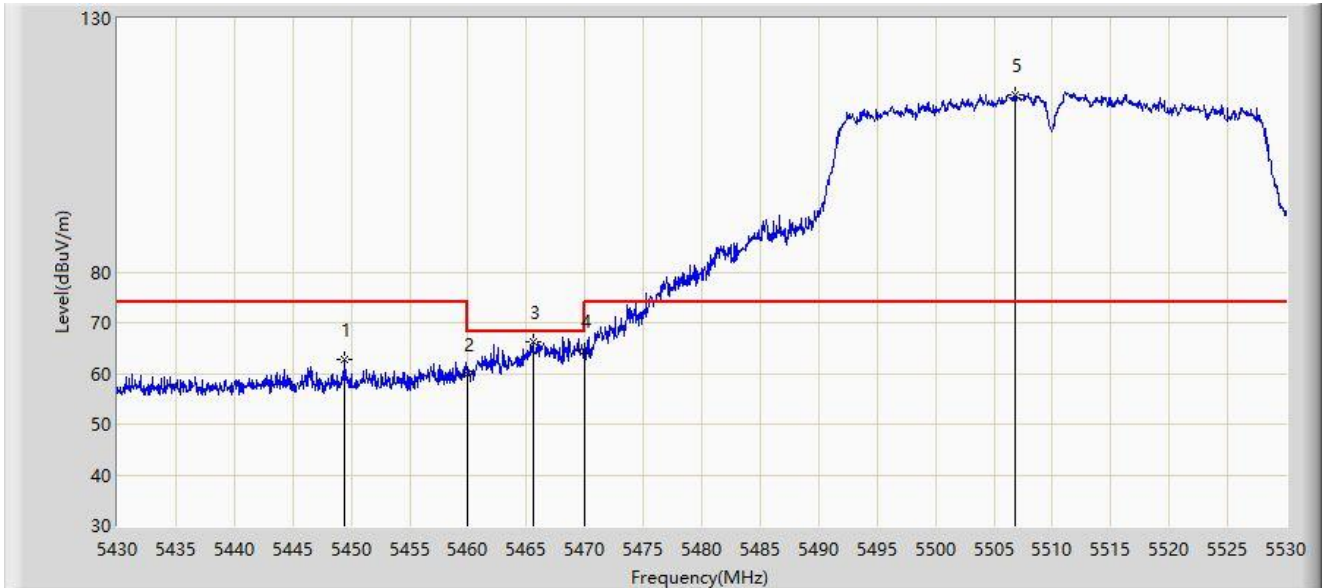
| No | Mark | Frequency (MHz) | Measure Level (dBμV/m) | Reading Level (dBμV) | Margin (dB) | Limit (dBμV/m) | Factor (dB/m) | Type |
|----|------|-----------------|------------------------|----------------------|-------------|----------------|---------------|------|
| 1 | * | 5457.250 | 44.777 | 40.937 | -9.223 | 54.000 | 3.841 | AV |
| 2 | | 5460.000 | 44.146 | 40.318 | -9.854 | 54.000 | 3.828 | AV |
| 3 | | 5511.100 | 96.673 | 92.593 | N/A | N/A | 4.080 | AV |

Note 1: " * ", means this data is the worst emission level.

Note 2: Measure Level (dBμV/m) = Reading Level (dBμV) + Factor (dB/m).

Note 3: Factor (dB/m) = Cable Loss (dB) + Antenna Factor (dB/m) - Pre_Amplifier Gain (dB).

| | |
|--|-----------------------|
| Site: WZ-AC2 | Test Date: 2023/02/28 |
| Limit: FCC_5G_RE(3m) | Engineer: Dick Shen |
| Probe: BBHA9120D_1457_1-18GHz | Polarity: Vertical |
| EUT: AX6000 Dual-band WiFi Router | Power: AC 120V/60Hz |
| Test Mode: Transmit by 802.11ac-VHT40 at 5510MHz | |



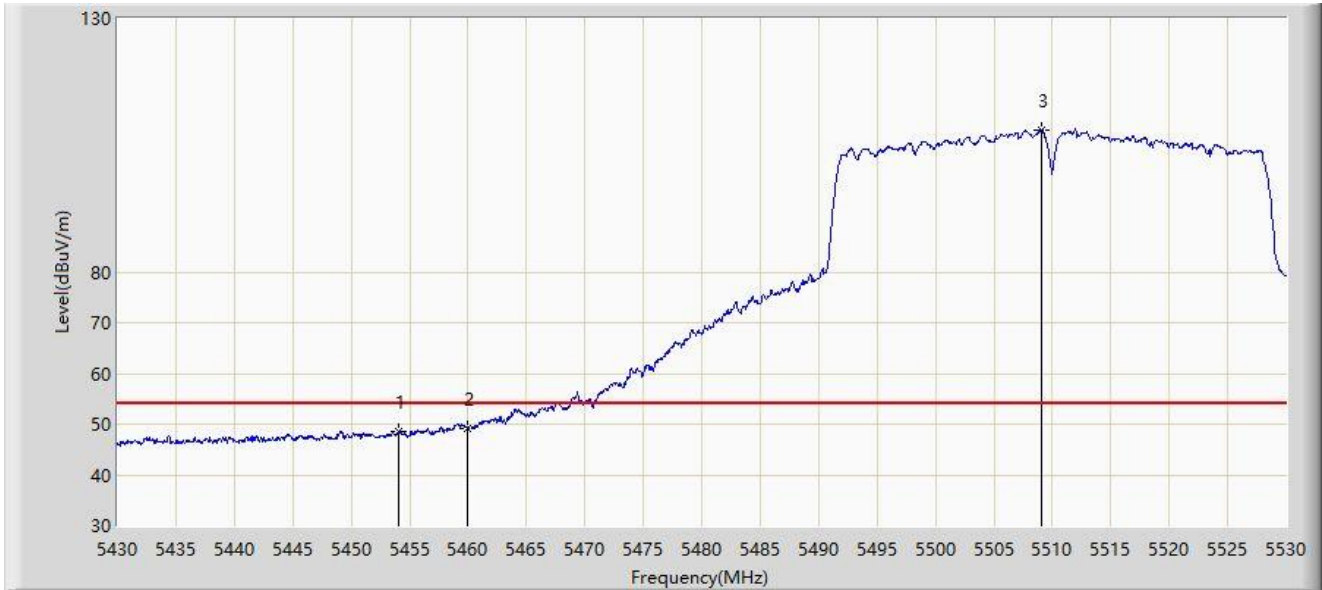
| No | Mark | Frequency (MHz) | Measure Level (dBμV/m) | Reading Level (dBμV) | Margin (dB) | Limit (dBμV/m) | Factor (dB/m) | Type |
|----|------|-----------------|------------------------|----------------------|-------------|----------------|---------------|------|
| 1 | | 5449.450 | 62.778 | 58.798 | -11.222 | 74.000 | 3.980 | PK |
| 2 | | 5460.000 | 59.729 | 55.901 | -14.271 | 74.000 | 3.828 | PK |
| 3 | * | 5465.600 | 66.226 | 62.422 | -1.974 | 68.200 | 3.804 | PK |
| 4 | | 5470.000 | 64.546 | 60.762 | -3.654 | 68.200 | 3.785 | PK |
| 5 | | 5506.800 | 115.058 | 110.940 | N/A | N/A | 4.118 | PK |

Note 1: " * ", means this data is the worst emission level.

Note 2: Measure Level (dBμV/m) = Reading Level (dBμV) + Factor (dB/m).

Note 3: Factor (dB/m) = Cable Loss (dB) + Antenna Factor (dB/m) - Pre_Amplifier Gain (dB).

| | |
|--|-----------------------|
| Site: WZ-AC2 | Test Date: 2023/02/28 |
| Limit: FCC_5G_RE(3m) | Engineer: Dick Shen |
| Probe: BBHA9120D_1457_1-18GHz | Polarity: Vertical |
| EUT: AX6000 Dual-band WiFi Router | Power: AC 120V/60Hz |
| Test Mode: Transmit by 802.11ac-VHT40 at 5510MHz | |



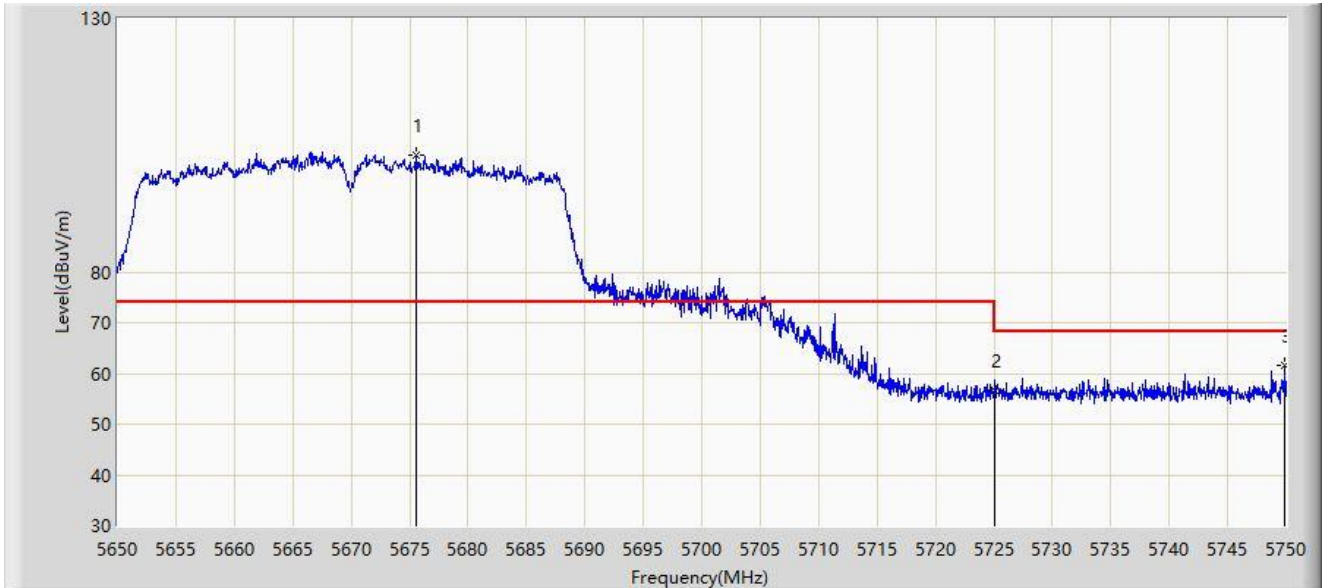
| No | Mark | Frequency (MHz) | Measure Level (dBμV/m) | Reading Level (dBμV) | Margin (dB) | Limit (dBμV/m) | Factor (dB/m) | Type |
|----|------|-----------------|------------------------|----------------------|-------------|----------------|---------------|------|
| 1 | | 5454.100 | 48.494 | 44.625 | -5.506 | 54.000 | 3.869 | AV |
| 2 | * | 5460.000 | 49.184 | 45.356 | -4.816 | 54.000 | 3.828 | AV |
| 3 | | 5509.100 | 107.934 | 103.836 | N/A | N/A | 4.098 | AV |

Note 1: " * ", means this data is the worst emission level.

Note 2: Measure Level (dBμV/m) = Reading Level (dBμV) + Factor (dB/m).

Note 3: Factor (dB/m) = Cable Loss (dB) + Antenna Factor (dB/m) - Pre_Amplifier Gain (dB).

| | |
|--|-----------------------|
| Site: WZ-AC2 | Test Date: 2023/02/28 |
| Limit: FCC_5G_RE(3m) | Engineer: Dick Shen |
| Probe: BBHA9120D_1457_1-18GHz | Polarity: Horizontal |
| EUT: AX6000 Dual-band WiFi Router | Power: AC 120V/60Hz |
| Test Mode: Transmit by 802.11ac-VHT40 at 5670MHz | |



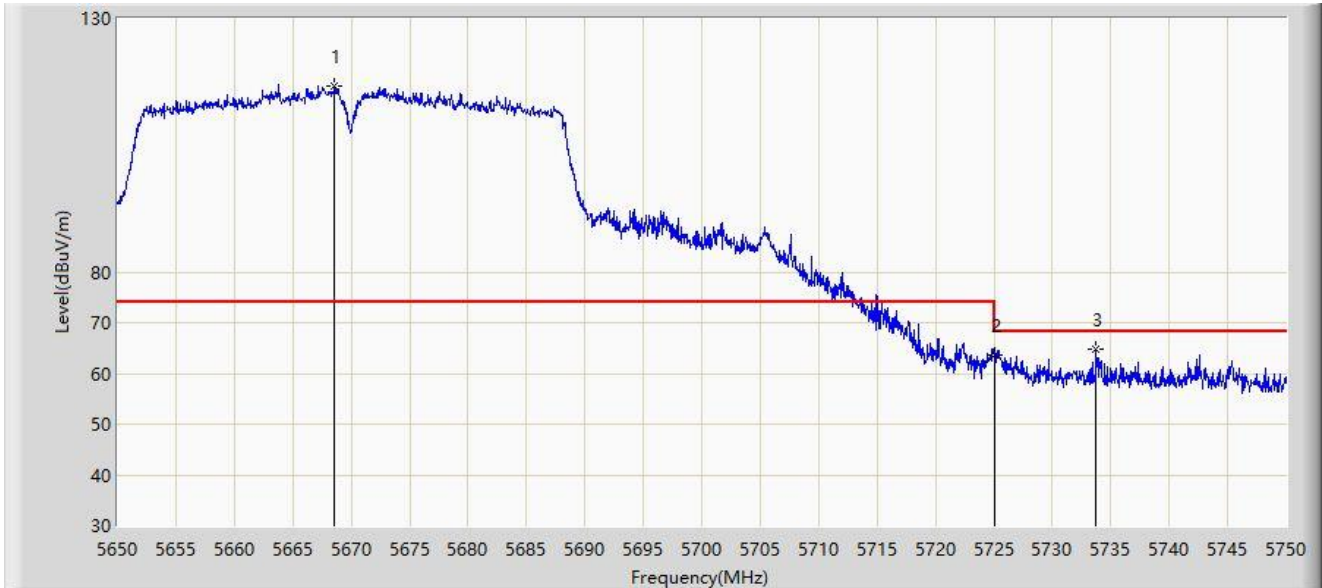
| No | Mark | Frequency (MHz) | Measure Level (dBμV/m) | Reading Level (dBμV) | Margin (dB) | Limit (dBμV/m) | Factor (dB/m) | Type |
|----|------|-----------------|------------------------|----------------------|-------------|----------------|---------------|------|
| 1 | | 5675.550 | 103.152 | 98.028 | N/A | N/A | 5.123 | PK |
| 2 | | 5725.000 | 56.739 | 51.263 | -11.461 | 68.200 | 5.476 | PK |
| 3 | * | 5749.900 | 61.552 | 56.039 | -6.648 | 68.200 | 5.513 | PK |

Note 1: " * ", means this data is the worst emission level.

Note 2: Measure Level (dBμV/m) = Reading Level (dBμV) + Factor (dB/m).

Note 3: Factor (dB/m) = Cable Loss (dB) + Antenna Factor (dB/m) - Pre_Amplifier Gain (dB).

| | |
|--|-----------------------|
| Site: WZ-AC2 | Test Date: 2023/02/28 |
| Limit: FCC_5G_RE(3m) | Engineer: Dick Shen |
| Probe: BBHA9120D_1457_1-18GHz | Polarity: Vertical |
| EUT: AX6000 Dual-band WiFi Router | Power: AC 120V/60Hz |
| Test Mode: Transmit by 802.11ac-VHT40 at 5670MHz | |



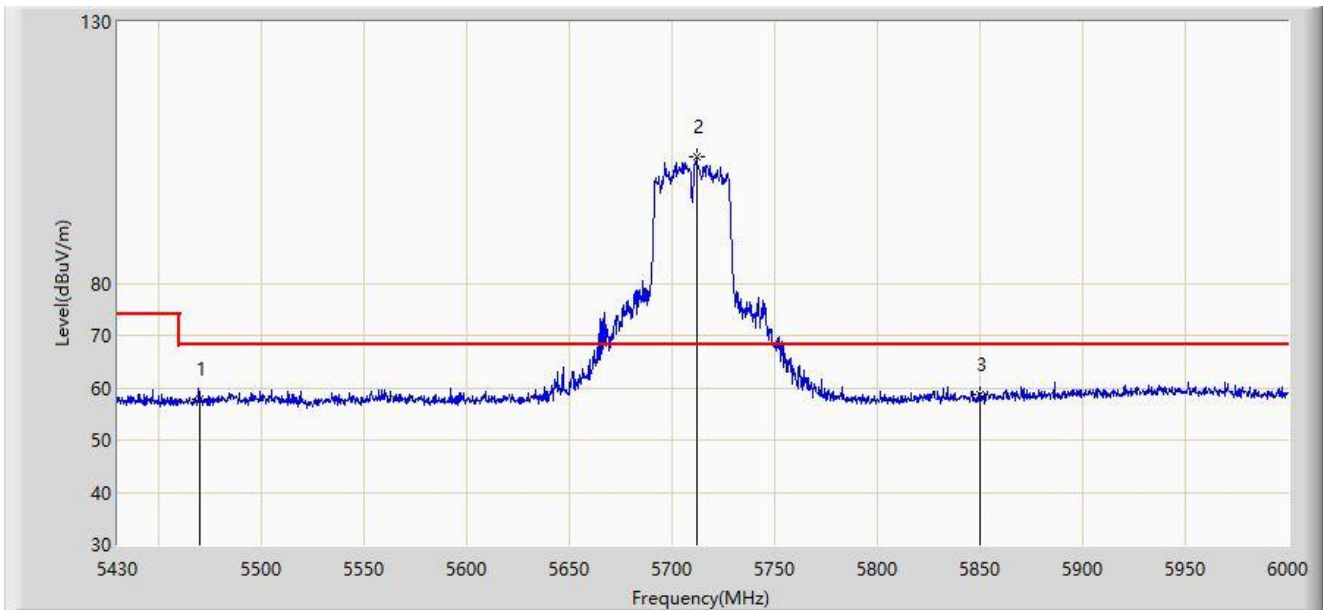
| No | Mark | Frequency (MHz) | Measure Level (dBμV/m) | Reading Level (dBμV) | Margin (dB) | Limit (dBμV/m) | Factor (dB/m) | Type |
|----|------|-----------------|------------------------|----------------------|-------------|----------------|---------------|------|
| 1 | | 5668.550 | 116.692 | 111.514 | N/A | N/A | 5.179 | PK |
| 2 | | 5725.000 | 63.602 | 58.126 | -4.598 | 68.200 | 5.476 | PK |
| 3 | * | 5733.750 | 64.824 | 59.284 | -3.376 | 68.200 | 5.541 | PK |

Note 1: " * ", means this data is the worst emission level.

Note 2: Measure Level (dBμV/m) = Reading Level (dBμV) + Factor (dB/m).

Note 3: Factor (dB/m) = Cable Loss (dB) + Antenna Factor (dB/m) - Pre_Amplifier Gain (dB).

| | |
|--|-----------------------|
| Site: NS-AC1 | Test Date: 2023/03/23 |
| Limit: FCC_Part 15.407_RE(3m) | Engineer: Ted Chen |
| Probe: Horn 3117_1-18GHz | Polarity: Horizontal |
| EUT: AX6000 Dual-band WiFi Router | Power: AC 120V/60Hz |
| Test Mode: Transmit by 802.11ac-VHT40 at 5710MHz | |



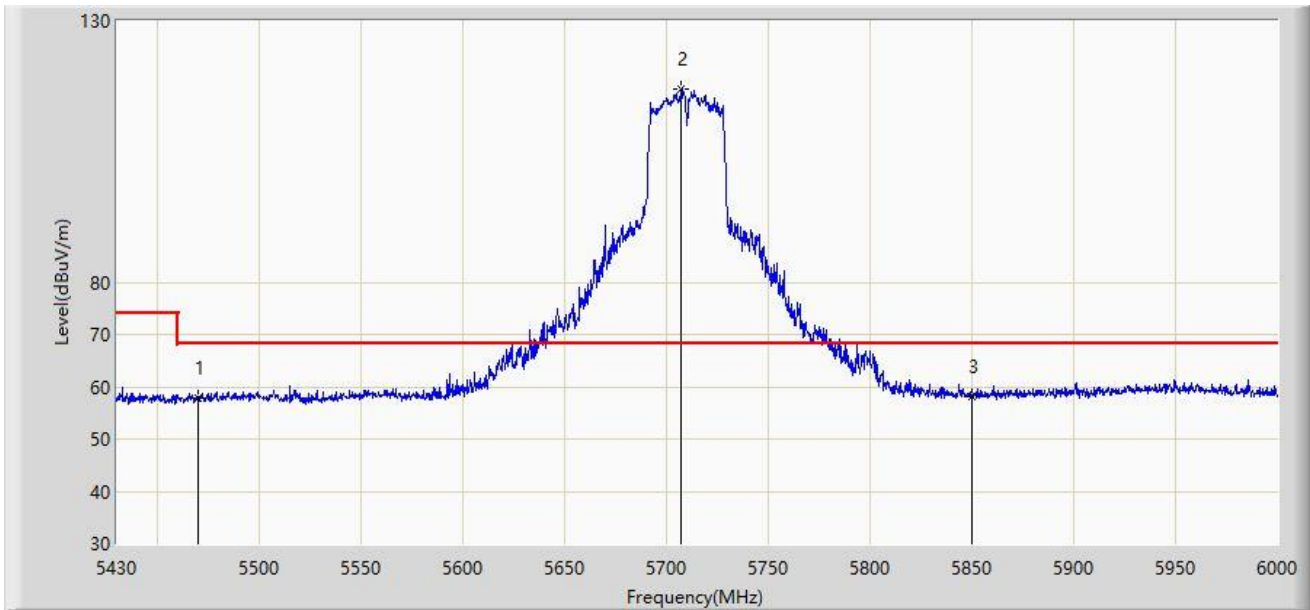
| No | Mark | Frequency (MHz) | Measure Level (dB μ V/m) | Reading Level (dB μ V) | Margin (dB) | Limit (dB μ V/m) | Factor (dB/m) | Type |
|----|------|-----------------|------------------------------|----------------------------|-------------|----------------------|---------------|------|
| 1 | | 5470.000 | 57.714 | 52.913 | -10.486 | 68.200 | 4.801 | PK |
| 2 | | 5711.865 | 104.187 | 98.916 | N/A | N/A | 5.270 | PK |
| 3 | * | 5850.000 | 58.572 | 52.688 | -9.628 | 68.200 | 5.885 | PK |

Note 1: " * ", means this data is the worst emission level.

Note 2: Measure Level (dB μ V/m) = Reading Level (dB μ V) + Factor (dB/m).

Note 3: Factor (dB/m) = Cable Loss (dB) + Antenna Factor (dB/m) - Pre_Amplifier Gain (dB).

| | |
|--|-----------------------|
| Site: NS-AC1 | Test Date: 2023/03/23 |
| Limit: FCC_Part 15.407_RE(3m) | Engineer: Ted Chen |
| Probe: Horn 3117_1-18GHz | Polarity: Vertical |
| EUT: AX6000 Dual-band WiFi Router | Power: AC 120V/60Hz |
| Test Mode: Transmit by 802.11ac-VHT40 at 5710MHz | |



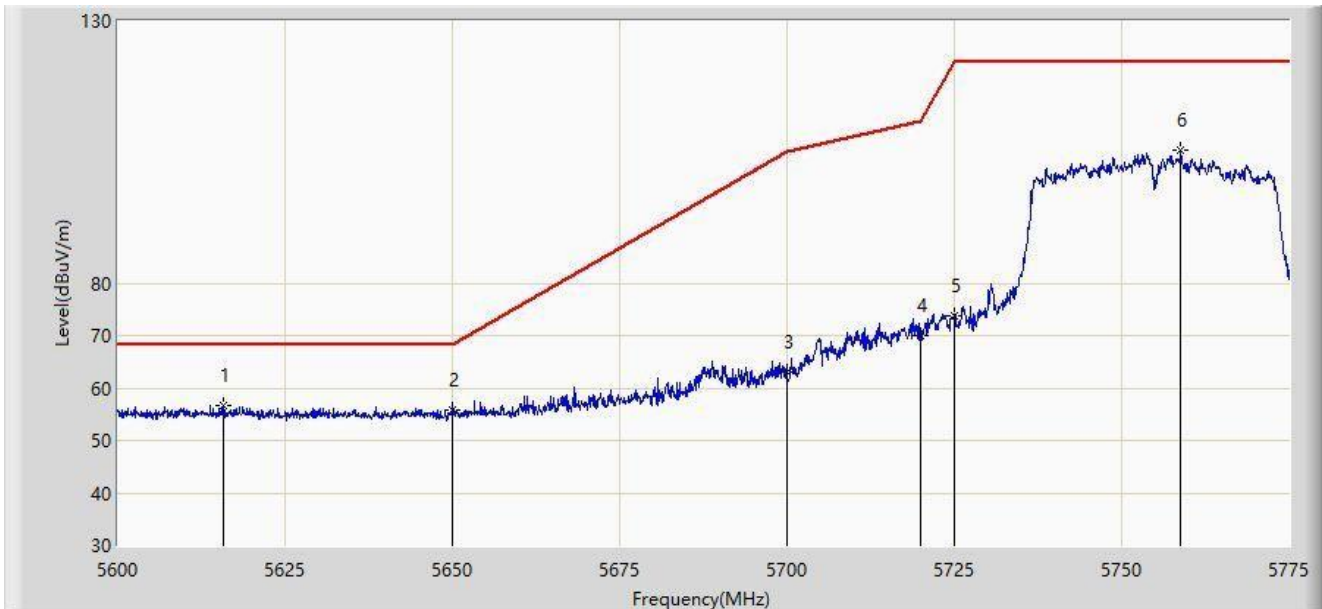
| No | Mark | Frequency (MHz) | Measure Level (dBμV/m) | Reading Level (dBμV) | Margin (dB) | Limit (dBμV/m) | Factor (dB/m) | Type |
|----|------|-----------------|------------------------|----------------------|-------------|----------------|---------------|------|
| 1 | | 5470.000 | 57.942 | 53.141 | -10.258 | 68.200 | 4.801 | PK |
| 2 | | 5707.305 | 116.845 | 111.568 | N/A | N/A | 5.277 | PK |
| 3 | * | 5850.000 | 58.219 | 52.335 | -9.981 | 68.200 | 5.885 | PK |

Note 1: " * ", means this data is the worst emission level.

Note 2: Measure Level (dBμV/m) = Reading Level (dBμV) + Factor (dB/m).

Note 3: Factor (dB/m) = Cable Loss (dB) + Antenna Factor (dB/m) - Pre_Amplifier Gain (dB).

| | |
|--|-----------------------|
| Site: NS-AC1 | Test Date: 2023/01/13 |
| Limit: FCC_5.8G_RE(3m) | Engineer: Flag Yang |
| Probe: NS-AC1_BBHA9120D_2111_1-18GHz | Polarity: Horizontal |
| EUT: AX6000 Dual-band WiFi Router | Power: AC 120V/60Hz |
| Test Mode: Transmit by 802.11ac-VHT40 at 5755MHz | |



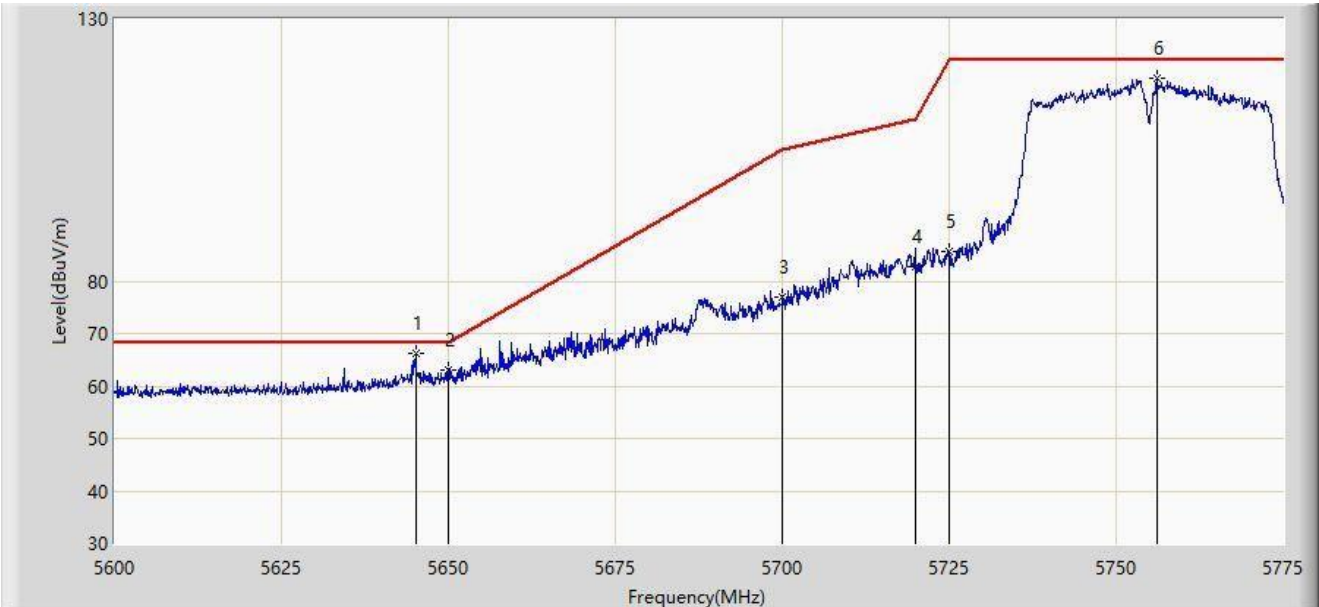
| No | Mark | Frequency (MHz) | Measure Level (dBµV/m) | Reading Level (dBµV) | Margin (dB) | Limit (dBµV/m) | Factor (dB/m) | Type |
|----|------|-----------------|------------------------|----------------------|-------------|----------------|---------------|------|
| 1 | * | 5615.837 | 56.766 | 54.323 | -11.434 | 68.200 | 2.443 | PK |
| 2 | | 5650.000 | 55.657 | 53.059 | -12.543 | 68.200 | 2.598 | PK |
| 3 | | 5700.000 | 62.921 | 60.023 | -42.279 | 105.200 | 2.897 | PK |
| 4 | | 5720.000 | 69.977 | 67.129 | -40.823 | 110.800 | 2.848 | PK |
| 5 | | 5725.000 | 73.698 | 70.814 | -48.502 | 122.200 | 2.884 | PK |
| 6 | | 5758.812 | 105.225 | 102.013 | N/A | N/A | 3.212 | PK |

Note 1: " * ", means this data is the worst emission level.

Note 2: Measure Level (dBµV/m) = Reading Level (dBµV) + Factor (dB/m).

Note 3: Factor (dB/m) = Cable Loss (dB) + Antenna Factor (dB/m) - Pre_Amplifier Gain (dB).

| | |
|--|-----------------------|
| Site: NS-AC1 | Test Date: 2023/01/13 |
| Limit: FCC_5.8G_RE(3m) | Engineer: Flag Yang |
| Probe: NS-AC1_BBHA9120D_2111_1-18GHz | Polarity: Vertical |
| EUT: AX6000 Dual-band WiFi Router | Power: AC 120V/60Hz |
| Test Mode: Transmit by 802.11ac-VHT40 at 5755MHz | |



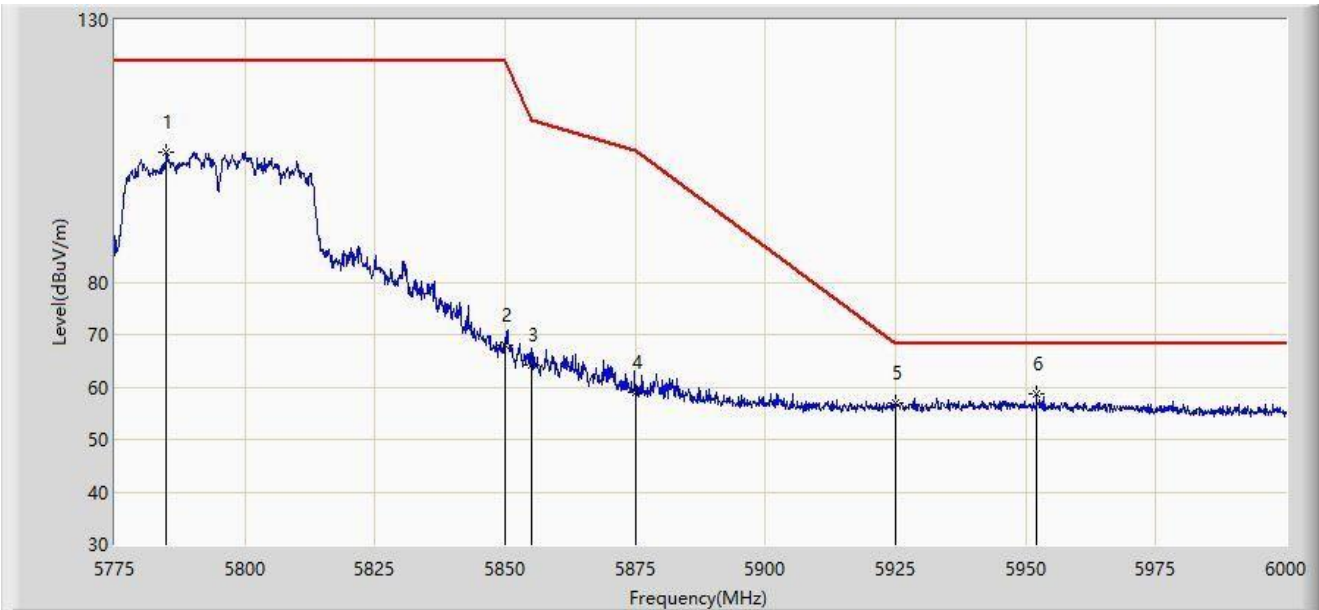
| No | Mark | Frequency (MHz) | Measure Level (dBµV/m) | Reading Level (dBµV) | Margin (dB) | Limit (dBµV/m) | Factor (dB/m) | Type |
|----|------|-----------------|------------------------|----------------------|-------------|----------------|---------------|------|
| 1 | * | 5645.150 | 66.163 | 63.576 | -2.037 | 68.200 | 2.586 | PK |
| 2 | | 5650.000 | 63.005 | 60.407 | -5.195 | 68.200 | 2.598 | PK |
| 3 | | 5700.000 | 76.842 | 73.944 | -28.358 | 105.200 | 2.897 | PK |
| 4 | | 5720.000 | 82.852 | 80.004 | -27.948 | 110.800 | 2.848 | PK |
| 5 | | 5725.000 | 85.509 | 82.625 | -36.691 | 122.200 | 2.884 | PK |
| 6 | | 5756.100 | 118.565 | 115.376 | N/A | N/A | 3.189 | PK |

Note 1: " * ", means this data is the worst emission level.

Note 2: Measure Level (dBµV/m) = Reading Level (dBµV) + Factor (dB/m).

Note 3: Factor (dB/m) = Cable Loss (dB) + Antenna Factor (dB/m) - Pre_Amplifier Gain (dB).

| | |
|--|-----------------------|
| Site: NS-AC1 | Test Date: 2023/01/13 |
| Limit: FCC_5.8G_RE(3m) | Engineer: Flag Yang |
| Probe: NS-AC1_BBHA9120D_2111_1-18GHz | Polarity: Horizontal |
| EUT: AX6000 Dual-band WiFi Router | Power: AC 120V/60Hz |
| Test Mode: Transmit by 802.11ac-VHT40 at 5795MHz | |



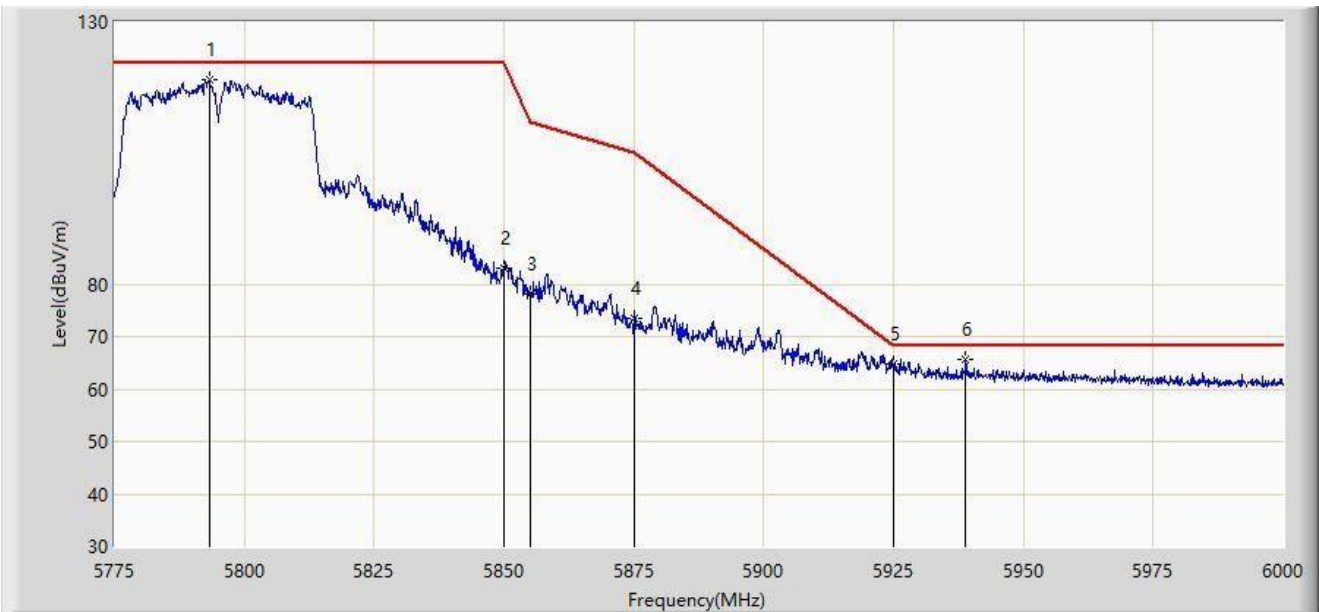
| No | Mark | Frequency (MHz) | Measure Level (dBμV/m) | Reading Level (dBμV) | Margin (dB) | Limit (dBμV/m) | Factor (dB/m) | Type |
|----|------|-----------------|------------------------|----------------------|-------------|----------------|---------------|------|
| 1 | | 5784.900 | 104.870 | 101.707 | N/A | N/A | 3.163 | PK |
| 2 | | 5850.000 | 67.953 | 64.615 | -54.247 | 122.200 | 3.338 | PK |
| 3 | | 5855.000 | 64.143 | 60.800 | -46.657 | 110.800 | 3.343 | PK |
| 4 | | 5875.000 | 59.062 | 55.665 | -46.138 | 105.200 | 3.397 | PK |
| 5 | | 5925.000 | 56.838 | 53.108 | -11.362 | 68.200 | 3.731 | PK |
| 6 | * | 5952.075 | 58.809 | 54.939 | -9.391 | 68.200 | 3.869 | PK |

Note 1: " * ", means this data is the worst emission level.

Note 2: Measure Level (dBμV/m) = Reading Level (dBμV) + Factor (dB/m).

Note 3: Factor (dB/m) = Cable Loss (dB) + Antenna Factor (dB/m) - Pre_Amplifier Gain (dB).

| | |
|--|-----------------------|
| Site: NS-AC1 | Test Date: 2023/01/13 |
| Limit: FCC_5.8G_RE(3m) | Engineer: Flag Yang |
| Probe: NS-AC1_BBHA9120D_2111_1-18GHz | Polarity: Vertical |
| EUT: AX6000 Dual-band WiFi Router | Power: AC 120V/60Hz |
| Test Mode: Transmit by 802.11ac-VHT40 at 5795MHz | |



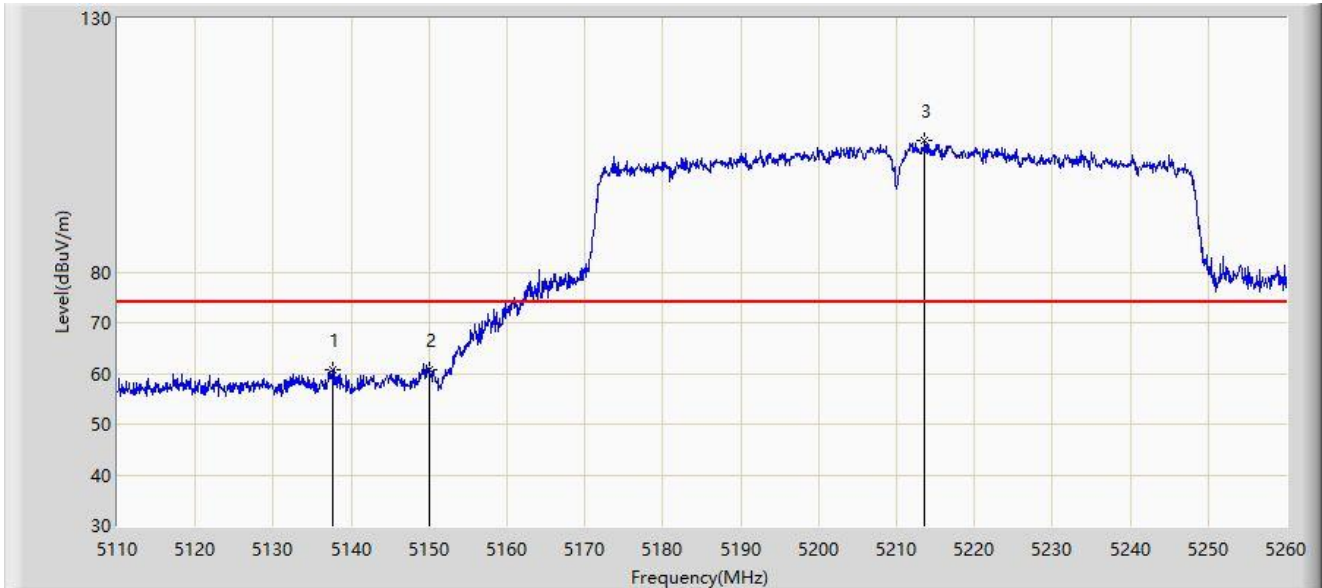
| No | Mark | Frequency (MHz) | Measure Level (dBµV/m) | Reading Level (dBµV) | Margin (dB) | Limit (dBµV/m) | Factor (dB/m) | Type |
|----|------|-----------------|------------------------|----------------------|-------------|----------------|---------------|------|
| 1 | | 5793.225 | 119.106 | 115.863 | N/A | N/A | 3.243 | PK |
| 2 | | 5850.000 | 82.911 | 79.573 | -39.289 | 122.200 | 3.338 | PK |
| 3 | | 5855.000 | 78.249 | 74.906 | -32.551 | 110.800 | 3.343 | PK |
| 4 | | 5875.000 | 73.576 | 70.179 | -31.624 | 105.200 | 3.397 | PK |
| 5 | | 5925.000 | 64.668 | 60.938 | -3.532 | 68.200 | 3.731 | PK |
| 6 | * | 5938.913 | 65.797 | 61.925 | -2.403 | 68.200 | 3.872 | PK |

Note 1: " * ", means this data is the worst emission level.

Note 2: Measure Level (dBµV/m) = Reading Level (dBµV) + Factor (dB/m).

Note 3: Factor (dB/m) = Cable Loss (dB) + Antenna Factor (dB/m) - Pre_Amplifier Gain (dB).

| | |
|--|-----------------------|
| Site: WZ-AC2 | Test Date: 2023/02/28 |
| Limit: FCC_5G_RE(3m) | Engineer: Dick Shen |
| Probe: BBHA9120D_1457_1-18GHz | Polarity: Horizontal |
| EUT: AX6000 Dual-band WiFi Router | Power: AC 120V/60Hz |
| Test Mode: Transmit by 802.11ac-VHT80 at 5210MHz | |



| No | Mark | Frequency (MHz) | Measure Level (dBμV/m) | Reading Level (dBμV) | Margin (dB) | Limit (dBμV/m) | Factor (dB/m) | Type |
|----|------|-----------------|------------------------|----------------------|-------------|----------------|---------------|------|
| 1 | * | 5137.675 | 60.854 | 56.723 | -13.146 | 74.000 | 4.132 | PK |
| 2 | | 5150.000 | 60.588 | 56.519 | -13.412 | 74.000 | 4.069 | PK |
| 3 | | 5213.650 | 106.037 | 102.247 | N/A | N/A | 3.790 | PK |

Note 1: " * ", means this data is the worst emission level.

Note 2: Measure Level (dBμV/m) = Reading Level (dBμV) + Factor (dB/m).

Note 3: Factor (dB/m) = Cable Loss (dB) + Antenna Factor (dB/m) - Pre_Amplifier Gain (dB).

| | |
|--|-----------------------|
| Site: WZ-AC2 | Test Date: 2023/02/28 |
| Limit: FCC_5G_RE(3m) | Engineer: Dick Shen |
| Probe: BBHA9120D_1457_1-18GHz | Polarity: Horizontal |
| EUT: AX6000 Dual-band WiFi Router | Power: AC 120V/60Hz |
| Test Mode: Transmit by 802.11ac-VHT80 at 5210MHz | |



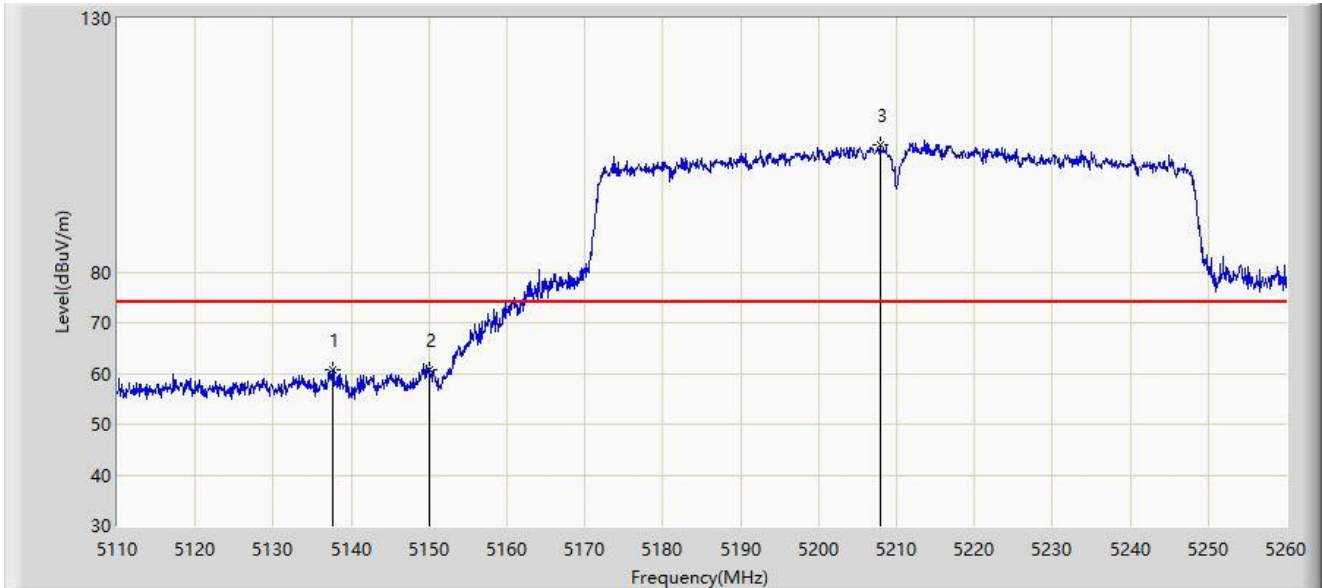
| No | Mark | Frequency (MHz) | Measure Level (dB μ V/m) | Reading Level (dB μ V) | Margin (dB) | Limit (dB μ V/m) | Factor (dB/m) | Type |
|----|------|-----------------|------------------------------|----------------------------|-------------|----------------------|---------------|------|
| 1 | * | 5146.000 | 46.347 | 42.225 | -7.653 | 54.000 | 4.121 | AV |
| 2 | | 5150.000 | 45.741 | 41.672 | -8.259 | 54.000 | 4.069 | AV |
| 3 | | 5204.050 | 88.021 | 84.246 | N/A | N/A | 3.775 | AV |

Note 1: " * ", means this data is the worst emission level.

Note 2: Measure Level (dB μ V/m) = Reading Level (dB μ V) + Factor (dB/m).

Note 3: Factor (dB/m) = Cable Loss (dB) + Antenna Factor (dB/m) - Pre_Amplifier Gain (dB).

| | |
|--|-----------------------|
| Site: WZ-AC2 | Test Date: 2023/02/28 |
| Limit: FCC_5G_RE(3m) | Engineer: Dick Shen |
| Probe: BBHA9120D_1457_1-18GHz | Polarity: Vertical |
| EUT: AX6000 Dual-band WiFi Router | Power: AC 120V/60Hz |
| Test Mode: Transmit by 802.11ac-VHT80 at 5210MHz | |



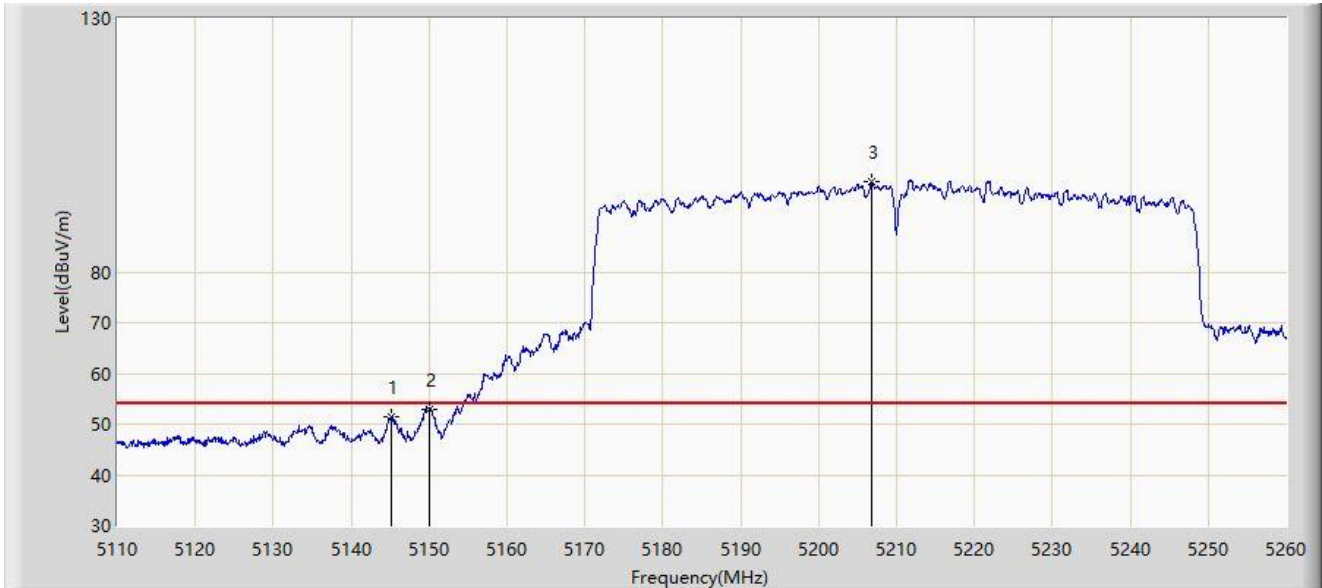
| No | Mark | Frequency (MHz) | Measure Level (dBμV/m) | Reading Level (dBμV) | Margin (dB) | Limit (dBμV/m) | Factor (dB/m) | Type |
|----|------|-----------------|------------------------|----------------------|-------------|----------------|---------------|------|
| 1 | * | 5137.675 | 60.854 | 56.723 | -13.146 | 74.000 | 4.132 | PK |
| 2 | | 5150.000 | 60.588 | 56.519 | -13.412 | 74.000 | 4.069 | PK |
| 3 | | 5207.875 | 104.943 | 101.165 | N/A | N/A | 3.778 | PK |

Note 1: " * ", means this data is the worst emission level.

Note 2: Measure Level (dBμV/m) = Reading Level (dBμV) + Factor (dB/m).

Note 3: Factor (dB/m) = Cable Loss (dB) + Antenna Factor (dB/m) - Pre_Amplifier Gain (dB).

| | |
|--|-----------------------|
| Site: WZ-AC2 | Test Date: 2023/02/28 |
| Limit: FCC_5G_RE(3m) | Engineer: Dick Shen |
| Probe: BBHA9120D_1457_1-18GHz | Polarity: Vertical |
| EUT: AX6000 Dual-band WiFi Router | Power: AC 120V/60Hz |
| Test Mode: Transmit by 802.11ac-VHT80 at 5210MHz | |



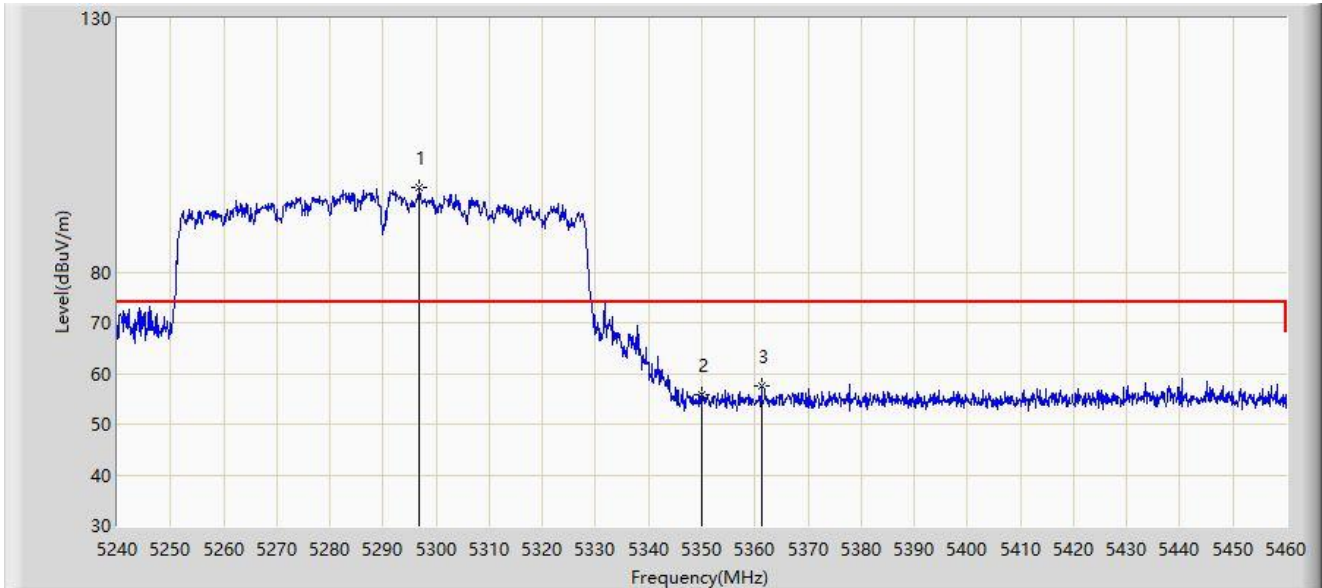
| No | Mark | Frequency (MHz) | Measure Level (dBμV/m) | Reading Level (dBμV) | Margin (dB) | Limit (dBμV/m) | Factor (dB/m) | Type |
|----|------|-----------------|------------------------|----------------------|-------------|----------------|---------------|------|
| 1 | | 5145.175 | 51.359 | 47.236 | -2.641 | 54.000 | 4.122 | AV |
| 2 | * | 5150.000 | 53.008 | 48.939 | -0.992 | 54.000 | 4.069 | AV |
| 3 | | 5206.825 | 97.863 | 94.087 | N/A | N/A | 3.777 | AV |

Note 1: " * ", means this data is the worst emission level.

Note 2: Measure Level (dBμV/m) = Reading Level (dBμV) + Factor (dB/m).

Note 3: Factor (dB/m) = Cable Loss (dB) + Antenna Factor (dB/m) - Pre_Amplifier Gain (dB).

| | |
|--|-----------------------|
| Site: WZ-AC2 | Test Date: 2023/03/03 |
| Limit: FCC_5G_RE(3m) | Engineer: Dick Shen |
| Probe: BBHA9120D_1457_1-18GHz | Polarity: Horizontal |
| EUT: AX6000 Dual-band WiFi Router | Power: AC 120V/60Hz |
| Test Mode: Transmit by 802.11ac-VHT80 at 5290MHz | |



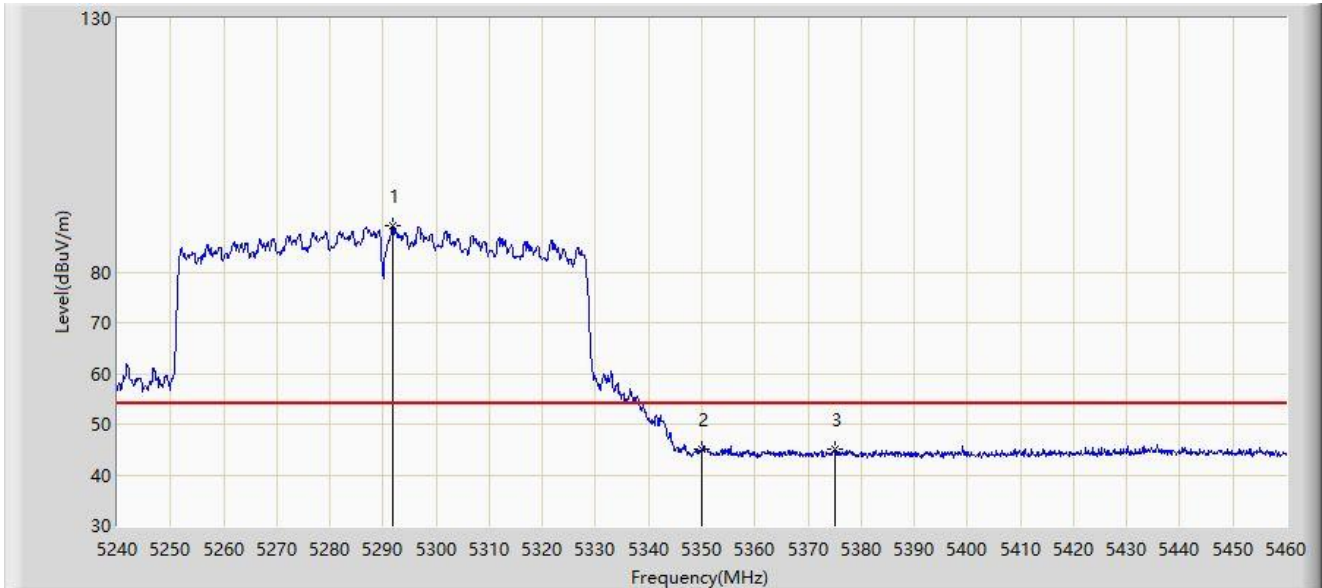
| No | Mark | Frequency (MHz) | Measure Level (dB μ V/m) | Reading Level (dB μ V) | Margin (dB) | Limit (dB μ V/m) | Factor (dB/m) | Type |
|----|------|-----------------|------------------------------|----------------------------|-------------|----------------------|---------------|------|
| 1 | | 5296.870 | 96.699 | 93.027 | N/A | N/A | 3.672 | PK |
| 2 | | 5350.000 | 55.732 | 51.849 | -18.268 | 74.000 | 3.884 | PK |
| 3 | * | 5361.220 | 57.514 | 53.554 | -16.486 | 74.000 | 3.960 | PK |

Note 1: " * ", means this data is the worst emission level.

Note 2: Measure Level (dB μ V/m) = Reading Level (dB μ V) + Factor (dB/m).

Note 3: Factor (dB/m) = Cable Loss (dB) + Antenna Factor (dB/m) - Pre_Amplifier Gain (dB).

| | |
|--|-----------------------|
| Site: WZ-AC2 | Test Date: 2023/03/03 |
| Limit: FCC_5G_RE(3m) | Engineer: Dick Shen |
| Probe: BBHA9120D_1457_1-18GHz | Polarity: Horizontal |
| EUT: AX6000 Dual-band WiFi Router | Power: AC 120V/60Hz |
| Test Mode: Transmit by 802.11ac-VHT80 at 5290MHz | |



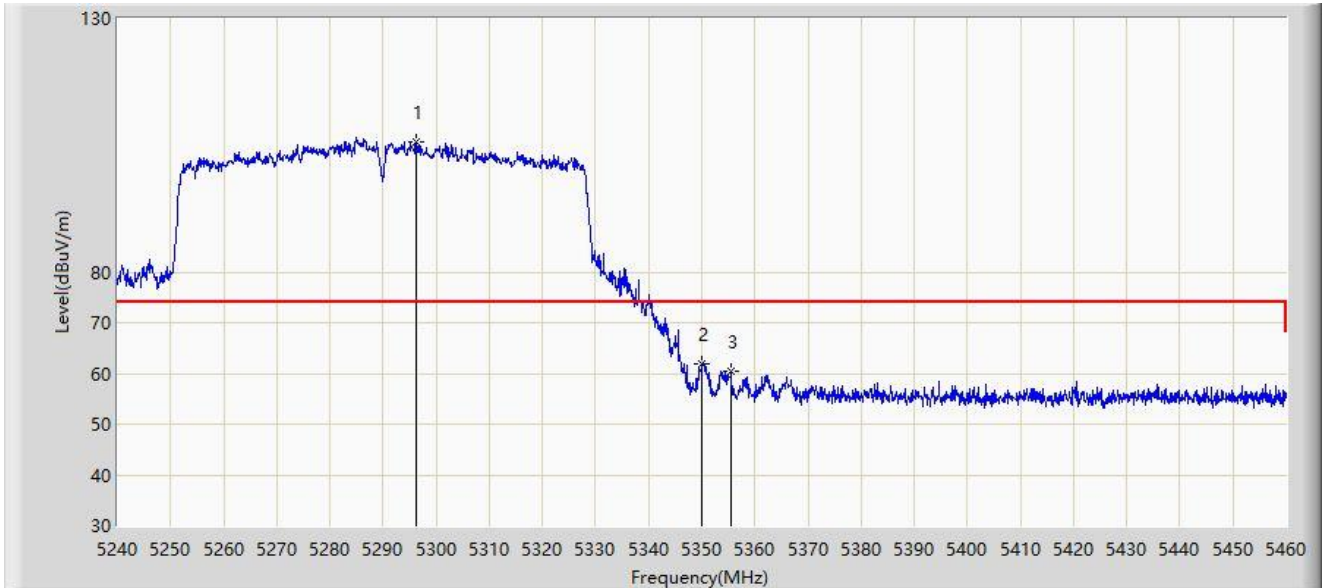
| No | Mark | Frequency (MHz) | Measure Level (dBμV/m) | Reading Level (dBμV) | Margin (dB) | Limit (dBμV/m) | Factor (dB/m) | Type |
|----|------|-----------------|------------------------|----------------------|-------------|----------------|---------------|------|
| 1 | | 5291.920 | 89.136 | 85.442 | N/A | N/A | 3.695 | AV |
| 2 | | 5350.000 | 45.044 | 41.161 | -8.956 | 54.000 | 3.884 | AV |
| 3 | * | 5375.080 | 45.117 | 41.098 | -8.883 | 54.000 | 4.018 | AV |

Note 1: " * ", means this data is the worst emission level.

Note 2: Measure Level (dBμV/m) = Reading Level (dBμV) + Factor (dB/m).

Note 3: Factor (dB/m) = Cable Loss (dB) + Antenna Factor (dB/m) - Pre_Amplifier Gain (dB).

| | |
|--|-----------------------|
| Site: WZ-AC2 | Test Date: 2023/03/03 |
| Limit: FCC_5G_RE(3m) | Engineer: Dick Shen |
| Probe: BBHA9120D_1457_1-18GHz | Polarity: Vertical |
| EUT: AX6000 Dual-band WiFi Router | Power: AC 120V/60Hz |
| Test Mode: Transmit by 802.11ac-VHT80 at 5290MHz | |



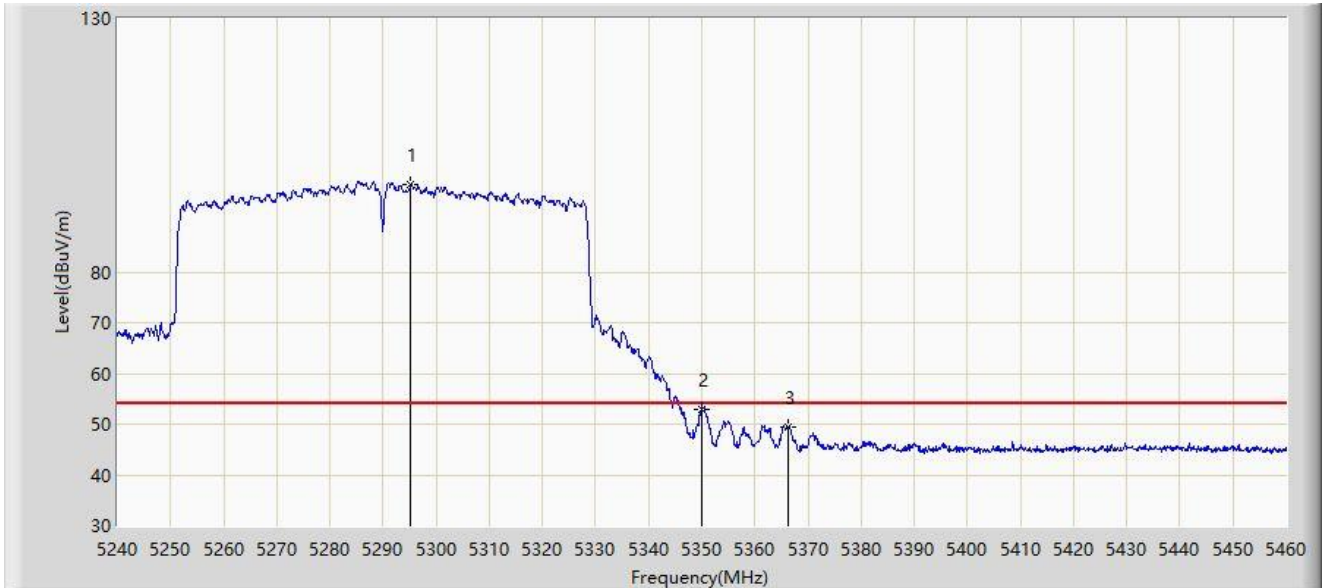
| No | Mark | Frequency (MHz) | Measure Level (dB μ V/m) | Reading Level (dB μ V) | Margin (dB) | Limit (dB μ V/m) | Factor (dB/m) | Type |
|----|------|-----------------|------------------------------|----------------------------|-------------|----------------------|---------------|------|
| 1 | | 5296.210 | 105.663 | 101.990 | N/A | N/A | 3.673 | PK |
| 2 | * | 5350.000 | 61.843 | 57.960 | -12.157 | 74.000 | 3.884 | PK |
| 3 | | 5355.500 | 60.298 | 56.365 | -13.702 | 74.000 | 3.934 | PK |

Note 1: " * ", means this data is the worst emission level.

Note 2: Measure Level (dB μ V/m) = Reading Level (dB μ V) + Factor (dB/m).

Note 3: Factor (dB/m) = Cable Loss (dB) + Antenna Factor (dB/m) - Pre_Amplifier Gain (dB).

| | |
|--|-----------------------|
| Site: WZ-AC2 | Test Date: 2023/03/03 |
| Limit: FCC_5G_RE(3m) | Engineer: Dick Shen |
| Probe: BBHA9120D_1457_1-18GHz | Polarity: Vertical |
| EUT: AX6000 Dual-band WiFi Router | Power: AC 120V/60Hz |
| Test Mode: Transmit by 802.11ac-VHT80 at 5290MHz | |



| No | Mark | Frequency (MHz) | Measure Level (dB μ V/m) | Reading Level (dB μ V) | Margin (dB) | Limit (dB μ V/m) | Factor (dB/m) | Type |
|----|------|-----------------|------------------------------|----------------------------|-------------|----------------------|---------------|------|
| 1 | | 5295.220 | 97.278 | 93.604 | N/A | N/A | 3.675 | AV |
| 2 | * | 5350.000 | 52.910 | 49.027 | -1.090 | 54.000 | 3.884 | AV |
| 3 | | 5366.280 | 49.481 | 45.498 | -4.519 | 54.000 | 3.983 | AV |

Note 1: " * ", means this data is the worst emission level.

Note 2: Measure Level (dB μ V/m) = Reading Level (dB μ V) + Factor (dB/m).

Note 3: Factor (dB/m) = Cable Loss (dB) + Antenna Factor (dB/m) - Pre_Amplifier Gain (dB).