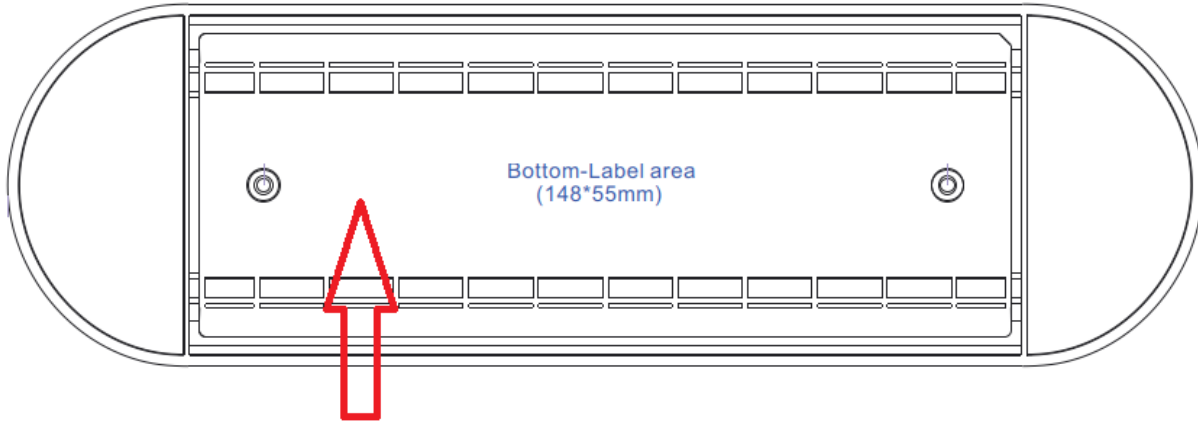










# FCC LABEL & Label LOCATION

The label will be permanently affixed at a conspicuous location on the device.



FCC ID: 2AF5PML2410



 <b>motorola</b> MTRLC LLC motorolanetwork.com	<b>AC1900 LTE Router</b>	<b>Model: ML2410</b>
	<b>Default WiFi Settings</b> WiFi Network (SSID): <b>MOTOSSSS</b> WiFi Password: <b>word1word2nnn</b>	<b>Router Configuration</b> IP Address: 192.168.5.1 User Name: admin Password: word1word2nnn S/N: DDDY-XXXXXX-40-#### IMEI: ZZZZZZZZZZZZZZZZ
 FCC ID: 2AF5PML2410 <small>This device complies with Part 15 of the FCC Rules. Operation is subject to the following two conditions: (1) This device may not cause harmful interference, and (2) this device must accept any interference received, including interference that may cause undesired operation.</small>	 	  
CAN ICES-3(B)/NMB-3(B) IC: 22131-ML2410	 WICA	

