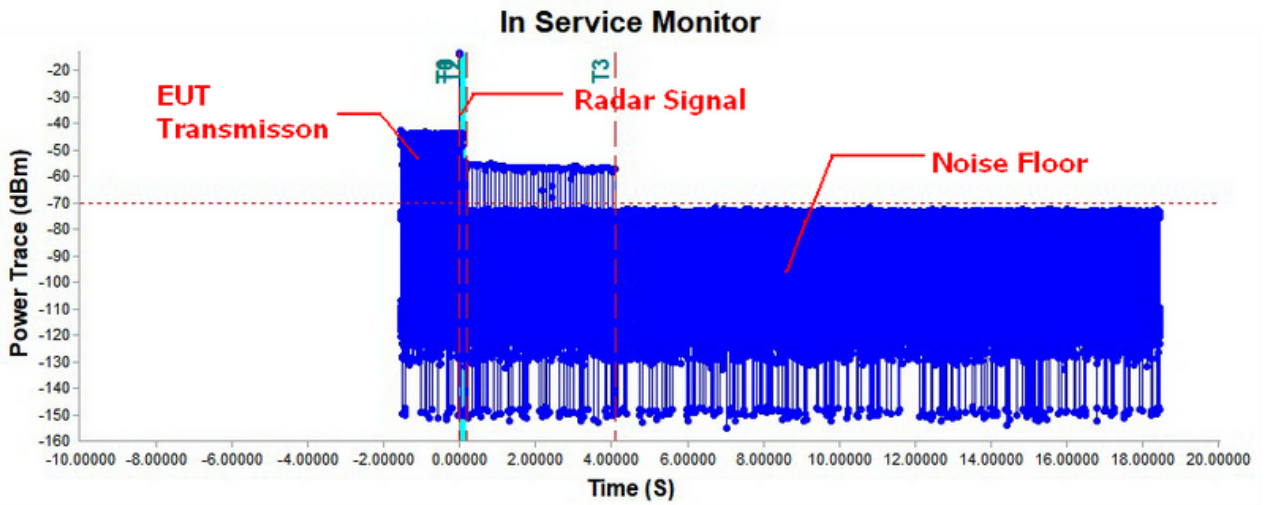


TX (IEEE 802.11n (HT40) Mode)

Radar signal 0



Time Index Info

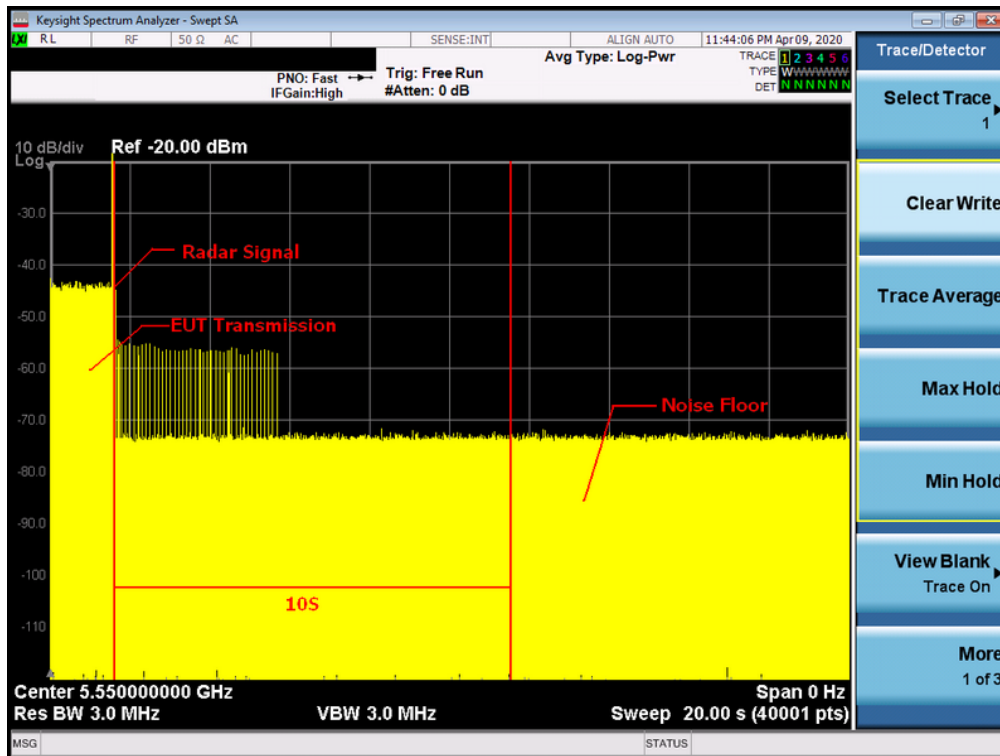
| | | |
|--|--------------------------------------|--------------------------------|
| T0 : -0.0240 S (Radar Injection Start) | Time Per Bin: 0.4999875 | Channel Move Time: 4.1148971 S |
| T1 : 0.0000 S (Radar Injection Stop) | T2~T3 Bins Over Threshold: = 79 Bins | Channel Close Time: 0.039499 S |
| T2 : 0.2000 S (200msec Interval) | | |
| T3 : 4.1149 S (Channel Move Time) | | |

Note: T0 denotes the Radar Injection Start.

T1 denotes the start of Channel Move Time upon the end of the last Radar burst.

T2 denotes the data transmission time of 200ms from T1.

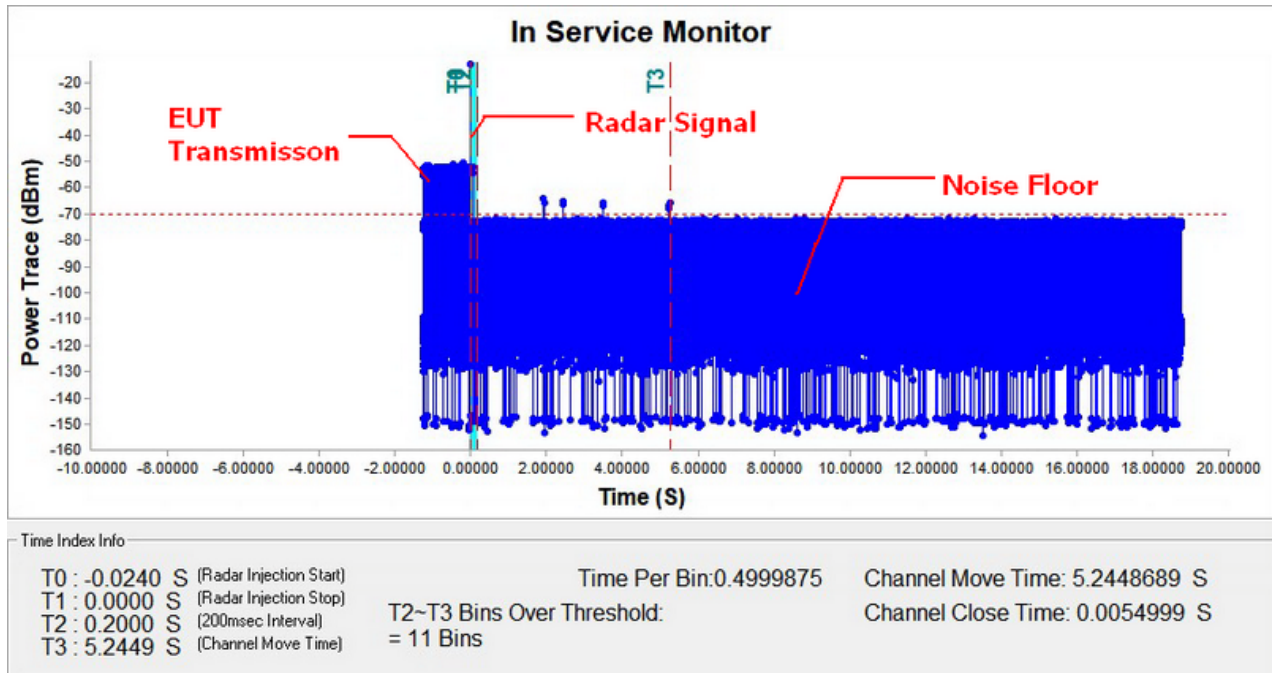
T3 denotes the end of Channel Move Time.



Note: An expanded plot for the device vacates the channel in the required 500ms

TX (IEEE 802.11ac (VHT80) Mode)

Radar signal 0

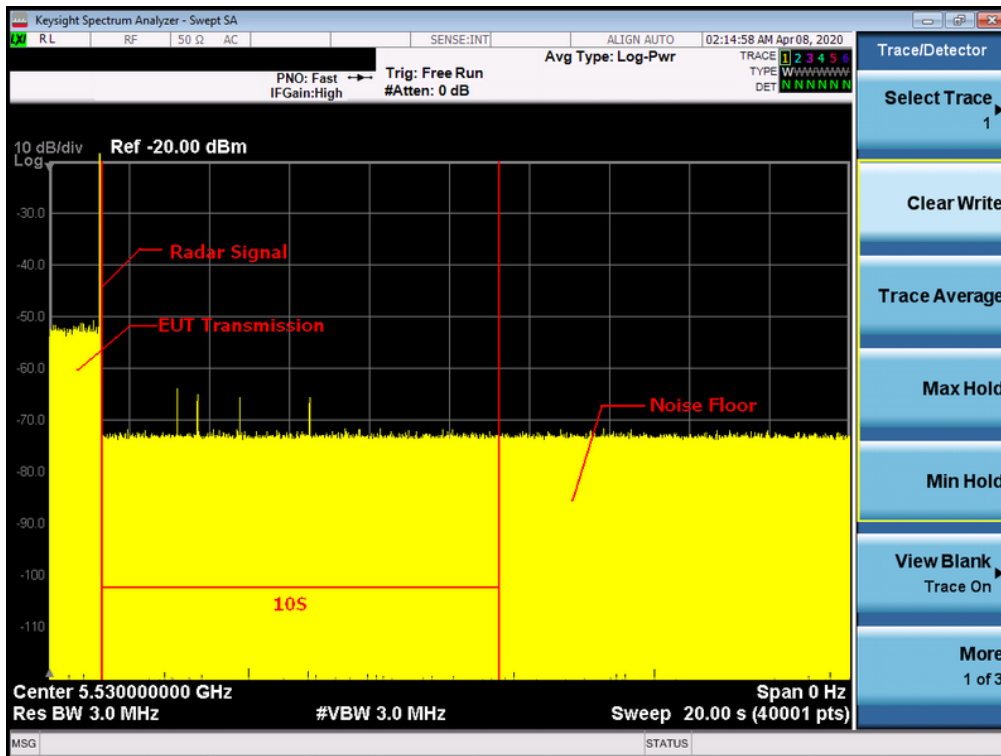


Note: T0 denotes the Radar Injection Start.

T1 denotes the start of Channel Move Time upon the end of the last Radar burst.

T2 denotes the data transmission time of 200ms from T1.

T3 denotes the end of Channel Move Time.



Note: An expanded plot for the device vacates the channel in the required 500ms

| IEEE 802.11a Mode | | |
|--------------------|-------------------|---|
| Item | Measured Value(s) | Limit(s) |
| Channel Move Time | 8.2687933 | 10 |
| Channel Close Time | 0.034991 | 200 milliseconds + an aggregate of 60 milliseconds over remaining 10 second period. |

| IEEE 802.11n (HT40) Mode | | |
|--------------------------|-------------------|---|
| Item | Measured Value(s) | Limit(s) |
| Channel Move Time | 4.1148971 | 10 |
| Channel Close Time | 0.039499 | 200 milliseconds + an aggregate of 60 milliseconds over remaining 10 second period. |

| IEEE 802.11ac (VHT80) Mode | | |
|----------------------------|-------------------|---|
| Item | Measured Value(s) | Limit(s) |
| Channel Move Time | 5.2448689 | 10 |
| Channel Close Time | 0.0054999 | 200 milliseconds + an aggregate of 60 milliseconds over remaining 10 second period. |

TX (IEEE 802.11a Mode)

Table 1: Short Pulse Radar Test Waveforms.

| Radar Type | Pulse Width (μsec) | PRI (μsec) | Number of Pulses | Pass times | Fail times | Percentage of Successful Detection (%) |
|-----------------------------|--------------------|--|---|------------|------------|--|
| 1 | 1 | Test A: 15 unique PRI values randomly selected from the list of 23 PRI values in Table 5a <hr/> Test B: 15 unique PRI values randomly selected within the range of 518-3066 μsec, with a minimum increment of 1 μsec, excluding PRI values selected in Test A | $\text{Roundup} \left\{ \left(\frac{1}{360} \right) \cdot \frac{19 \cdot 10^6}{\text{PRI}_{\mu\text{sec}}} \right\}$ | 29 | 1 | 97 |
| 2 | 1-5 | 150-230 | 23-29 | 29 | 1 | 97 |
| 3 | 6-10 | 200-500 | 16-18 | 28 | 2 | 93 |
| 4 | 11-20 | 200-500 | 12-16 | 27 | 3 | 90 |
| Aggregate (Radar Types 1-4) | | | - | 113 | 7 | 94 |

Table 2: Long Pulse Radar Test Waveform

| Radar Type | Pulse Width (μsec) | Chirp Width (MHz) | PRI (μsec) | Number of Pulses Per Burst | Number of Bursts | Pass times | Fail times | Percentage of Successful Detection (%) |
|------------|--------------------|-------------------|------------|----------------------------|------------------|------------|------------|--|
| 5 | 50-100 | 5-20 | 1000-2000 | 1-3 | 8-20 | 29 | 1 | 97 |

Table 3: Frequency Hopping Radar Test Waveform

| Radar Type | Pulse Width (μsec) | PRI (μsec) | Pulses per Hop | Hopping Rate (kHz) | Hopping Sequence Length (msec) | Pass times | Fail times | Percentage of Successful Detection (%) |
|------------|--------------------|------------|----------------|--------------------|--------------------------------|------------|------------|--|
| 6 | 1 | 333 | 9 | 0.333 | 300 | 28 | 2 | 93 |

| Radar Type | Trial # | Detection | Trial # | Detection |
|------------|---------|-----------|---------|-----------|
| | | YES / NO | | YES / NO |
| Type1 | 1 | YES | 16 | YES |
| | 2 | YES | 17 | YES |
| | 3 | YES | 18 | NO |
| | 4 | YES | 19 | YES |
| | 5 | YES | 20 | YES |
| | 6 | YES | 21 | YES |
| | 7 | YES | 22 | YES |
| | 8 | YES | 23 | YES |
| | 9 | YES | 24 | YES |
| | 10 | YES | 25 | YES |
| | 11 | YES | 26 | YES |
| | 12 | YES | 27 | YES |
| | 13 | YES | 28 | YES |
| | 14 | YES | 29 | YES |
| | 15 | YES | 30 | YES |
| Type2 | 1 | YES | 16 | YES |
| | 2 | YES | 17 | NO |
| | 3 | YES | 18 | YES |
| | 4 | YES | 19 | YES |
| | 5 | YES | 20 | YES |
| | 6 | YES | 21 | YES |
| | 7 | YES | 22 | YES |
| | 8 | YES | 23 | YES |
| | 9 | YES | 24 | YES |
| | 10 | YES | 25 | YES |
| | 11 | YES | 26 | YES |
| | 12 | YES | 27 | YES |
| | 13 | YES | 28 | YES |
| | 14 | YES | 29 | YES |
| | 15 | YES | 30 | YES |

| Radar Type | Trial # | Detection | Trial # | Detection |
|------------|---------|-----------|---------|-----------|
| | | YES / NO | | YES / NO |
| Type3 | 1 | YES | 16 | YES |
| | 2 | YES | 17 | YES |
| | 3 | YES | 18 | YES |
| | 4 | YES | 19 | YES |
| | 5 | YES | 20 | YES |
| | 6 | YES | 21 | YES |
| | 7 | YES | 22 | YES |
| | 8 | YES | 23 | YES |
| | 9 | YES | 24 | YES |
| | 10 | YES | 25 | NO |
| | 11 | YES | 26 | YES |
| | 12 | YES | 27 | YES |
| | 13 | YES | 28 | YES |
| | 14 | YES | 29 | NO |
| | 15 | YES | 30 | YES |
| Type4 | 1 | NO | 16 | NO |
| | 2 | YES | 17 | YES |
| | 3 | YES | 18 | NO |
| | 4 | YES | 19 | YES |
| | 5 | YES | 20 | YES |
| | 6 | YES | 21 | YES |
| | 7 | YES | 22 | YES |
| | 8 | YES | 23 | YES |
| | 9 | YES | 24 | YES |
| | 10 | YES | 25 | YES |
| | 11 | YES | 26 | YES |
| | 12 | YES | 27 | YES |
| | 13 | YES | 28 | YES |
| | 14 | YES | 29 | YES |
| | 15 | YES | 30 | YES |

| Radar Type | Trial # | Detection | Trial # | Detection |
|------------|---------|-----------|---------|-----------|
| | | YES / NO | | YES / NO |
| Type5 | 1 | YES | 16 | YES |
| | 2 | YES | 17 | YES |
| | 3 | YES | 18 | YES |
| | 4 | YES | 19 | YES |
| | 5 | YES | 20 | YES |
| | 6 | YES | 21 | NO |
| | 7 | YES | 22 | YES |
| | 8 | YES | 23 | YES |
| | 9 | YES | 24 | YES |
| | 10 | YES | 25 | YES |
| | 11 | YES | 26 | YES |
| | 12 | YES | 27 | YES |
| | 13 | YES | 28 | YES |
| | 14 | YES | 29 | YES |
| | 15 | YES | 30 | YES |

| Radar Type | Trial # | Detection | Trial # | Detection |
|------------|---------|-----------|---------|-----------|
| | | YES / NO | | YES / NO |
| Type6 | 1 | YES | 16 | YES |
| | 2 | YES | 17 | YES |
| | 3 | YES | 18 | YES |
| | 4 | YES | 19 | YES |
| | 5 | NO | 20 | YES |
| | 6 | NO | 21 | YES |
| | 7 | YES | 22 | YES |
| | 8 | YES | 23 | YES |
| | 9 | YES | 24 | YES |
| | 10 | YES | 25 | YES |
| | 11 | YES | 26 | YES |
| | 12 | YES | 27 | YES |
| | 13 | YES | 28 | YES |
| | 14 | YES | 29 | YES |
| | 15 | YES | 30 | YES |

TX (IEEE 802.11n (HT40) Mode)

Table 1: Short Pulse Radar Test Waveforms.

| Radar Type | Pulse Width (μsec) | PRI (μsec) | Number of Pulses | Pass times | Fail times | Percentage of Successful Detection (%) |
|-----------------------------|--------------------|--|--|------------|------------|--|
| 1 | 1 | Test A: 15 unique PRI values randomly selected from the list of 23 PRI values in Table 5a Test B: 15 unique PRI values randomly selected within the range of 518-3066 μsec, with a minimum increment of 1 μsec, excluding PRI values selected in Test A | $\text{Roundup} \left\{ \begin{array}{l} \left(\frac{1}{360} \right) \cdot \\ \left(\frac{19 \cdot 10^6}{\text{PRI}_{\mu\text{sec}}} \right) \end{array} \right\}$ | 29 | 1 | 97 |
| 2 | 1-5 | 150-230 | 23-29 | 28 | 2 | 93 |
| 3 | 6-10 | 200-500 | 16-18 | 29 | 1 | 97 |
| 4 | 11-20 | 200-500 | 12-16 | 24 | 6 | 80 |
| Aggregate (Radar Types 1-4) | | | - | 111 | 9 | 93 |

Table 2: Long Pulse Radar Test Waveform

| Radar Type | Pulse Width (μsec) | Chirp Width (MHz) | PRI (μsec) | Number of Pulses Per Burst | Number of Bursts | Pass times | Fail times | Percentage of Successful Detection (%) |
|------------|--------------------|-------------------|------------|----------------------------|------------------|------------|------------|--|
| 5 | 50-100 | 5-20 | 1000-2000 | 1-3 | 8-20 | 26 | 4 | 87 |

Table 3: Frequency Hopping Radar Test Waveform

| Radar Type | Pulse Width (μsec) | PRI (μsec) | Pulses per Hop | Hopping Rate (kHz) | Hopping Sequence Length (msec) | Pass times | Fail times | Percentage of Successful Detection (%) |
|------------|--------------------|------------|----------------|--------------------|--------------------------------|------------|------------|--|
| 6 | 1 | 333 | 9 | 0.333 | 300 | 30 | 0 | 100 |

| Radar Type | Trial # | Detection | Trial # | Detection |
|------------|---------|-----------|---------|-----------|
| | | YES / NO | | YES / NO |
| Type1 | 1 | YES | 16 | YES |
| | 2 | YES | 17 | YES |
| | 3 | YES | 18 | YES |
| | 4 | YES | 19 | YES |
| | 5 | YES | 20 | NO |
| | 6 | YES | 21 | YES |
| | 7 | YES | 22 | YES |
| | 8 | YES | 23 | YES |
| | 9 | YES | 24 | YES |
| | 10 | YES | 25 | YES |
| | 11 | YES | 26 | YES |
| | 12 | YES | 27 | YES |
| | 13 | YES | 28 | YES |
| | 14 | YES | 29 | YES |
| | 15 | YES | 30 | YES |
| Type2 | 1 | YES | 16 | YES |
| | 2 | YES | 17 | YES |
| | 3 | YES | 18 | YES |
| | 4 | YES | 19 | YES |
| | 5 | YES | 20 | YES |
| | 6 | YES | 21 | YES |
| | 7 | YES | 22 | NO |
| | 8 | YES | 23 | YES |
| | 9 | YES | 24 | YES |
| | 10 | YES | 25 | YES |
| | 11 | YES | 26 | YES |
| | 12 | YES | 27 | YES |
| | 13 | YES | 28 | YES |
| | 14 | YES | 29 | YES |
| | 15 | NO | 30 | YES |

| Radar Type | Trial # | Detection | Trial # | Detection |
|------------|---------|-----------|---------|-----------|
| | | YES / NO | | YES / NO |
| Type3 | 1 | YES | 16 | NO |
| | 2 | YES | 17 | YES |
| | 3 | YES | 18 | YES |
| | 4 | YES | 19 | YES |
| | 5 | YES | 20 | YES |
| | 6 | YES | 21 | YES |
| | 7 | YES | 22 | YES |
| | 8 | YES | 23 | YES |
| | 9 | YES | 24 | YES |
| | 10 | YES | 25 | YES |
| | 11 | YES | 26 | YES |
| | 12 | YES | 27 | YES |
| | 13 | YES | 28 | YES |
| | 14 | YES | 29 | YES |
| | 15 | YES | 30 | YES |
| Type4 | 1 | YES | 16 | YES |
| | 2 | YES | 17 | NO |
| | 3 | YES | 18 | YES |
| | 4 | YES | 19 | YES |
| | 5 | YES | 20 | YES |
| | 6 | YES | 21 | YES |
| | 7 | YES | 22 | NO |
| | 8 | YES | 23 | YES |
| | 9 | YES | 24 | YES |
| | 10 | YES | 25 | YES |
| | 11 | YES | 26 | NO |
| | 12 | YES | 27 | YES |
| | 13 | YES | 28 | NO |
| | 14 | NO | 29 | NO |
| | 15 | YES | 30 | YES |

| Radar Type | Trial # | Detection | Trial # | Detection |
|------------|---------|-----------|---------|-----------|
| | | YES / NO | | YES / NO |
| Type5 | 1 | YES | 16 | NO |
| | 2 | YES | 17 | YES |
| | 3 | YES | 18 | YES |
| | 4 | YES | 19 | YES |
| | 5 | YES | 20 | YES |
| | 6 | YES | 21 | YES |
| | 7 | YES | 22 | YES |
| | 8 | YES | 23 | YES |
| | 9 | YES | 24 | YES |
| | 10 | YES | 25 | YES |
| | 11 | YES | 26 | NO |
| | 12 | YES | 27 | YES |
| | 13 | NO | 28 | YES |
| | 14 | NO | 29 | YES |
| | 15 | YES | 30 | YES |

| Radar Type | Trial # | Detection | Trial # | Detection |
|------------|---------|-----------|---------|-----------|
| | | YES / NO | | YES / NO |
| Type6 | 1 | YES | 16 | YES |
| | 2 | YES | 17 | YES |
| | 3 | YES | 18 | YES |
| | 4 | YES | 19 | YES |
| | 5 | YES | 20 | YES |
| | 6 | YES | 21 | YES |
| | 7 | YES | 22 | YES |
| | 8 | YES | 23 | YES |
| | 9 | YES | 24 | YES |
| | 10 | YES | 25 | YES |
| | 11 | YES | 26 | YES |
| | 12 | YES | 27 | YES |
| | 13 | YES | 28 | YES |
| | 14 | YES | 29 | YES |
| | 15 | YES | 30 | YES |

TX (IEEE 802.11ac (VHT80) Mode)

Table 1: Short Pulse Radar Test Waveforms.

| Radar Type | Pulse Width (μsec) | PRI (μsec) | Number of Pulses | Pass times | Fail times | Percentage of Successful Detection (%) |
|-----------------------------|--------------------|--|---|------------|------------|--|
| 1 | 1 | Test A: 15 unique PRI values randomly selected from the list of 23 PRI values in Table 5a <hr/> Test B: 15 unique PRI values randomly selected within the range of 518-3066 μsec, with a minimum increment of 1 μsec, excluding PRI values selected in Test A | $\text{Roundup} \left\{ \left(\frac{1}{360} \cdot \frac{19 \cdot 10^6}{\text{PRI}_{\mu\text{sec}}} \right) \right\}$ | 29 | 1 | 97 |
| 2 | 1-5 | 150-230 | 23-29 | 29 | 1 | 97 |
| 3 | 6-10 | 200-500 | 16-18 | 30 | 0 | 100 |
| 4 | 11-20 | 200-500 | 12-16 | 24 | 6 | 80 |
| Aggregate (Radar Types 1-4) | | | - | 112 | 8 | 93 |

Table 2: Long Pulse Radar Test Waveform

| Radar Type | Pulse Width (μsec) | Chirp Width (MHz) | PRI (μsec) | Number of Pulses Per Burst | Number of Bursts | Pass times | Fail times | Percentage of Successful Detection (%) |
|------------|--------------------|-------------------|------------|----------------------------|------------------|------------|------------|--|
| 5 | 50-100 | 5-20 | 1000-2000 | 1-3 | 8-20 | 26 | 4 | 87 |

Table 3: Frequency Hopping Radar Test Waveform

| Radar Type | Pulse Width (μsec) | PRI (μsec) | Pulses per Hop | Hopping Rate (kHz) | Hopping Sequence Length (msec) | Pass times | Fail times | Percentage of Successful Detection (%) |
|------------|--------------------|------------|----------------|--------------------|--------------------------------|------------|------------|--|
| 6 | 1 | 333 | 9 | 0.333 | 300 | 30 | 0 | 100 |

| Radar Type | Trial # | Detection | Trial # | Detection |
|------------|---------|-----------|---------|-----------|
| | | YES / NO | | YES / NO |
| Type1 | 1 | YES | 16 | YES |
| | 2 | YES | 17 | YES |
| | 3 | YES | 18 | NO |
| | 4 | YES | 19 | YES |
| | 5 | YES | 20 | YES |
| | 6 | YES | 21 | YES |
| | 7 | YES | 22 | YES |
| | 8 | YES | 23 | YES |
| | 9 | YES | 24 | YES |
| | 10 | YES | 25 | YES |
| | 11 | YES | 26 | YES |
| | 12 | YES | 27 | YES |
| | 13 | YES | 28 | YES |
| | 14 | YES | 29 | YES |
| | 15 | YES | 30 | YES |
| Type2 | 1 | YES | 16 | YES |
| | 2 | YES | 17 | YES |
| | 3 | YES | 18 | YES |
| | 4 | YES | 19 | NO |
| | 5 | YES | 20 | YES |
| | 6 | YES | 21 | YES |
| | 7 | YES | 22 | YES |
| | 8 | YES | 23 | YES |
| | 9 | YES | 24 | YES |
| | 10 | YES | 25 | YES |
| | 11 | YES | 26 | YES |
| | 12 | YES | 27 | YES |
| | 13 | YES | 28 | YES |
| | 14 | YES | 29 | YES |
| | 15 | YES | 30 | YES |

| Radar Type | Trial # | Detection | Trial # | Detection |
|------------|---------|-----------|---------|-----------|
| | | YES / NO | | YES / NO |
| Type3 | 1 | YES | 16 | YES |
| | 2 | YES | 17 | YES |
| | 3 | YES | 18 | YES |
| | 4 | YES | 19 | YES |
| | 5 | YES | 20 | YES |
| | 6 | YES | 21 | YES |
| | 7 | YES | 22 | YES |
| | 8 | YES | 23 | YES |
| | 9 | YES | 24 | YES |
| | 10 | YES | 25 | YES |
| | 11 | YES | 26 | YES |
| | 12 | YES | 27 | YES |
| | 13 | YES | 28 | YES |
| | 14 | YES | 29 | YES |
| | 15 | YES | 30 | YES |
| Type4 | 1 | YES | 16 | NO |
| | 2 | YES | 17 | YES |
| | 3 | YES | 18 | YES |
| | 4 | YES | 19 | YES |
| | 5 | YES | 20 | YES |
| | 6 | YES | 21 | YES |
| | 7 | YES | 22 | YES |
| | 8 | NO | 23 | YES |
| | 9 | YES | 24 | YES |
| | 10 | YES | 25 | YES |
| | 11 | YES | 26 | NO |
| | 12 | YES | 27 | NO |
| | 13 | YES | 28 | YES |
| | 14 | YES | 29 | NO |
| | 15 | YES | 30 | NO |

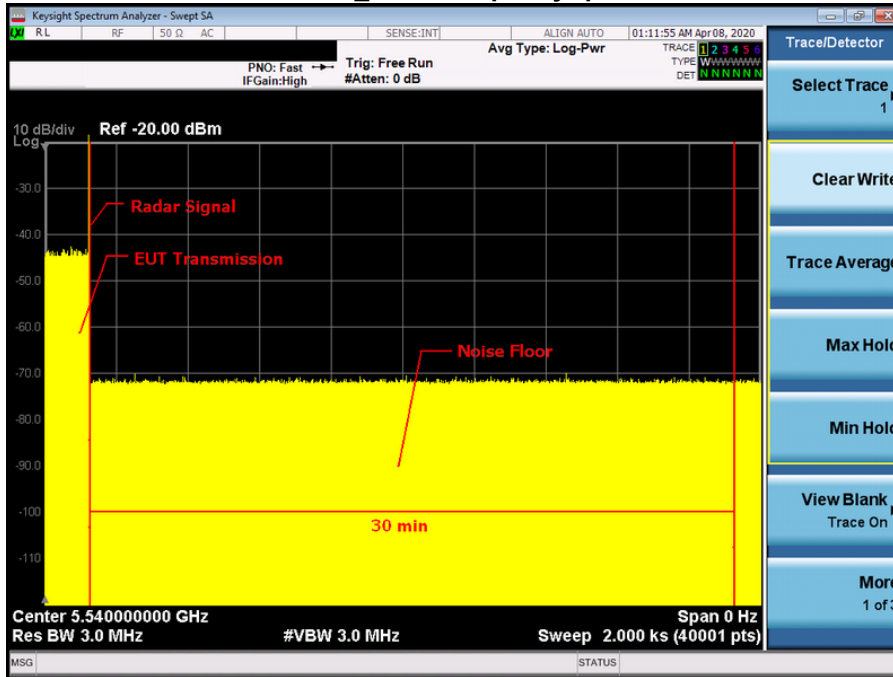
| Radar Type | Trial # | Detection | Trial # | Detection |
|------------|---------|-----------|---------|-----------|
| | | YES / NO | | YES / NO |
| Type5 | 1 | YES | 16 | YES |
| | 2 | YES | 17 | YES |
| | 3 | YES | 18 | YES |
| | 4 | YES | 19 | YES |
| | 5 | YES | 20 | YES |
| | 6 | YES | 21 | NO |
| | 7 | YES | 22 | YES |
| | 8 | YES | 23 | YES |
| | 9 | YES | 24 | YES |
| | 10 | YES | 25 | NO |
| | 11 | YES | 26 | NO |
| | 12 | YES | 27 | YES |
| | 13 | YES | 28 | YES |
| | 14 | YES | 29 | NO |
| | 15 | YES | 30 | YES |

| Radar Type | Trial # | Detection | Trial # | Detection |
|------------|---------|-----------|---------|-----------|
| | | YES / NO | | YES / NO |
| Type6 | 1 | YES | 16 | YES |
| | 2 | YES | 17 | YES |
| | 3 | YES | 18 | YES |
| | 4 | YES | 19 | YES |
| | 5 | YES | 20 | YES |
| | 6 | YES | 21 | YES |
| | 7 | YES | 22 | YES |
| | 8 | YES | 23 | YES |
| | 9 | YES | 24 | YES |
| | 10 | YES | 25 | YES |
| | 11 | YES | 26 | YES |
| | 12 | YES | 27 | YES |
| | 13 | YES | 28 | YES |
| | 14 | YES | 29 | YES |
| | 15 | YES | 30 | YES |

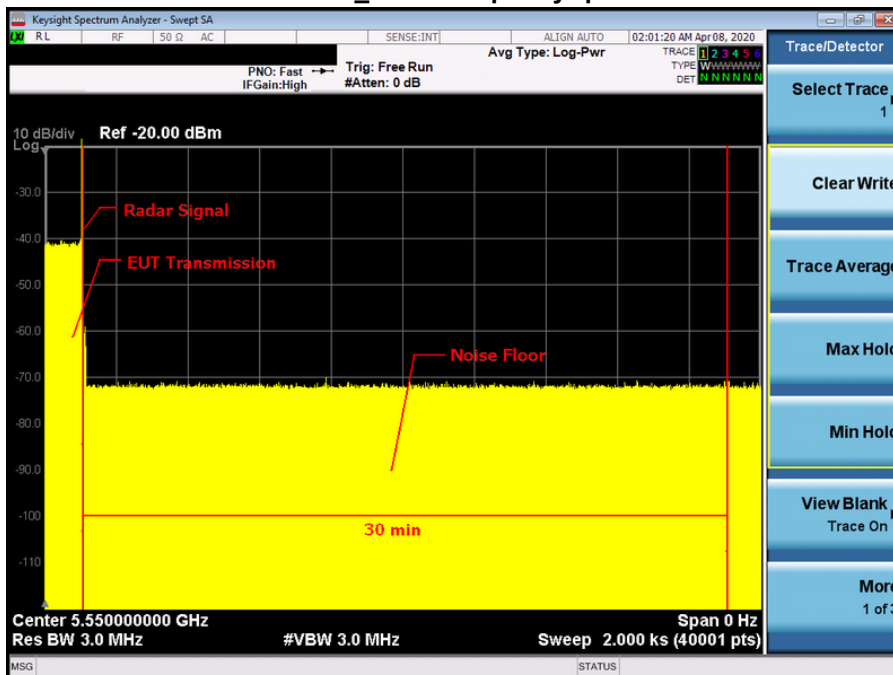
5.6 NON- OCCUPANCY PERIOD

During the 30 minutes observation time, UUT did not make any transmissions on a channel after a radar signal was detected on that channel by either the Channel Availability Check or the In-Service Monitoring.

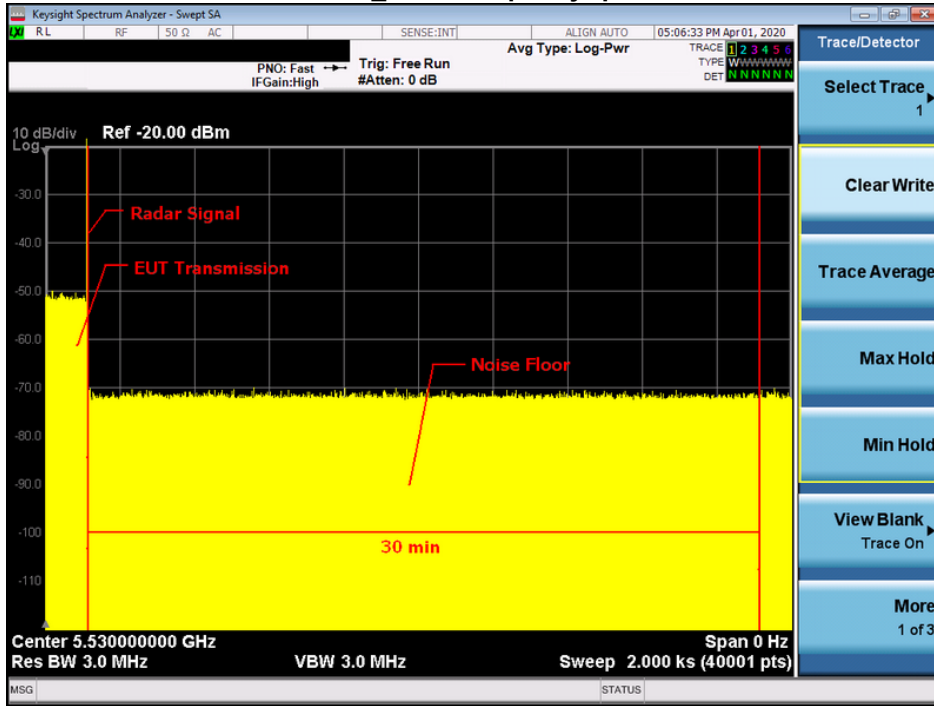
**TX (IEEE 802.11a Mode)
5540MHz_Non-Occupancy perrod**



**TX (IEEE 802.11n (HT40) Mode)
5550MHz_Non-Occupancy perrod**



TX (IEEE 802.11ac (VHT80) Mode) 5530MHz_Non-Occupancy period

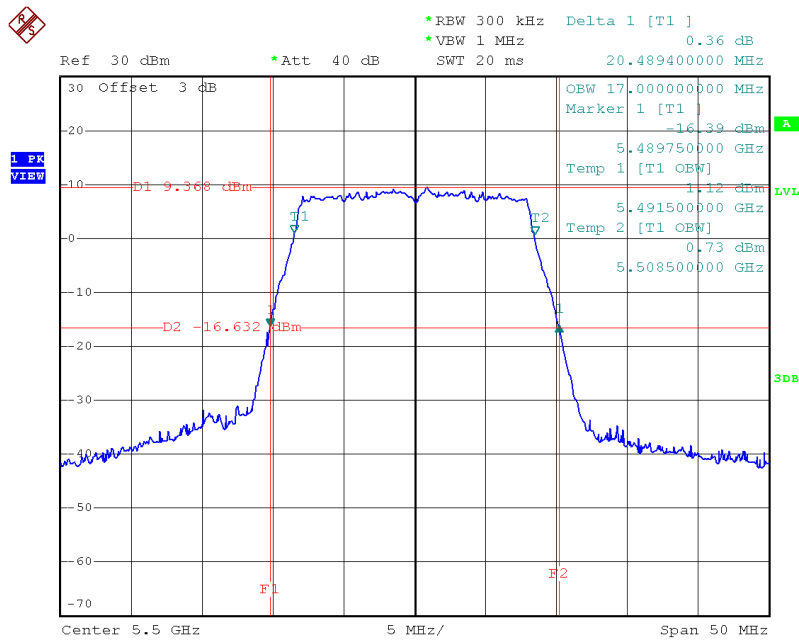


5.7 UNIFORM SPREADING

The intention of the uniform spreading is to provide, on aggregate, a uniform loading of the spectrum. The UUT using the bands 5250 to 5350MHz and 5470 to 5600 MHz channels so that the probability of selecting a given channel shall be the same for channels. The UUT will select channel by random mode and remember this channel when detect radar signal, so that will select unused channel by random mode.

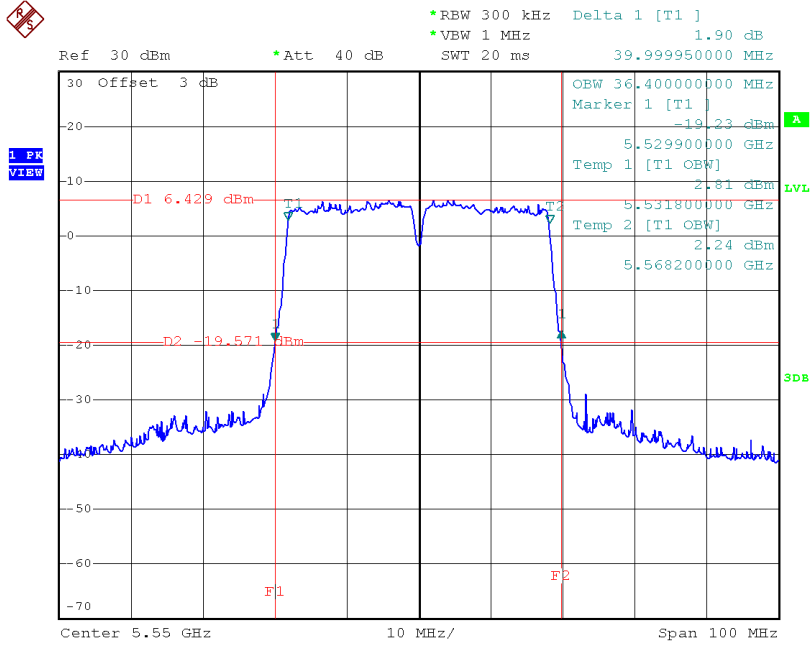
5.8 U-NII DETECTION BANDWIDTH

TX (IEEE 802.11a Mode) U-NII 99% Channel bandwidth



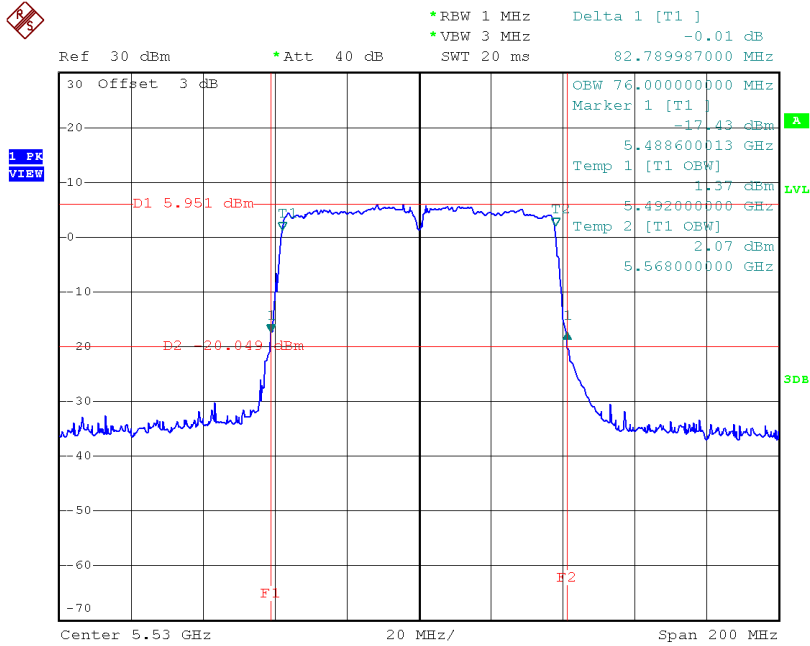
Date: 8.APR.2020 14:22:45

TX (IEEE 802.11n (HT40) Mode) U-NII 99% Channel bandwidth



Date: 8.APR.2020 16:50:05

TX (IEEE 802.11ac (VHT80) Mode) U-NII 99% Channel bandwidth



Date: 8.APR.2020 17:04:22

IEEE 802.11a Mode

| Detection Bandwith test transmission 20M | | | | | | | | | | | |
|--|---|---|---|---|---|---|---|---|---|----|--------------------|
| EUT FREQUENCY | 5500M | | | | | | | | | | |
| EUT power bandwidth | 17MHz | | | | | | | | | | |
| Detection Bandwith limit(100%of EUT 99% Power ba | 18 | | | | | | | | | | |
| Detection Bandwith(5509(FH)-5491(FL)) | 18 | | | | | | | | | | |
| Test Result | PASS | | | | | | | | | | |
| Radar Freq (MHz) | DFS Detection Trials (1=Detection, 0= No Detection) | | | | | | | | | | Detection Rate (%) |
| | 1 | 2 | 3 | 4 | 5 | 6 | 7 | 8 | 9 | 10 | |
| 5489 | 0 | 0 | 0 | 0 | 0 | 0 | 0 | 0 | 0 | 0 | 0 |
| 5490 | 0 | 0 | 0 | 0 | 0 | 0 | 0 | 0 | 0 | 0 | 0 |
| 5491(FL) | 1 | 1 | 1 | 1 | 1 | 1 | 1 | 1 | 1 | 1 | 100 |
| 5492 | 1 | 1 | 1 | 1 | 1 | 1 | 1 | 1 | 1 | 1 | 100 |
| 5493 | 1 | 1 | 1 | 1 | 1 | 1 | 1 | 1 | 1 | 1 | 100 |
| 5494 | 1 | 1 | 1 | 1 | 1 | 1 | 1 | 1 | 1 | 1 | 100 |
| 5495 | 1 | 1 | 1 | 1 | 1 | 1 | 1 | 1 | 1 | 1 | 100 |
| 5496 | 1 | 1 | 1 | 1 | 1 | 1 | 1 | 1 | 1 | 1 | 100 |
| 5497 | 1 | 1 | 1 | 1 | 1 | 1 | 1 | 1 | 1 | 1 | 100 |
| 5498 | 1 | 1 | 1 | 1 | 1 | 1 | 1 | 1 | 1 | 1 | 100 |
| 5499 | 1 | 1 | 1 | 1 | 1 | 1 | 1 | 1 | 1 | 1 | 100 |
| 5500 | 1 | 1 | 1 | 1 | 1 | 1 | 1 | 1 | 1 | 1 | 100 |
| 5501 | 1 | 1 | 1 | 1 | 1 | 1 | 1 | 1 | 1 | 1 | 100 |
| 5502 | 1 | 1 | 1 | 1 | 1 | 1 | 1 | 1 | 1 | 1 | 100 |
| 5503 | 1 | 1 | 1 | 1 | 1 | 1 | 1 | 1 | 1 | 1 | 100 |
| 5504 | 1 | 1 | 1 | 1 | 1 | 1 | 1 | 1 | 1 | 1 | 100 |
| 5505 | 1 | 1 | 1 | 1 | 1 | 1 | 1 | 1 | 1 | 1 | 100 |
| 5506 | 1 | 1 | 1 | 1 | 1 | 1 | 1 | 1 | 1 | 1 | 100 |
| 5507 | 1 | 1 | 1 | 1 | 1 | 1 | 1 | 1 | 1 | 1 | 100 |
| 5508 | 1 | 1 | 1 | 1 | 1 | 1 | 1 | 1 | 1 | 1 | 100 |
| 5509(FH) | 1 | 1 | 1 | 1 | 1 | 1 | 1 | 1 | 1 | 1 | 100 |
| 5510 | 0 | 0 | 0 | 0 | 0 | 0 | 0 | 0 | 0 | 0 | 0 |
| 5511 | 0 | 0 | 0 | 0 | 0 | 0 | 0 | 0 | 0 | 0 | 0 |

IEEE 802.11n (HT40) Mode



| Detection Bandwith test tranmission 40M | | | | | | | | | | | |
|---|---|---|---|---|---|---|---|---|---|----|--------------------|
| EUT FREQUENCY | 5550M | | | | | | | | | | |
| EUT power bandwith | 36.4MHz | | | | | | | | | | |
| Detection Bandwith limit(100%of EUT 99% Power bandwith) | 38 | | | | | | | | | | |
| Detection Bandwith(5569(FH)-5531(FL)) | 38 | | | | | | | | | | |
| Test Resu | PASS | | | | | | | | | | |
| Radar Freq (MHz) | DFS Detection Trials (1=Detection, 0= No Detection) | | | | | | | | | | Detection Rate (%) |
| | 1 | 2 | 3 | 4 | 5 | 6 | 7 | 8 | 9 | 10 | |
| 5529 | 0 | 0 | 0 | 0 | 0 | 0 | 0 | 0 | 0 | 0 | 0 |
| 5530 | 0 | 0 | 0 | 0 | 0 | 0 | 0 | 0 | 0 | 0 | 0 |
| 5531(FL) | 1 | 1 | 1 | 1 | 1 | 1 | 1 | 1 | 1 | 1 | 1 |
| 5532 | 1 | 1 | 1 | 1 | 1 | 1 | 1 | 1 | 1 | 1 | 1 |
| 5533 | 1 | 1 | 1 | 1 | 1 | 1 | 1 | 1 | 1 | 1 | 1 |
| 5534 | 1 | 1 | 1 | 1 | 1 | 1 | 1 | 1 | 1 | 1 | 1 |
| 5535 | 1 | 1 | 1 | 1 | 1 | 1 | 1 | 1 | 1 | 1 | 1 |
| 5536 | 1 | 1 | 1 | 1 | 1 | 1 | 1 | 1 | 1 | 1 | 1 |
| 5537 | 1 | 1 | 1 | 1 | 1 | 1 | 1 | 1 | 1 | 1 | 1 |
| 5538 | 1 | 1 | 1 | 1 | 1 | 1 | 1 | 1 | 1 | 1 | 1 |
| 5539 | 1 | 1 | 1 | 1 | 1 | 1 | 1 | 1 | 1 | 1 | 1 |
| 5540 | 1 | 1 | 1 | 1 | 1 | 1 | 1 | 1 | 1 | 1 | 1 |
| 5541 | 1 | 1 | 1 | 1 | 1 | 1 | 1 | 1 | 1 | 1 | 1 |
| 5542 | 1 | 1 | 1 | 1 | 1 | 1 | 1 | 1 | 1 | 1 | 1 |
| 5543 | 1 | 1 | 1 | 1 | 1 | 1 | 1 | 1 | 1 | 1 | 1 |
| 5544 | 1 | 1 | 1 | 1 | 1 | 1 | 1 | 1 | 1 | 1 | 1 |
| 5545 | 1 | 1 | 1 | 1 | 1 | 1 | 1 | 1 | 1 | 1 | 1 |
| 5546 | 1 | 1 | 1 | 1 | 1 | 1 | 1 | 1 | 1 | 1 | 1 |
| 5547 | 1 | 1 | 1 | 1 | 1 | 1 | 1 | 1 | 1 | 1 | 1 |
| 5548 | 1 | 1 | 1 | 1 | 1 | 1 | 1 | 1 | 1 | 1 | 1 |
| 5549 | 1 | 1 | 1 | 1 | 1 | 1 | 1 | 1 | 1 | 1 | 1 |
| 5550 | 1 | 1 | 1 | 1 | 1 | 1 | 1 | 1 | 1 | 1 | 1 |
| 5551 | 1 | 1 | 1 | 1 | 1 | 1 | 1 | 1 | 1 | 1 | 1 |
| 5552 | 1 | 1 | 1 | 1 | 1 | 1 | 1 | 1 | 1 | 1 | 1 |
| 5553 | 1 | 1 | 1 | 1 | 1 | 1 | 1 | 1 | 1 | 1 | 1 |
| 5554 | 1 | 1 | 1 | 1 | 1 | 1 | 1 | 1 | 1 | 1 | 1 |
| 5555 | 1 | 1 | 1 | 1 | 1 | 1 | 1 | 1 | 1 | 1 | 1 |
| 5556 | 1 | 1 | 1 | 1 | 1 | 1 | 1 | 1 | 1 | 1 | 1 |
| 5557 | 1 | 1 | 1 | 1 | 1 | 1 | 1 | 1 | 1 | 1 | 1 |
| 5558 | 1 | 1 | 1 | 1 | 1 | 1 | 1 | 1 | 1 | 1 | 1 |
| 5559 | 1 | 1 | 1 | 1 | 1 | 1 | 1 | 1 | 1 | 1 | 1 |
| 5560 | 1 | 1 | 1 | 1 | 1 | 1 | 1 | 1 | 1 | 1 | 1 |
| 5561 | 1 | 1 | 1 | 1 | 1 | 1 | 1 | 1 | 1 | 1 | 1 |
| 5562 | 1 | 1 | 1 | 1 | 1 | 1 | 1 | 1 | 1 | 1 | 1 |
| 5563 | 1 | 1 | 1 | 1 | 1 | 1 | 1 | 1 | 1 | 1 | 1 |
| 5564 | 1 | 1 | 1 | 1 | 1 | 1 | 1 | 1 | 1 | 1 | 1 |
| 5565 | 1 | 1 | 1 | 1 | 1 | 1 | 1 | 1 | 1 | 1 | 1 |
| 5566 | 1 | 1 | 1 | 1 | 1 | 1 | 1 | 1 | 1 | 1 | 1 |
| 5567 | 1 | 1 | 1 | 1 | 1 | 1 | 1 | 1 | 1 | 1 | 1 |
| 5568 | 1 | 1 | 1 | 1 | 1 | 1 | 1 | 1 | 1 | 1 | 1 |
| 5569(FL) | 1 | 1 | 1 | 1 | 1 | 1 | 1 | 1 | 1 | 1 | 1 |
| 5570 | 0 | 0 | 0 | 0 | 0 | 0 | 0 | 0 | 0 | 0 | 0 |
| 5571 | 0 | 0 | 0 | 0 | 0 | 0 | 0 | 0 | 0 | 0 | 0 |

IEEE 802.11ac (VHT80) Mode

| Detection Bandwidth test transmission 80M | | | | | | | | | | | |
|---|---|---|---|---|---|---|---|---|---|----|--------------------|
| EUT FREQUENCY | 5530M | | | | | | | | | | |
| EUT power bandwidth | 76 | | | | | | | | | | |
| Detection Bandwidth limit(100%of EUT 99% Power bandwidth) | 76 | | | | | | | | | | |
| Detection Bandwidth(5568(FH)-5492(FL)) | 76 | | | | | | | | | | |
| Test Res | PASS | | | | | | | | | | |
| Radar Freq (MHz) | DFS Detection Trials (1=Detection, 0= No Detection) | | | | | | | | | | Detection Rate (%) |
| | 1 | 2 | 3 | 4 | 5 | 6 | 7 | 8 | 9 | 10 | |
| 5489 | 0 | 0 | 0 | 0 | 0 | 0 | 0 | 0 | 0 | 0 | 0 |
| 5490 | 0 | 0 | 0 | 0 | 0 | 0 | 0 | 0 | 0 | 0 | 0 |
| 5491 | 0 | 0 | 0 | 0 | 0 | 0 | 0 | 0 | 0 | 0 | 0 |
| 5492(FL) | 1 | 1 | 1 | 1 | 1 | 1 | 1 | 1 | 1 | 1 | 1 |
| 5493 | 1 | 1 | 1 | 1 | 1 | 1 | 1 | 1 | 1 | 1 | 1 |
| 5494 | 1 | 1 | 1 | 1 | 1 | 1 | 1 | 1 | 1 | 1 | 1 |
| 5495 | 1 | 1 | 1 | 1 | 1 | 1 | 1 | 1 | 1 | 1 | 1 |
| 5496 | 1 | 1 | 1 | 1 | 1 | 1 | 1 | 1 | 1 | 1 | 1 |
| 5497 | 1 | 1 | 1 | 1 | 1 | 1 | 1 | 1 | 1 | 1 | 1 |
| 5498 | 1 | 1 | 1 | 1 | 1 | 1 | 1 | 1 | 1 | 1 | 1 |
| 5499 | 1 | 1 | 1 | 1 | 1 | 1 | 1 | 1 | 1 | 1 | 1 |
| 5500 | 1 | 1 | 1 | 1 | 1 | 1 | 1 | 1 | 1 | 1 | 1 |
| 5501 | 1 | 1 | 1 | 1 | 1 | 1 | 1 | 1 | 1 | 1 | 1 |
| 5502 | 1 | 1 | 1 | 1 | 1 | 1 | 1 | 1 | 1 | 1 | 1 |
| 5503 | 1 | 1 | 1 | 1 | 1 | 1 | 1 | 1 | 1 | 1 | 1 |
| 5504 | 1 | 1 | 1 | 1 | 1 | 1 | 1 | 1 | 1 | 1 | 1 |
| 5505 | 1 | 1 | 1 | 1 | 1 | 1 | 1 | 1 | 1 | 1 | 1 |
| 5506 | 1 | 1 | 1 | 1 | 1 | 1 | 1 | 1 | 1 | 1 | 1 |
| 5507 | 1 | 1 | 1 | 1 | 1 | 1 | 1 | 1 | 1 | 1 | 1 |
| 5508 | 1 | 1 | 1 | 1 | 1 | 1 | 1 | 1 | 1 | 1 | 1 |
| 5509 | 1 | 1 | 1 | 1 | 1 | 1 | 1 | 1 | 1 | 1 | 1 |
| 5510 | 1 | 1 | 1 | 1 | 1 | 1 | 1 | 1 | 1 | 1 | 1 |
| 5511 | 1 | 1 | 1 | 1 | 1 | 1 | 1 | 1 | 1 | 1 | 1 |
| 5512 | 1 | 1 | 1 | 1 | 1 | 1 | 1 | 1 | 1 | 1 | 1 |
| 5513 | 1 | 1 | 1 | 1 | 1 | 1 | 1 | 1 | 1 | 1 | 1 |
| 5514 | 1 | 1 | 1 | 1 | 1 | 1 | 1 | 1 | 1 | 1 | 1 |
| 5515 | 1 | 1 | 1 | 1 | 1 | 1 | 1 | 1 | 1 | 1 | 1 |
| 5516 | 1 | 1 | 1 | 1 | 1 | 1 | 1 | 1 | 1 | 1 | 1 |
| 5517 | 1 | 1 | 1 | 1 | 1 | 1 | 1 | 1 | 1 | 1 | 1 |
| 5518 | 1 | 1 | 1 | 1 | 1 | 1 | 1 | 1 | 1 | 1 | 1 |
| 5519 | 1 | 1 | 1 | 1 | 1 | 1 | 1 | 1 | 1 | 1 | 1 |
| 5520 | 1 | 1 | 1 | 1 | 1 | 1 | 1 | 1 | 1 | 1 | 1 |
| 5521 | 1 | 1 | 1 | 1 | 1 | 1 | 1 | 1 | 1 | 1 | 1 |
| 5522 | 1 | 1 | 1 | 1 | 1 | 1 | 1 | 1 | 1 | 1 | 1 |
| 5523 | 1 | 1 | 1 | 1 | 1 | 1 | 1 | 1 | 1 | 1 | 1 |
| 5524 | 1 | 1 | 1 | 1 | 1 | 1 | 1 | 1 | 1 | 1 | 1 |
| 5525 | 1 | 1 | 1 | 1 | 1 | 1 | 1 | 1 | 1 | 1 | 1 |
| 5526 | 1 | 1 | 1 | 1 | 1 | 1 | 1 | 1 | 1 | 1 | 1 |
| 5527 | 1 | 1 | 1 | 1 | 1 | 1 | 1 | 1 | 1 | 1 | 1 |
| 5528 | 1 | 1 | 1 | 1 | 1 | 1 | 1 | 1 | 1 | 1 | 1 |
| 5529 | 1 | 1 | 1 | 1 | 1 | 1 | 1 | 1 | 1 | 1 | 1 |
| 5530 | 1 | 1 | 1 | 1 | 1 | 1 | 1 | 1 | 1 | 1 | 1 |
| 5531 | 1 | 1 | 1 | 1 | 1 | 1 | 1 | 1 | 1 | 1 | 1 |
| 5532 | 1 | 1 | 1 | 1 | 1 | 1 | 1 | 1 | 1 | 1 | 1 |
| 5533 | 1 | 1 | 1 | 1 | 1 | 1 | 1 | 1 | 1 | 1 | 1 |
| 5534 | 1 | 1 | 1 | 1 | 1 | 1 | 1 | 1 | 1 | 1 | 1 |
| 5535 | 1 | 1 | 1 | 1 | 1 | 1 | 1 | 1 | 1 | 1 | 1 |
| 5536 | 1 | 1 | 1 | 1 | 1 | 1 | 1 | 1 | 1 | 1 | 1 |
| 5537 | 1 | 1 | 1 | 1 | 1 | 1 | 1 | 1 | 1 | 1 | 1 |
| 5538 | 1 | 1 | 1 | 1 | 1 | 1 | 1 | 1 | 1 | 1 | 1 |
| 5539 | 1 | 1 | 1 | 1 | 1 | 1 | 1 | 1 | 1 | 1 | 1 |
| 5540 | 1 | 1 | 1 | 1 | 1 | 1 | 1 | 1 | 1 | 1 | 1 |

| Detection Bandwith test transmission 80M | | | | | | | | | | | |
|--|---|---|---|---|---|---|---|---|---|----|--------------------|
| EUT FREQUENCY | 5530M | | | | | | | | | | |
| EUT power bandwidth | 76 | | | | | | | | | | |
| Detection Bandwith limit(100%of EUT 99% Power bandwidth) | 76 | | | | | | | | | | |
| Detection Bandwith(5568(FH)-5492(FL)) | 76 | | | | | | | | | | |
| Test Resu | PASS | | | | | | | | | | |
| Radar Freq (MHz) | DFS Detection Trials (1=Detection, 0= No Detection) | | | | | | | | | | Detection Rate (%) |
| | 1 | 2 | 3 | 4 | 5 | 6 | 7 | 8 | 9 | 10 | |
| 5541 | 1 | 1 | 1 | 1 | 1 | 1 | 1 | 1 | 1 | 1 | 100 |
| 5542 | 1 | 1 | 1 | 1 | 1 | 1 | 1 | 1 | 1 | 1 | 100 |
| 5543 | 1 | 1 | 1 | 1 | 1 | 1 | 1 | 1 | 1 | 1 | 100 |
| 5544 | 1 | 1 | 1 | 1 | 1 | 1 | 1 | 1 | 1 | 1 | 100 |
| 5545 | 1 | 1 | 1 | 1 | 1 | 1 | 1 | 1 | 1 | 1 | 100 |
| 5546 | 1 | 1 | 1 | 1 | 1 | 1 | 1 | 1 | 1 | 1 | 100 |
| 5547 | 1 | 1 | 1 | 1 | 1 | 1 | 1 | 1 | 1 | 1 | 100 |
| 5548 | 1 | 1 | 1 | 1 | 1 | 1 | 1 | 1 | 1 | 1 | 100 |
| 5549 | 1 | 1 | 1 | 1 | 1 | 1 | 1 | 1 | 1 | 1 | 100 |
| 5550 | 1 | 1 | 1 | 1 | 1 | 1 | 1 | 1 | 1 | 1 | 100 |
| 5551 | 1 | 1 | 1 | 1 | 1 | 1 | 1 | 1 | 1 | 1 | 100 |
| 5552 | 1 | 1 | 1 | 1 | 1 | 1 | 1 | 1 | 1 | 1 | 100 |
| 5553 | 1 | 1 | 1 | 1 | 1 | 1 | 1 | 1 | 1 | 1 | 100 |
| 5554 | 1 | 1 | 1 | 1 | 1 | 1 | 1 | 1 | 1 | 1 | 100 |
| 5555 | 1 | 1 | 1 | 1 | 1 | 1 | 1 | 1 | 1 | 1 | 100 |
| 5556 | 1 | 1 | 1 | 1 | 1 | 1 | 1 | 1 | 1 | 1 | 100 |
| 5557 | 1 | 1 | 1 | 1 | 1 | 1 | 1 | 1 | 1 | 1 | 100 |
| 5558 | 1 | 1 | 1 | 1 | 1 | 1 | 1 | 1 | 1 | 1 | 100 |
| 5559 | 1 | 1 | 1 | 1 | 1 | 1 | 1 | 1 | 1 | 1 | 100 |
| 5560 | 1 | 1 | 1 | 1 | 1 | 1 | 1 | 1 | 1 | 1 | 100 |
| 5561 | 1 | 1 | 1 | 1 | 1 | 1 | 1 | 1 | 1 | 1 | 100 |
| 5562 | 1 | 1 | 1 | 1 | 1 | 1 | 1 | 1 | 1 | 1 | 100 |
| 5563 | 1 | 1 | 1 | 1 | 1 | 1 | 1 | 1 | 1 | 1 | 100 |
| 5564 | 1 | 1 | 1 | 1 | 1 | 1 | 1 | 1 | 1 | 1 | 100 |
| 5565 | 1 | 1 | 1 | 1 | 1 | 1 | 1 | 1 | 1 | 1 | 100 |
| 5566 | 1 | 1 | 1 | 1 | 1 | 1 | 1 | 1 | 1 | 1 | 100 |
| 5567 | 1 | 1 | 1 | 1 | 1 | 1 | 1 | 1 | 1 | 1 | 100 |
| 5568(FH) | 1 | 1 | 1 | 1 | 1 | 1 | 1 | 1 | 1 | 1 | 100 |
| 5569 | 0 | 0 | 0 | 0 | 0 | 0 | 0 | 0 | 0 | 0 | 0 |
| 5570 | 0 | 0 | 0 | 0 | 0 | 0 | 0 | 0 | 0 | 0 | 0 |
| 5571 | 0 | 0 | 0 | 0 | 0 | 0 | 0 | 0 | 0 | 0 | 0 |

6. EUT TEST PHOTO



End of Test Report