

APPENDIX 3: Photographs of Test Setup

Conducted Emission



Photo 1




Photo 2

Radiated Spurious Emission


Front



Rear (Below 1GHz)



Rear (Above 1 GHz)




Pre-check of Worst Case Position

X-axis




With Tag



Y-axis



Without Tag



Z-axis



End of Report