

product

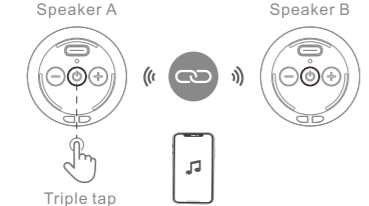


Important Prompt

The product can be charged by 5V Chargers/USB ports only. Adapters over 5V such as quick chargers are not allowed, which may cause fire or explosion.

True wireless stereo pairing

1. Turn on two "INSMY-C17PRO" speakers separately, do not pair with your phone first.
2. Triple tap "Ⓜ" button on one of the speakers, the True wireless stereo interconnection will start when the prompt sound is emitted;
3. Turn on the phone's Bluetooth and search for "INSMY-C17PRO" to pair.



Speaker A Speaker B

Triple tap

4. If there is no prompt sound that means True wireless stereo pairing is failed. Please restart the speakers and then perform True wireless stereo connection operations again. (Note: When the speaker is in True wireless stereo pairing mode, all control functions are synchronized, please operate one of them is fine.
5. Please kindly note that the True wireless stereo mode cannot be paired when the speaker is working. Please stop playing music to process pairing.

Troubleshooting

Q1: The speaker cannot be reconnected to the phone automatically when it is turned on.
A: Please delete the paired connection record INSMY-C17PRO on your device, then search INSMY-C17PRO to connect again.

Q2: The phone cannot search out the Bluetooth name INSMY-C17PRO.
A: Please keep the phone and speaker in the Bluetooth range of 10 meters.

Q3: The phone cannot connect to the speaker.
A: If the blue indicator light does not flash after the speaker is turned on, that means the speaker has been connected by the other device. You need to double-click the power button to disconnect the Bluetooth. Then your phone can search for "INSMY-C17PRO" to connect.

Q4: The speaker cannot make voice calls
A: Please select speaker as sound output way on the call interface.

Q5: TWS function cannot be connected
A: The effective range of TWS interconnection is about 7-10 meters. Keep the device within this range and try again. (Please follow the wireless stereo pairing instruction)

Q6: The speaker cannot be turned on.
A: If the speaker is not used for a long time, the battery will be consumed naturally, please give it a charge.

Warranty service

We provide following warranty services:
1. 12-month warranty for quality-related issues: Within 12 months after the date of purchase, we take care of all quality-related issues with a replacement or full refund.

2. Within the warranty validity, we provide free after sale service, except for following cases:
A. No original warranty card or valid invoice.
B. The speaker's malfunction or damage is caused by force majeure, incorrect operation (not as this instruction manual directed) or any man-made factors.
C. The speaker is not purchased from authorized dealer and no authorized dealer's stamp on the warranty card.
D. The date of purchase on the warranty card has been changed.
E. The speaker's malfunction or damage appears during shipment.

F. The speaker's malfunction or damage is caused by disassembly or repairing without authorization.

Customer support

To our valued customers,

We want you to be completely satisfied with your purchase. If you have any questions about this product, please email us via insmy@insmy.com.cn. Our customer support team will handle it for you within 24hours.

Sincerely,
INSMY

Warranty card

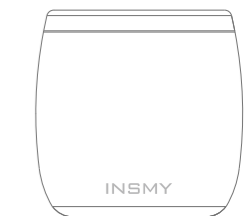
Name	Age
Tel Num.	Postcode
Gender	Product
Date of Purchase	Product Code
Part Num.	Sale Num.
Postal Address	

Dealer Stamp: _____

User Signature: _____

Wireless Bluetooth Speaker

INSMY-C17PRO



INSMY

Operation and Service Manual

Specification

- Bluetooth Version:JL5.0
- Voltage input:DC5V/1A
- Output Power:5W*1
- Battery:3.7V/800mAh
- Product Dimensions:Φ50*H51mm
- Product Weight:111g
- Operating Environmental temperature:45°C

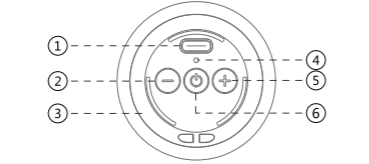
Cautions

1. There is slight heating during charging and normal operation of the speaker, it is a normal phenomenon;
2. Please turn off the power supply when you need to clean the speaker, Please keep the machine in a dry environment;
3. Please do not use alcohol, benzene, and other chemicals to clean the speaker;
4. Please don't let this speaker approach supercooled or overheated objects;
5. Please use the accessories provided by our company;
6. Please don't disassemble the speaker without authorization;

Package contains


- 1 INSMY-C17PRO Wireless Speaker x1
- 2 Carrying Lanyard x1
- 3 Type C Charging Cable x1
- 4 Instruction x1

Controls



- 1 USB Charging Port
- 2 Volume Down/ Previous Song
- 3 LED Indicator Light
- 4 Microphone
- 5 Volume Up/ Next Song
- 6 ON/OFF/Bluetooth/ TWS/Play/Pause

Turn on/off



LED

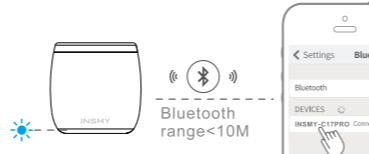
Turn on

Turn off

Press for 2s

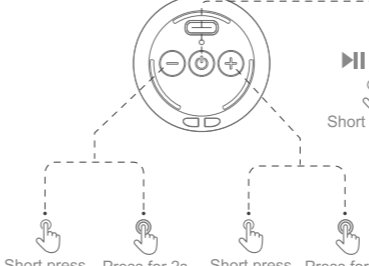
Bluetooth connection

1. Turn on this speaker, search Bluetooth device name "INSMY-C17PRO" on your phone/pc/tablet to pair. This speaker will be paired back with your device within 10 seconds automatically, if there was connected successfully before.
2. The speaker will be shut down after 10 minutes without Bluetooth connection.



Bluetooth range<10M

Play



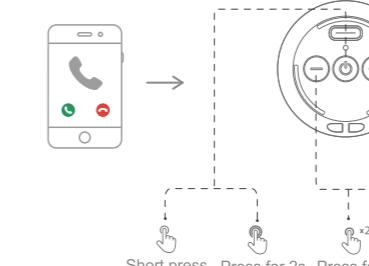
Short press

Press for 2s

Short press

Press for 2s

Answer a call



Short press

Press for 2s

Press for 2s

Charing

Please fully charge the speaker for the first time use, the full charging time is about 2 hours. When charging, the indicator is keeping red, the red light goes out after charging finished. (Note: If the product is not used for a long time, please fully charge the product at least once a month to avoid excessive discharge, which will affect the service life of the battery)

Low power warning

When the power of the speaker is lower than 20%, you will hear the prompt sound of low power. please charge the speaker with the included type c charging cable DC5V/1A in time. When the power of the speaker is lower than 5%, the speaker will be shut down automatically.

This device complies with part 15 of the FCC Rules. Operation is subject to the following two conditions:
(1) This device may not cause harmful interference, and
(2) this device must accept any interference received, including interference that may cause undesired operation.

This equipment has been tested and found to comply with the limits for a Class B digital device, pursuant to Part 15 of the FCC Rules. These limits are designed to provide reasonable protection against harmful interference in a residential installation. This equipment generates uses and can radiate radio frequency energy and, if not installed and used in accordance with the instructions, may cause harmful interference to radio communications. However, there is no guarantee that interference will not occur in a particular installation. If this equipment does cause harmful interference to radio or television reception, which can be determined by turning the equipment off and on, the user is encouraged to try to correct the interference by one or more of the following measures:-- Reorient or relocate the receiving antenna.-- Increase the separation between the equipment and receiver.-- Connect the equipment into an outlet on a circuit different from that to which the receiver is connected.-- Consult the dealer or an experienced radio/TV technician for help. Changes or modifications not expressly approved by the party responsible for compliance could void the user's authority to operate the equipment.

FLIP OVER →