

9. TEST SETUP PHOTOGRAPHS

1.1. Photo of Radiated Emissions Measurement




Fig. 1




Fig. 2

1.1. Photo of Conducted Emissions Measurement




Fig. 1