

乔威 WXC07 无线充 说明书

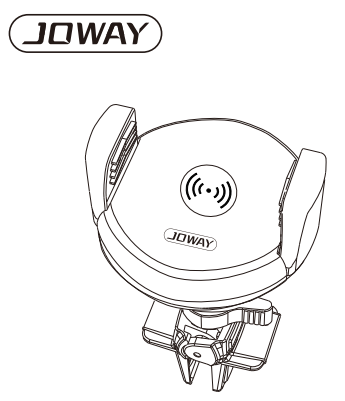
材质：105克双铜纸 双面印刷 折页

尺寸：70x60mm

60.00 mm

70.00 mm

正面

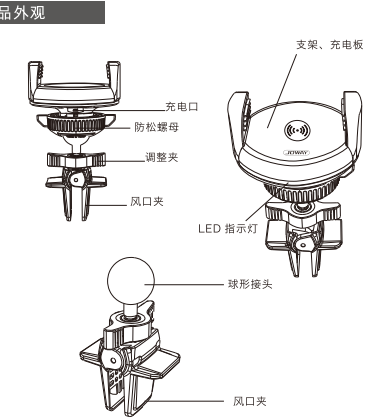


JOWAY

无线车充座
Wireless car charger mount
WXC07

第一次使用前，请仔细阅读这份指南

产品外观



充电口
防松螺母
调整夹
风口夹
球形接头
风口夹
支架、充电板
LED 指示灯

操作说明

将防松螺母安装在球关节上，并将球关节推到支架的背面，然后把防松螺母锁紧，把风口夹固定在汽车风口出并调整风口夹以确保支架被牢牢地固定。不要过度收紧以免损坏您的汽车风口。

- 这款车载出风口支架无线兼容Qi 无线充电手机，在作为支架使用的同时还可以为您的无线手机充电。
- 如果您的无线手机套着保护壳，您无需拆卸也可继续放心充电，但要确保您的保护壳不带金属扣或者其他磁性的锁扣。确保充电板和手机背部的距离不要大于4毫米，否则会影响充电效果。
- 请将你的手机放置在充电板的正中间以便达到最佳的充电效果。
- 您可以根据充电器的LED灯观察到手机的充电状态。

参数说明

名称：无线车充座
型号：WXC07
材质：硅胶+塑胶
适用机型：3.5寸-6.5寸手机

安装方式：卡扣式
输入：5V/2A, 9V/1.67A(QC)
输出：5W,7.5W,10W(max)

保护

过电压保护
过流保护
高温保护

如果您将来需要处理这款产品，请注意电子产品不能像普通的家庭垃圾一样处理。请把您放置在离您最近的回收处，请咨询当地相关部门或零售商的关于资源回收的方式。
(报废电子或电子设备的回收)

保修期限与条款

本产品只针对中国大陆地区合法销售和使用的产品进行保修。自产品售出之日起 7 日内，若产品出现性能故障，并且产品本身及外包装保存完好，无划伤等，顾客可以到购买处更换同型号产品。本产品有效保修期限为自售出之日起 1 年，在保修期内可以凭产品出厂条形码到购买点得到维修服务，保修期外的产品凭产品出厂条形码到购买点得到有偿维修服务。

本产品的保修不适用于

- 1、非本公司生产的产品；
- 2、非本公司代理销售的产品；
- 3、因自然灾害等不可抗力（如地震、火灾等）原因造成的产品故障或损坏；
- 4、因人为原因（擅自拆卸、更改任何元件、未按照说明书要求错误安装、保管及使用、输入不合适电压电流等）造成的产品故障或损坏；
- 5、用户自行涂改、撕毁产品条形码；
- 6、设备、部件已经超出保修期。

本保修条款解释权归本公司所有

质量保修卡

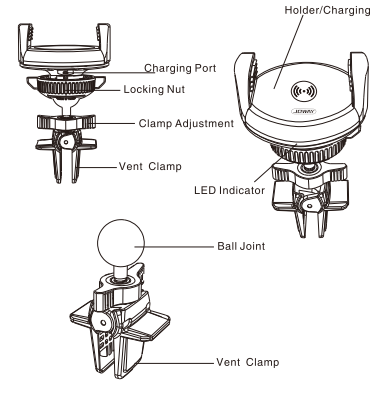
产品型号	产品编码
销售日期	产地 中国
用户名称	联系电话
用户地址	
销售商	电话
销售商地址	
质保单位	电话
质保单位地址	
维修记录	

本条例的最终解释权归本公司所有，并保留不事先通知的情况下对本保修条例进行修改的权力，宾东对任何情况下，对于用户的由产品原因而引起的有形和无形损失及由第三方提出的赔偿要求不负有任何责任。

背面

Before first use, please read this guide carefully.

Product Appearance



Holder/Charging Pad
Charging Port
Locking Nut
Clamp Adjustment
Vent Clamp
LED Indicator
Ball Joint
Vent Clamp

Operating Instructions

To assemble the holder, put the locking nut over the ball joint and push the ball joint into the back of the holder then tighten the locking nut. Place vent clamp on the fin of the air vent and tighten the clamp adjustment to ensure that the holder is secured firmly. Do not over tighten as you may damage the air vent.

· This car air outlet bracket and wireless charger is compatible with Qi Wireless Mobile phones. Whilst in the holder, your compatible mobile phone will automatically charge.

· If you have a protective case on your Qi Wireless Mobile phones, you can still charge with the case on, provided the case does not have metallic studs, a magnetic clasp and does not create distance between the charging pad and the back of the phone greater than 4mm.

· For optimum charging, place your mobile phone in the center of the charging pad.

· To see your phone's charging status, check the LED on the charger.

Specification

Name: Wireless car charger mount
Model: WXC07
Material: Silicone+Plastic
Available: 3.5-6.5 inch screen cellphones
Installation: Snap joint
Input: 5V/2A, 9V/1.67A(QC)
Output: 5W,7.5W,10W(max)

Protection

Over voltage protection
Over current protection
Over temperature protection

If at any time in the future you should need to dispose of this product, please note that electrical goods should not be disposed of with household waste. Please take it to your nearest recycling centre. Check with your local authority or retailer for recycling advice. (Waste Electrical and Electronic Equipment Directive)

Precautions

1. Medical implants: Please maintain a minimum of 20cm safe distance between the Wireless Charging holder (when powered ON) and any medical implants that can be affected by a magnetic field, such as pacemakers.
2. Do not immerse in liquid.
3. Do not place a magnet or any magnetically sensitive devices such as credit cards on the charging pad.
4. Do not obstruct the drivers view and maintain full control of the vehicle at all times.
5. Please keep away from children, this is not a toy.

PLEASE NOTE: This holder charger does not come with an in-car USB adaptor. Only a charging cable is provided.

Warranty time and terms

This product is only intended for the legitimate sales and use in mainland China. Within 7 days from the date of the product's sale, if the product has a performance failure, and the product itself and the outer packing are in good condition, no scratch and so on, the customer can change the same model product at the purchase place. This product warranty period for effective from the date of sold 1 year. During the warranty period can get warranty service by factory product barcode, while exceeding warranty, can get paid service by factory product barcode.

The warranty of this product is not applicable for

1. Products made by other company.
2. Products are not sold from agents of our company.
3. Damage caused by natural disasters such as earthquake, fire, etc.
4. Damage caused by human reasons (unauthorized dismantlement, alteration of any original, failure to install, storage and use, input unsuitable voltage current, etc.)
5. Users alter and tear up product barcodes.
6. Equipment and parts have exceeded the warranty period.

The right of explanation of this warranty is owned by our company.

Warranty Card

Item	Code
Sale date	Original
User name	TEL
User Add.	
Retailer	TEL
Retailer's Add.	
Quality Assurance Unit	
Add.	
Repair Report	

The final resolution of this regulation owned by the company and leave the right to change this warranty without prior notification. Breevo will not take any responsibility for the tangible and intangible losses for the user which are caused by the products and the compensation which claims by the third party.

FCC Warning

This device complies with part 15 of the FCC Rules. Operation is subject to the following two conditions:

- (1) This device may not cause harmful interference, and
- (2) this device must accept any interference received, including interference that may cause undesired operation.

Any Changes or modifications not expressly approved by the party responsible for compliance could void the user's authority to operate the equipment.

Note: This equipment has been tested and found to comply with the limits for a Class B digital device, pursuant to part 15 of the FCC Rules. These limits are designed to provide reasonable protection against harmful interference in a residential installation. This equipment generates uses and can radiate radio frequency energy and, if not installed and used in accordance with the instructions, may cause harmful interference to radio communications. However, there is no guarantee that interference will not occur in a particular installation. If this equipment does cause harmful interference to radio or television reception, which can be determined by turning the equipment off and on, the user is encouraged to try to correct the interference by one or more of the following measures:

- Reorient or relocate the receiving antenna.
- Increase the separation between the equipment and receiver.
- Connect the equipment into an outlet on a circuit different from that to which the receiver is connected.
- Consult the dealer or an experienced radio/TV technician for help.

This equipment complies with FCC radiation exposure limits set forth for an uncontrolled environment. This equipment should be installed and operated with minimum distance 20cm between the radiator & your body.