

Bluetooth Smart LED Bulb



BL-05

This product has a unique and exclusive two-in-one design - the smart LED bulb with Bluetooth and speaker! The E27/B22 socket enjoys easy installation and good compatibility to all bulbs, can support a wide range of Bluetooth and wireless audio configuration files and be compatible with the devices that have Bluetooth function, including iPhone. What's more, the wireless Bluetooth speaker of LED bulb supports a transmission range up to 10m, Bluetooth 4.0+ EDR (enhanced data rate) and purity and definition of particular voice based on DSP technology. Wish you can have infinite joy from the combination of light and music.

1. BL-05 Product appearance:



2. Installation of APP software:

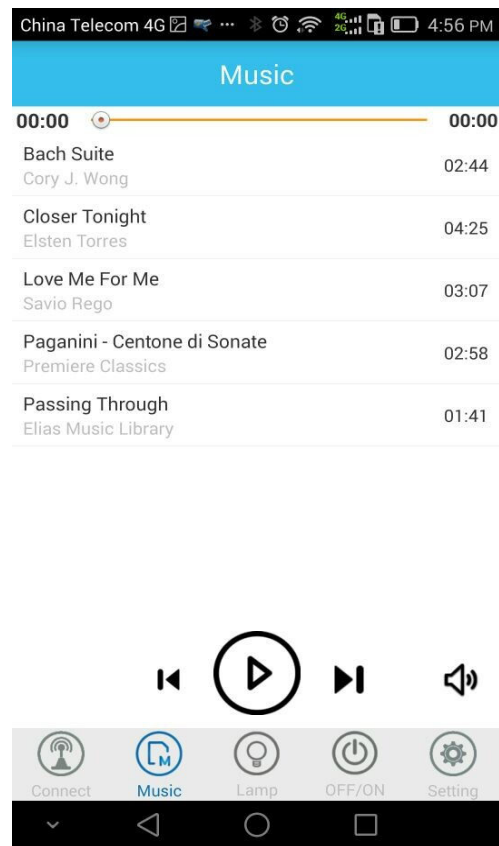

A. Applicable Apple devices: Supports iPhone 4S and later with iOS 7.0 and later versions.

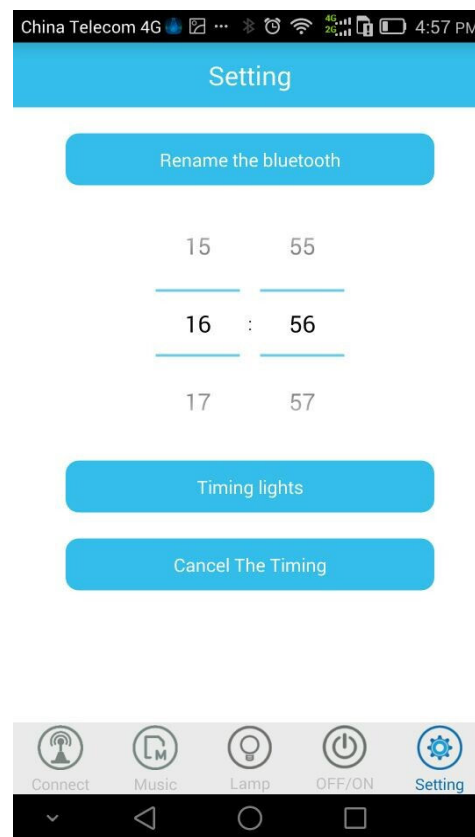

B. Applicable Android devices: Supports Android 2.3.3 and later.

Note: APP software can be downloaded by scanning QR code with mobile phone for installation.

3. Interface after installation

- 1) Bluetooth connection
- 2) Music play
- 3) Colored light control
- 4) LED on/off
- 5) Setting of shutdown timer/Bluetooth device name





4. Installation mode:

1. Please turn off switching power supply before installing BL_05 product in E27/B22.

Note: if you have no E27/B22 bulb, you can purchase a converter that can be converted to E27/B22 socket.

2. As a LED with adjustable brightness, it can be installed on ceiling and wall and be used as night lamp by adjusting the brightness to the minimum when you sleep, and helps the old to find the switch easily when they get up at night by pressing OFF/ON to turn on/off the light.



Living room



Bedroom



Study room



Dinning room

5. Pairing mode:

If using it for the first time or never pair with BL_05 after moving the equipment, please have it paired according to steps below:

Firstly, power on BL_05, click setting icon on the phone, open Bluetooth, search BL-05 for pairing, quit setting after "BL-05" is searched and pairing is done, open APP icon "Smart LED Bulb", open the Bluetooth of mobile device and pair with BL-05 automatically. And then automatically access to music play interface after successful pairing.



Disconnect:

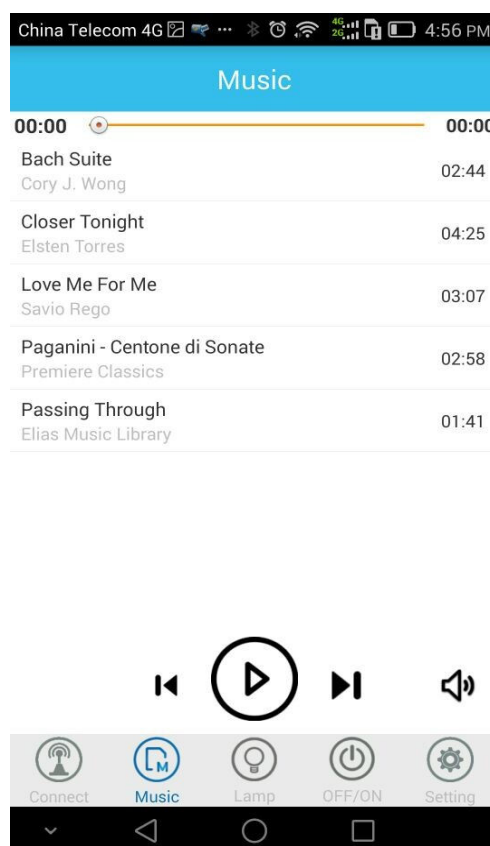
You may deactivate Bluetooth function of mobile device or select “Disconnect” in Bluetooth function interface of mobile device.

Switch:

Switch the mobile device by disconnecting the BL-05 with current mobile device and connect it with another mobile device.

6. Music playing via Bluetooth:

Switch to LED control mode interface from music mode:




1. When speaker is used, connect the product to 220V household power and connect the Bluetooth of your mobile phone to enjoy music freely in the living room, dining room, bathroom or office; it can also be easily adjusted through mobile phone.

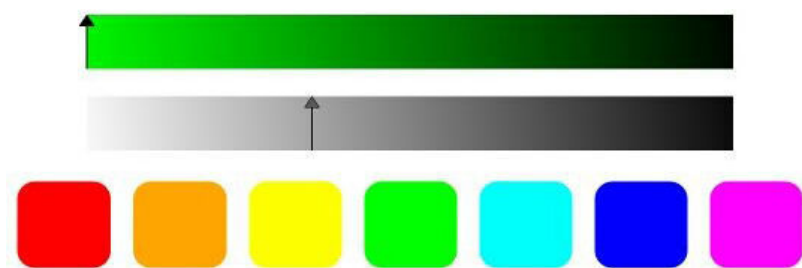
2. Choose your favorite music in above interface, which includes play/pause, previous, next, volume up/down functions.

7. Control of LED colored light:


It is shown in interface below



1) **Manual control:** turn on LED bulb by manually clicking the colors and use circular icon to adjust LED chromaticity (as shown in figure below)



Note: draw upper progress bar to adjust contrast of color selected and lower progress bar to adjust contrast of white light.



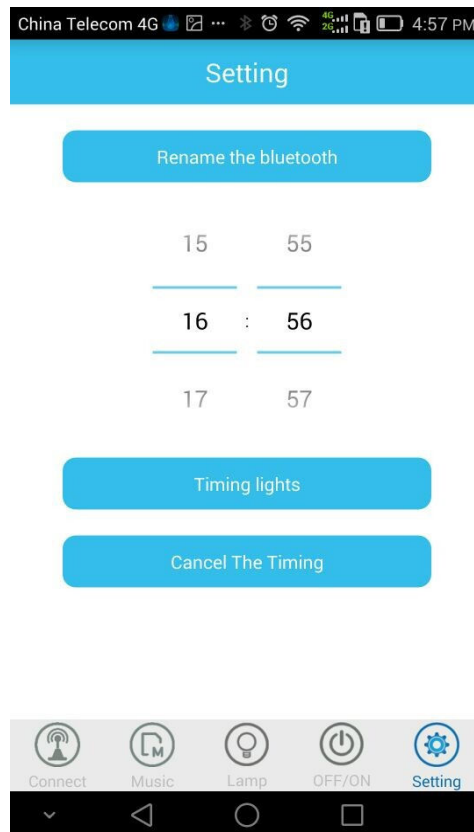
2) Automatic control: Display of music spectrum and seven-color light will change color of the LED bulb as the music size.

8. Colored light on/off:



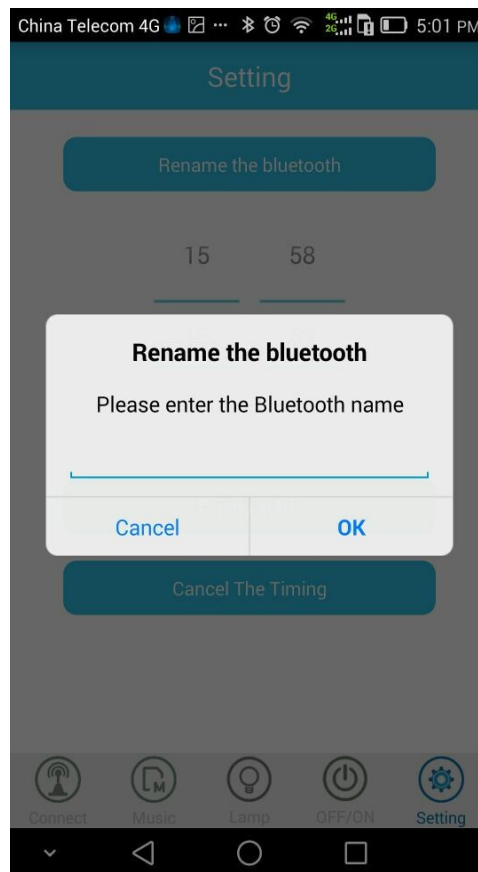
Control bulb by clicking OFF/ON icon above.

9. Timing off:



Set timing off to turn off LED bulb at the set time by pressing setting icon in figure above, setting the off time required and confirming after time is selected; the timing off can also be canceled by setting.

10. Rename Bluetooth:



Since **product** position may be confusing to customer if the pairing names searched by Bluetooth are the same when multiple BL-05 colored lights operated in the same time, this function allows customer to rename product position as you like, such as kitchen, bathroom and living room, thus you can operate **different BL-05** smart LED bulbs in different position.

Note: the renamed BL-05 smart LED bulb won't be effective unless it's restarted after power-off.

11. Specifications of BL-05

Product power: LED 6W, AMP 3W

Working voltage: AC100-240V

Working frequency: 50-60HZ

Viewing angle of LED bulb: 120 degree

Color temperature: TC=6520K

Red ratio: R=13.2%

Color rendering index: Ra=70.9

Light-flux: $\Phi=273.01\text{m}$

Light effect: 59.61 1m/w

Radiation flux: $\Phi_e=836.9\text{mw}$

Base specification: E27/B22

Bluetooth version: Bluetooth 4.0

LED colors: red, orange, yellow, green, light blue, blue and purple

Bluetooth distance: No obstacle 10M

Frequency band: 2.4GHZ

Bluetooth protocol: A2DPV1.2 AVCRPV1.0/DIV1.3

Working temp: -10-50°C

Compatibility: Compatible with smart phone, laptop, IPAD, IPHONE

Application fields: household, shopping mall, hotel, office building

12. Precautions:

1. Do not put BL_05 in closed lampshade
2. Do not install BL_05 on the light with dimmer switch
3. Do not put BL_05 in the place which is humid or has water

4. Keep using it under the power supply of 100V to 240V AC, 50-60HZ
5. BL_05 is not a toy and keep it untouchable to children
6. Do not put BL_05 on high-temperature surface
7. Do not open any sealing device for safety and according to Warranty

Terms

8. Cool the bulb before replacing it to avoid electric shock or burning

FCC WARNING

This device complies with Part 15 of the FCC Rules. Operation is subject to the following two conditions:

- (1) this device may not cause harmful interference, and
- (2) this device must accept any interference received, including interference that may cause undesired operation. changes or modifications not expressly approved by the party responsible for compliance could void the user's authority to operate the equipment.

NOTE: This equipment has been tested and found to comply with the limits for a Class B digital device, pursuant to Part 15 of the FCC Rules. These limits are designed to provide reasonable protection against harmful interference in a residential installation. This equipment generates, uses and can radiate radio frequency energy and, if not installed and used in accordance with the instructions, may cause harmful interference to radio communications. However, there is no guarantee that interference will not occur in a particular installation. If this equipment does cause harmful interference to radio or television reception, which can be determined by turning the equipment off and on, the user is encouraged to try to correct the interference by one or more of the following measures:

- Reorient or relocate the receiving antenna.
- Increase the separation between the equipment and receiver.
- Connect the equipment into an outlet on a circuit different from that to which the receiver is connected.
- Consult the dealer or an experienced radio/TV technician for help.

RF Exposure Statement

To maintain compliance with FCC's RF Exposure guidelines, This equipment should be installed and operated with minimum distance between 20cm the radiator your body: Use only the supplied antenna.