

# FCC SAR Measurement and Test Report

For

**Bak USA Technologies Corp.**

**425 Michigan Avenue, Buffalo, New York 14203, USA**

**FCC ID: 2AEY7-S8A001**

**FCC Rules:** FCC Part 2.1093  
ANSI / IEEE C95.1 :2005  
ANSI / IEEE C95.3 :2002

**Product Description:** Seal

**Tested Model:** 8

**Report No.:** STR16058017H

**Tested Date:** 2016-06-20 to 2016-06-24

**Issued Date:** 2016-06-27

**Tested By:** Lucy Wei / Engineer

*Lucy Wei*

**Reviewed By:** Silin Chen / EMC Manager

*Silin Chen*

**Approved & Authorized By:** Jandy So / PSQ Manager

*Jandy So*

**Prepared By:**

**Shenzhen SEM.Test Technology Co., Ltd.**

1/F, Building A, Hongwei Industrial Park, Liuxian 2nd Road,  
Bao'an District, Shenzhen, P.R.C. (518101)

Tel.: +86-755-33663308 Fax.: +86-755-33663309 Website: www.semtest.com.cn

Note: This test report is limited to the above client company and the product model only. It may not be duplicated without prior permitted by Shenzhen SEM. Test Technology Co., Ltd.

## **TABLE OF CONTENTS**

|   |            |
|---|------------|
| <b>1. General Information</b>                               | <b>3</b>   |
| 1.1 Product Description for Equipment Under Test (EUT)      | 3          |
| 1.2 Test Standards  | 6          |
| 1.3 Test Methodology  | 6          |
| 1.4 Test Facility   | 6          |
| <b>2. Summary of Test Results</b>                           | <b>7</b>   |
| <b>3. Specific Absorption Rate (SAR)</b>                    | <b>8</b>   |
| 3.1 Introduction  | 8          |
| 3.2 SAR Definition  | 8          |
| <b>4. SAR Measurement System</b>                            | <b>9</b>   |
| 4.1 The Measurement System                                  | 9          |
| 4.2 Probe   | 9          |
| 4.3 Probe Calibration Process                               | 11         |
| 4.4 Phantom   | 12         |
| 4.5 Device Holder   | 12         |
| 4.6 Test Equipment List                                     | 13         |
| <b>5. Tissue Simulating Liquids</b>                         | <b>14</b>  |
| 5.1 Composition of Tissue Simulating Liquid                 | 14         |
| 5.2 Tissue Dielectric Parameters for Head and Body Phantoms | 15         |
| 5.3 Tissue Calibration Result                               | 16         |
| <b>6. SAR Measurement Evaluation</b>                        | <b>17</b>  |
| 6.1 Purpose of System Performance Check                     | 17         |
| 6.2 System Setup  | 17         |
| 6.3 Validation Results                                      | 18         |
| <b>7. EUT Testing Position</b>                              | <b>19</b>  |
| 7.1 EUT Antenna Position                                    | 19         |
| 7.2 EUT Testing Position                                    | 20         |
| <b>8. SAR Measurement Procedures</b>                        | <b>22</b>  |
| 8.1 Measurement Procedures                                  | 22         |
| 8.2 Spatial Peak SAR Evaluation                             | 22         |
| 8.3 Area & Zoom Scan Procedures                             | 23         |
| 8.4 Volume Scan Procedures                                  | 23         |
| 8.5 SAR Averaged Methods                                    | 23         |
| 8.6 Power Drift Monitoring                                  | 23         |
| <b>9. SAR Test Result</b>                                   | <b>24</b>  |
| 9.1 Conducted RF Output Power                               | 24         |
| 9.2 Test Results for Standalone SAR Test                    | 46         |
| 9.3 Simultaneous Multi-band Transmission SAR Analysis       | 50         |
| <b>10. Measurement Uncertainty</b>                          | <b>69</b>  |
| 10.1 Uncertainty for EUT SAR Test                           | 69         |
| 10.2 Uncertainty for System Performance Check               | 70         |
| <b>Annex A. Plots of System Performance Check</b>           | <b>72</b>  |
| <b>Annex B. Plots of SAR Measurement</b>                    | <b>82</b>  |
| <b>Annex C. EUT Photos</b>                                  | <b>105</b> |
| <b>Annex D. Test Setup Photos</b>                           | <b>107</b> |
| <b>Annex E. Calibration Certificate</b>                     | <b>110</b> |

## 1. General Information

### 1.1 Product Description for Equipment Under Test (EUT)

#### Client Information

Applicant: Bak USA Technologies Corp.  
 Address of applicant: 425 Michigan Avenue, Buffalo, New York 14203, USA

Manufacturer: Shenzhen Wisky Technology Co.,LTD.  
 Address of manufacturer: 5th Floor,W2-A Building, Hi-tech Park South 1st Road, Nanshan District, Shenzhen

| General Description of EUT  |                  |
|---|------------------|
| Product Name:   | Seal             |
| Brand Name:   | /                |
| Model No.:  | 8                |
| Hardware version:   | T01-V1.1-0113    |
| Software version:   | Windows 10       |
| Dimensions (Approx.)  | 156 × 235 × 22mm |
| IMEI  | 8262595020024440 |
| Rated Voltage:  | DC 3.7V          |
| <p><i>The EUT is GSM850/PCS1900, WCDMA Band 2/4/5, LTE Band 2/4/13/17 tablet. The tablet is not support GSM voice mode. It is equipped with GPRS/EDGE class 12 for GSM850/PCS1900, and WIFI(2.4G, 5G), Bluetooth, and camera functions. WIFI(2.4G) is support the hotspot but the WIFI(5G) is not.</i></p> <p><i>For more information see the following datasheet</i></p> <p><i>Note: The test data is gathered from a production sample, provided by the manufacturer.</i></p> |                  |

| Technical Characteristics of EUT |   |
|----------------------------------|---|
| <b>2G</b>                        |   |
| Support Networks:                | GSM, GPRS,EDGE  |
| Support Band:                    | GSM850/PCS1900  |
| Uplink Frequency:                | GSM/GPRS 850: 824~849MHz<br>GSM/GPRS 1900: 1850~1910MHz |
| Downlink Frequency:              | GSM/GPRS 850: 869~894MHz<br>GSM/GPRS 1900: 1930~1990MHz |
| RF Output Power:                 | GSM850: 29.31dBm, GSM1900: 26.07dBm                     |
| Type of Modulation:              | GMSK,8PSK   |
| Antenna Type:                    | Integral Antenna  |
| Antenna Gain:                    | GSM850: 1.1dBi, GSM1900: -1.5dBi                        |
| GPRS/EDGE Class:                 | Class 12  |

| <b>3G</b>             |  |
|-----------------------|--|
| Support Networks:     | WCDMA, HSDPA, HSUPA  |
| Support Band:         | WCDMA Band 2, WCDMA Band 5, WCDMA Band 4   |
| Uplink Frequency:     | WCDMA Band 2: 1850~1910MHz<br>WCDMA Band 5: 824~849MHz<br>WCDMA Band 4: 1710~1755MHz |
| Downlink Frequency:   | WCDMA Band 2: 1930~1990MHz<br>WCDMA Band 5: 869~894MHz<br>WCDMA Band 4: 2110~2155MHz |
| RF Output Power:      | WCDMA Band 2: 22.49dBm,<br>WCDMA Band 5: 24.66dBm<br>WCDMA Band 4: 24.42dBm          |
| Type of Modulation:   | BPSK   |
| Antenna Type:         | Integral Antenna   |
| Antenna Gain:         | WCDMA Band 2: -1.5dBi,<br>WCDMA Band 4: -0.9dBi,<br>WCDMA Band 5: 1.1dBi             |
| <b>WIFI(2.4G)</b>     |  |
| Support Standards:    | 802.11b, 802.11g, 802.11n  |
| Frequency Range:      | 2412-2462MHz for 802.11b/g/n(HT20)<br>2422-2452MHz for 11n(HT40)                     |
| AV Output Power:      | Antenna 1:17.05dBm, Antenna 2: 16.01dBm (Conducted)                                  |
| Type of Modulation:   | CCK, OFDM, QPSK, BPSK, 16QAM, 64QAM  |
| Data Rate:            | 1-11Mbps, 6-54Mbps, up to 150Mbps  |
| Quantity of Channels: | 11/7   |
| Channel Separation:   | 5MHz   |
| Antenna Type:         | Integral Antenna   |
| Antenna Gain:         | Antenna 1:4.12dBi, Antenna 2:4.27dBi   |
| <b>Bluetooth</b>      |  |
| Bluetooth Version:    | V4.0   |
| Frequency Range:      | 2402-2480MHz   |
| AV Output Power:      | 3.051dBm (Conducted)   |
| Data Rate:            | 1Mbps, 2Mbps, 3Mbps  |
| Modulation:           | GFSK, Pi/4 QDPSK, 8DPSK  |
| Quantity of Channels: | 79/40  |
| Channel Separation:   | 1MHz/2MHz  |
| Antenna Type:         | Integral Antenna   |
| Antenna Gain:         | 4.12dBi  |
| <b>4G</b>             |  |
| Support Networks:     | FDD-LTE  |
| Support Band:         | FDD-LTE Band 2, 4,13,17  |
| Uplink Frequency:     | FDD-LTE Band 2: Tx: 1850-1910MHz,<br>FDD-LTE Band 4: Tx: 1710-1755MHz,               |

|                     |   |
|---------------------|---|
|                     | FDD-LTE Band 13: Tx: 777-787MHz<br>FDD-LTE Band 17: Tx: 704-716MHz  |
| Downlink Frequency: | FDD-LTE Band 2: Rx: 1930-1990MHz,<br>FDD-LTE Band 4: Rx: 2110-2155MHz,<br>FDD-LTE Band 13: Rx: 746-756MHz,<br>FDD-LTE Band 17: Tx: 734-746MHz |
| RF Output Power:    | FDD-LTE Band 2: 24.88dBm,<br>FDD-LTE Band 4: 24.40dBm<br>FDD-LTE Band 13: 23.62dBm<br>FDD-LTE Band 17: 24.30dBm                               |
| Type of Modulation: | QPSK, 16QAM   |
| Antenna Type:       | Integral Antenna  |
| Antenna Gain:       | FDD-LTE Band 2: -1.5dBi,<br>FDD-LTE Band 4: -0.9dBi,<br>FDD-LTE Band 13: -2.0dBi,<br>FDD-LTE Band 17: -1.0dBi,                                |
| <b>WIFI (5G)</b>    |   |
| Support Standards:  | 802.11a, 802.11n(HT20), 802.11n(HT40)   |
| Frequency Range:    | 5180-5240MHz, 5260 ~ 5320MHz ,<br>5500 ~ 5720MHz ,5745-5825MHz  |
| RF Output Power:    | Antenna 1:15.76dBm, Antenna 2: 14.80dBm (Conducted)   |
| Type of Modulation: | OFDM, 64-QAM,16-QAM, QPSK, BPSK, 256-QAM  |
| Data Rate:          | 802.11a: 54.0/ 48.0/ 36.0/ 24.0/ 18.0/ 12.0/ 9.0/ 6.0Mbps<br>802.11n: up to MCS7  |
| Type of Antenna:    | Integral Antenna  |
| Antenna Gain:       | Antenna 1:3.89dBi, Antenna 2:5.06dBi  |

## 1.2 Test Standards

The following report is prepared on behalf of the Bak USA Technologies Corp. in accordance with FCC 47 CFR Part 2.1093, ANSI/IEEE C95.1-2005, IEEE 1528-2013 and KDB 865664 D01 v01r04 and KDB 865664 D02 v01r02

The objective is to determine compliance with FCC Part 2.1093 of the Federal Communication Commissions rules.

*Maintenance of compliance* is the responsibility of the manufacturer. Any modification of the product, which result in lowering the emission, should be checked to ensure compliance has been maintained.

## 1.3 Test Methodology

All measurements contained in this report were conducted with KDB 865664 D01 v01r04 and KDB 865664 D02 v01r02. The public notice KDB 447498 D01 v06 for Mobile and Portable Devices RF Exposure Procedure also.

## 1.4 Test Facility

- **FCC – Registration No.: 934118**

Shenzhen SEM.Test Technology Co., Ltd. EMC Laboratory has been registered and fully described in a report filed with the (FCC) Federal Communications Commission. The acceptance letter from the FCC is maintained in our files and the Registration is 934118.

- **Industry Canada (IC) Registration No.: 11464A**

The 3m Semi-anechoic chamber of Shenzhen SEM.Test Technology Co., Ltd. has been registered by Certification and Engineering Bureau of Industry Canada for radio equipment testing with Registration No.: 11464A.

- **CNAS Registration No.: L4062**

Shenzhen SEM.Test Technology Co., Ltd. is a testing organization accredited by China National Accreditation Service for Conformity Assessment (CNAS) according to ISO/IEC 17025. The accreditation certificate number is L4062. All measurement facilities used to collect the measurement data are located at 1/F, Building A, Hongwei Industrial Park, Liuxian 2nd Road, Bao'an District, Shenzhen, P.R.C (518101)

## 2. Summary of Test Results

The maximum results of Specific Absorption Rate (SAR) have found during testing are as follows:

| Frequency Band            | Body (0mm Gap)                      | SAR <sub>1g</sub><br>Limit<br>(W/kg) |
|---------------------------|-------------------------------------|--------------------------------------|
|                           | Maximum SAR <sub>1g</sub><br>(W/kg) |                                      |
| GSM850                    | 0.341                               | 1.6                                  |
| GSM1900                   | 0.281                               | 1.6                                  |
| WCDMA Band V              | 0.261                               | 1.6                                  |
| WCDMA Band II             | 0.248                               | 1.6                                  |
| WCDMA Band IV             | 0.366                               | 1.6                                  |
| LTE Band 2                | 0.356                               | 1.6                                  |
| LTE Band 4                | <b>0.368</b>                        | 1.6                                  |
| LTE Band 13               | 0.257                               | 1.6                                  |
| LTE Band 17               | 0.323                               | 1.6                                  |
| Antenna 1:WLAN 2.4GHz     | 0.360                               | 1.6                                  |
| Antenna 2:WLAN 2.4GHz     | 0.226                               | 1.6                                  |
| Simultaneous Transmission | <b>1.081</b>                        | 1.6                                  |

**Remark:**

*The highest reported SAR values for body, and simultaneous transmission conditions are **0.368W/kg, and 1.081W/kg** respectively.*

The device is in compliance with Specific Absorption Rate (SAR) for general population/uncontrolled exposure limits (1.6 W/kg) specified in FCC 47 CFR Part 2.1093 and ANSI/IEEE C95.1-2005, and had been tested in accordance with the measurement methods and procedure specified in KDB 865664 D01 v01r04 and KDB 865664 D02 v01r02

### 3. Specific Absorption Rate (SAR)

---

#### 3.1 Introduction

SAR is related to the rate at which energy is absorbed per unit mass in an object exposed to a radio field. The SAR distribution in a biological body is complicated and is usually carried out by experimental techniques or numerical modeling. The standard recommends limits for two tiers of groups, occupational/controlled and general population/uncontrolled, based on a person's awareness and ability to exercise control over his or her exposure. In general, occupational/controlled exposure limits are higher than the limits for general population/uncontrolled.

#### 3.2 SAR Definition

The SAR definition is the time derivative (rate) of the incremental energy (dW) absorbed by (dissipated in) an incremental mass (dm) contained in a volume element (dv) of a given density ( $\rho$ ). The equation description is as below:

$$\text{SAR} = \frac{d}{dt} \left( \frac{dW}{dm} \right) = \frac{d}{dt} \left( \frac{dW}{\rho dv} \right)$$

SAR is expressed in units of Watts per kilogram (W/kg)

SAR measurement can be either related to the temperature elevation in tissue by

$$\text{SAR} = C \left( \frac{\delta T}{\delta t} \right)$$

Where: C is the specific heat capacity,  $\delta T$  is the temperature rise and  $\delta t$  is the exposure duration, or related to the electrical field in the tissue by

$$\text{SAR} = \frac{\sigma |E|^2}{\rho}$$

Where:  $\sigma$  is the conductivity of the tissue,  $\rho$  is the mass density of the tissue and E is the RMS electrical field strength.

However for evaluating SAR of low power transmitter, electrical field measurement is typically applied.



## 4. SAR Measurement System

---

### 4.1 The Measurement System

Comosar is a system that is able to determine the SAR distribution inside a phantom of human being according to different standards. The Comosar system consists of the following items:

- Main computer to control all the system
- 6 axis robot
- Data acquisition system
- Miniature E-field probe
- Phone holder
- Head simulating tissue

The following figure shows the system.



The EUT under test operating at the maximum power level is placed in the phone holder, under the phantom, which is filled with head simulating liquid. The E-Field probe measures the electric field inside the phantom. The OpenSAR software computes the results to give a SAR value in a 1g or 10g mass.

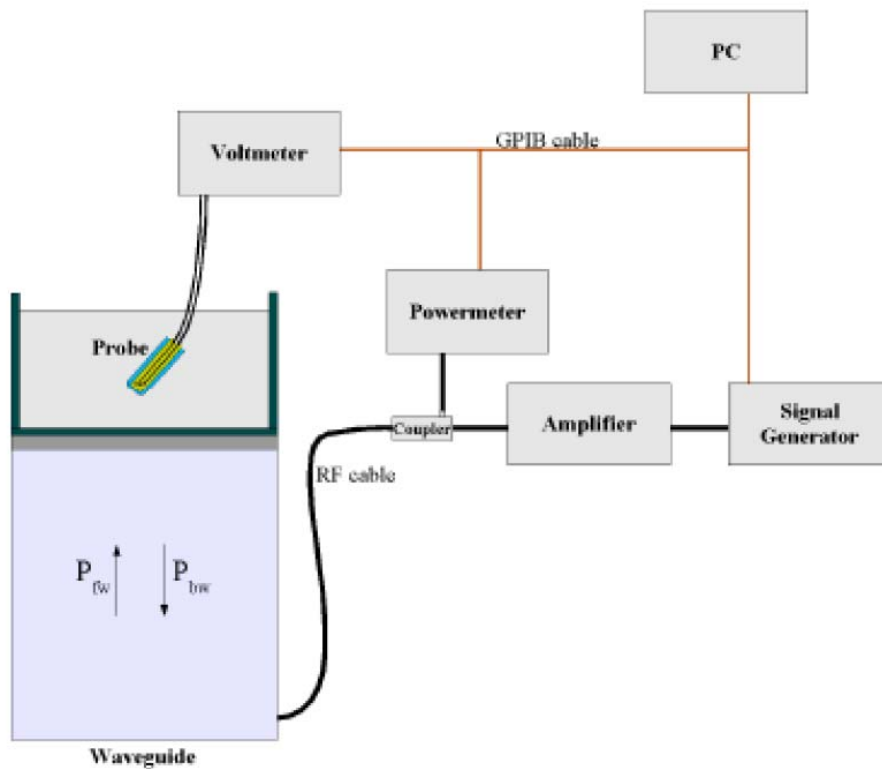
### 4.2 Probe

For the measurements the Specific Dosimetric E-Field Probe SSE5 SN 09/13 EP168 with following specifications is used

- Dynamic range: 0.01-100 W/kg
- Probe Length: 330 mm
- Length of Individual Dipoles: 4.5 mm
- Maximum external diameter: 8 mm
- Probe Tip External Diameter : 5 mm
- Distance between dipoles / probe extremity: 2.7mm

- Probe linearity: <0.25 dB
  - Axial Isotropy: <0.25 dB
  - Spherical Isotropy: <0.50 dB
  - Calibration range: 700 to 3000MHz for head & body simulating liquid.
- Angle between probe axis (evaluation axis) and surface normal line: less than 30°

Probe calibration is realized, in compliance with EN 62209-1 and IEEE 1528 STD, with CALISAR, Antenna proprietary calibration system. The calibration is performed with the EN 62209-1 annexe technique using reference guide at the five frequencies.



$$SAR = \frac{4(P_{fw} - P_{bw})}{ab\delta} \cos^2\left(\pi \frac{y}{a}\right) e^{-2z/\delta}$$

Where :

$P_{fw}$  = Forward Power

$P_{bw}$  = Backward Power

a and b = Waveguide dimensions

$\delta$  = Skin depth

Keithley configuration:

Rate = Medium; Filter = ON; RDGS = 10; Filter type = Moving Average; Range auto after each calibration, a SAR measurement is performed on a validation dipole and compared with a NPL calibrated probe, to verify it.

The calibration factors, CF(N), for the 3 sensors corresponding to dipole 1, dipole 2 and dipole 3 are:

$$CF(N)=SAR(N)/V_{lin}(N) \quad (N=1,2,3)$$

The linearised output voltage  $V_{lin}(N)$  is obtained from the displayed output voltage  $V(N)$  using

$$V_{lin}(N)=V(N)*(1+V(N)/DCP(N)) \quad (N=1,2,3)$$

where DCP is the diode compression point in mV.

### 4.3 Probe Calibration Process

#### Dosimetric Assessment Procedure

Each E-Probe/Probe Amplifier combination has unique calibration parameters. SATIMO Probe calibration procedure is conducted to determine the proper amplifier settings to enter in the probe parameters. The amplifier settings are determined for a given frequency by subjecting the probe to a known E-field density (1 mW/cm<sup>2</sup>) using an with CALISAR, Antenna proprietary calibration system.

#### Free Space Assessment Procedure

The free space E-field from amplified probe outputs is determined in a test chamber. This calibration can be performed in a TEM cell if the frequency is below 1 GHz and in a waveguide or other methodologies above 1 GHz for free space. For the free space calibration, the probe is placed in the volumetric center of the cavity and at the proper orientation with the field. The probe is rotated 360 degrees until the three channels show the maximum reading. The power density readings equates to 1mW/cm<sup>2</sup>.

#### Temperature Assessment Procedure

E-field temperature correlation calibration is performed in a flat phantom filled with the appropriate simulated head tissue. The E-field in the medium correlates with the temperature rise in the dielectric medium. For temperature correlation calibration a RF transparent thermistor-based temperature probe is used in conjunction with the E-field probe.

Where:

$$SAR = C \frac{\Delta T}{\Delta t}$$

$\Delta t$  = exposure time (30 seconds),

$C$  = heat capacity of tissue (brain or muscle),

$\Delta T$  = temperature increase due to RF exposure.

SAR is proportional to  $\Delta T/\Delta t$ , the initial rate of tissue heating, before thermal diffusion takes place. The electric field in the simulated tissue can be used to estimate SAR by equating the thermally derived SAR to that with the E- field component.

$$\text{SAR} = \frac{|\mathbf{E}|^2 \cdot \sigma}{\rho}$$

Where:

$\sigma$  = simulated tissue conductivity,

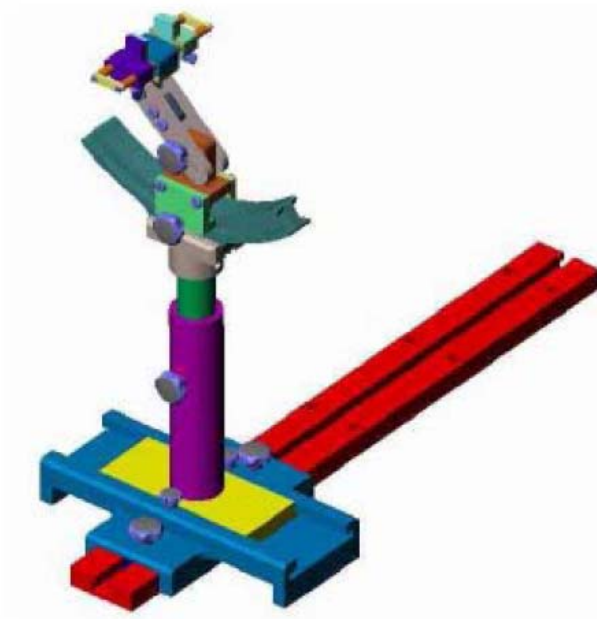
$\rho$  = Tissue density (1.25 g/cm<sup>3</sup> for brain tissue)

#### 4.4 Phantom

For the measurements the Specific Anthropomorphic Mannequin (SAM) defined by the IEEE SCC-34/SC2 group is used. The phantom is a polyurethane shell integrated in a wooden table. The thickness of the phantom amounts to 2mm +/- 0.2mm. It enables the dosimetric evaluation of left and right phone usage and includes an additional flat phantom part for the simplified performance check. The phantom set-up includes a cover, which prevents the evaporation of the liquid.

#### 4.5 Device Holder

The positioning system allows obtaining cheek and tilting position with a very good accuracy. In compliance with CENELEC, the tilt angle uncertainty is lower than 1°.



| System Material | Permittivity | Loss Tangent |
|-----------------|--------------|--------------|
| Delrin          | 3.7          | 0.005        |


#### 4.6 Test Equipment List

| Description          | Manufacturer    | Model         | Serial Number          | Cal. Date  | Due. Date  |
|----------------------|-----------------|---------------|------------------------|------------|------------|
| E-Field Probe        | SATIMO          | SSE5          | SN 09/13 EP168         | 2016-06-01 | 2017-05-31 |
| 750MHz Dipole        | SATIMO          | SID750        | SN 47/12 DIP 0G750-203 | 2016-03-20 | 2017-03-19 |
| 835MHz Dipole        | SATIMO          | SID835        | SN 47/12 DIP 0G835-204 | 2016-03-20 | 2017-03-19 |
| 1800MHz Dipole       | SATIMO          | SID1800       | SN 47/12 DIP 1G800-206 | 2016-03-20 | 2017-03-19 |
| 1900MHz Dipole       | SATIMO          | SID1900       | SN 47/12 DIP 1G900-207 | 2016-03-20 | 2017-03-19 |
| 2450MHz Dipole       | SATIMO          | SID2450       | SN 13/15 DIP 2G450-364 | 2016-03-20 | 2017-03-19 |
| Dielectric Probe Kit | SATIMO          | SCLMP         | SN 47/12 OCPG49        | 2016-03-20 | 2017-03-19 |
| SAM Phantom          | SATIMO          | SAM           | SN/ 47/12 SAM95        | N/A        | N/A        |
| MULTIMETER           | KEITHLEY        | Keithley 2000 | 4006367                | 2016-06-04 | 2017-06-03 |
| Signal Generator     | Rohde & Schwarz | SMR20         | 100047                 | 2016-06-04 | 2017-06-03 |
| Universal Tester     | Rohde & Schwarz | CMU200        | 112012                 | 2016-06-04 | 2017-06-03 |
| Network Analyzer     | HP              | 8753C         | 2901A00831             | 2016-06-04 | 2017-06-03 |
| Directional Couplers | Agilent         | 778D          | 20160                  | 2016-06-04 | 2017-06-03 |


## 5. Tissue Simulating Liquids

### 5.1 Composition of Tissue Simulating Liquid

For the measurement of the field distribution inside the SAM phantom with SMTIMO, the phantom must be filled with around 25 liters of homogeneous body tissue simulating liquid. For head SAR testing, the liquid height from the ear reference point (ERP) of the phantom to the liquid top surface is larger than 15 cm. For body SAR testing, the liquid height from the center of the flat phantom to the liquid top surface is larger than 15 cm. Please see the following photos for the liquid height.



**Liquid Height for Head SAR**



**Liquid Height for Body SAR**

### The Composition of Tissue Simulating Liquid

| Frequency (MHz) | Water (%) | Salt (%) | Triton (%) | HEC (%) | Preventol (%) | DGBE (%) |
|-----------------|-----------|----------|------------|---------|---------------|----------|
| <b>Head</b>     |           |          |            |         |               |          |
| 750             | 34.29     | 1.05     | 0.00       | 0.00    | 64.66         | 0.00     |
| 835             | 35.34     | 0.98     | 0.00       | 0.00    | 63.68         | 0.00     |
| 1800            | 55.19     | 0.66     | 30.35      | 0.00    | 0.00          | 13.80    |
| 1900            | 55.26     | 0.52     | 30.40      | 0.00    | 0.00          | 13.82    |
| 2450            | 55.44     | 0.32     | 30.50      | 0.00    | 0.00          | 13.74    |
| <b>Body</b>     |           |          |            |         |               |          |
| 750             | 51.75     | 1.17     | 0.00       | 0.00    | 47.08         | 0.00     |
| 835             | 52.87     | 1.07     | 0.00       | 0.00    | 46.10         | 0.00     |
| 1800            | 70.81     | 0.52     | 20.01      | 0.00    | 0.00          | 8.65     |
| 1900            | 69.99     | 0.41     | 20.66      | 0.00    | 0.00          | 8.93     |
| 2450            | 55.44     | 0.32     | 30.50      | 0.00    | 0.00          | 13.74    |

## 5.2 Tissue Dielectric Parameters for Head and Body Phantoms

The IEEE Std. 1528, FCC KDBs and CEI/IEC 62209 standards state that the system validation measurements must be performed using a reference dipole meeting the fore mentioned return loss and mechanical dimension requirements. The validation measurement must be performed against a liquid filled flat phantom, with the phantom constructed as outlined in the fore mentioned standards. Per the standards, the dipole shall be positioned below the bottom of the phantom, with the dipole length centered and parallel to the longest dimension of the flat phantom, with the top surface of the dipole at the described distance from the bottom surface of the phantom.

| Target Frequency<br>(MHz) | Head                         |                                  | Body                         |                                  |
|---------------------------|------------------------------|----------------------------------|------------------------------|----------------------------------|
|                           | Conductivity<br>( $\sigma$ ) | Permittivity<br>( $\epsilon_r$ ) | Conductivity<br>( $\sigma$ ) | Permittivity<br>( $\epsilon_r$ ) |
| 150                       | 0.76                         | 52.3                             | 0.80                         | 61.9                             |
| 300                       | 0.87                         | 45.3                             | 0.92                         | 58.2                             |
| 450                       | 0.87                         | 43.5                             | 0.94                         | 56.7                             |
| <b>750</b>                | 0.89                         | 41.9                             | <b>0.96</b>                  | <b>55.5</b>                      |
| <b>835</b>                | 0.90                         | 41.5                             | <b>0.97</b>                  | <b>55.2</b>                      |
| 900                       | 0.97                         | 41.5                             | 1.05                         | 55.0                             |
| 915                       | 0.98                         | 41.5                             | 1.06                         | 55.0                             |
| 1450                      | 1.20                         | 40.5                             | 1.30                         | 54.0                             |
| 1610                      | 1.29                         | 40.3                             | 1.40                         | 53.8                             |
| <b>1800-2000</b>          | 1.40                         | 40.0                             | <b>1.52</b>                  | <b>53.3</b>                      |
| <b>2450</b>               | 1.80                         | 39.2                             | <b>1.95</b>                  | <b>52.7</b>                      |
| 3000                      | 2.40                         | 38.5                             | 2.73                         | 52.0                             |
| 5800                      | 5.27                         | 35.3                             | 6.00                         | 48.2                             |

### 5.3 Tissue Calibration Result

The dielectric parameters of the liquids were verified prior to the SAR evaluation using COMOSAR Dielectric Probe Kit and an Agilent Network Analyzer.

#### Calibration Result for Dielectric Parameters of Tissue Simulating Liquid

| Body Tissue Simulating Liquid |               |                         |                        |              |                             |                            |              |              |            |
|-------------------------------|---------------|-------------------------|------------------------|--------------|-----------------------------|----------------------------|--------------|--------------|------------|
| Freq.<br>MHz.                 | Temp.<br>(°C) | Conductivity            |                        |              | Permittivity                |                            |              | Limit<br>(%) | Date       |
|                               |               | Reading<br>( $\sigma$ ) | Target<br>( $\sigma$ ) | Delta<br>(%) | Reading<br>( $\epsilon_r$ ) | Target<br>( $\epsilon_r$ ) | Delta<br>(%) |              |            |
| 750                           | 21.2          | 0.93                    | 0.96                   | -3.12        | 54.96                       | 55.50                      | -0.97        | ±5           | 2016-06-20 |
| 835                           | 21.2          | 0.95                    | 0.97                   | -2.06        | 54.85                       | 55.20                      | -0.63        | ±5           | 2016-06-20 |
| 1800                          | 21.3          | 1.46                    | 1.52                   | -3.95        | 51.22                       | 53.30                      | -3.90        | ±5           | 2016-06-20 |
| 1900                          | 21.3          | 1.50                    | 1.52                   | -1.32        | 52.42                       | 53.30                      | -1.65        | ±5           | 2016-06-20 |
| 2450                          | 21.3          | 1.91                    | 1.95                   | -2.05        | 52.01                       | 52.70                      | -1.31        | ±5           | 2016-06-20 |



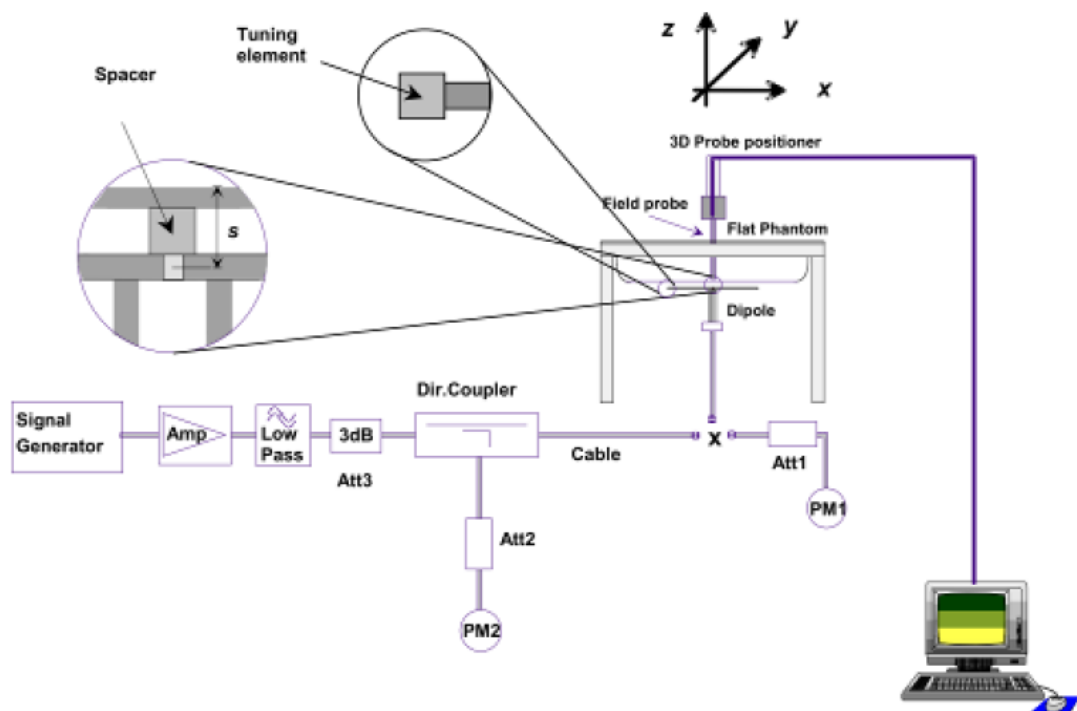
## 6. SAR Measurement Evaluation

### 6.1 Purpose of System Performance Check

The system performance check verifies that the system operates within its specifications. System and operator errors can be detected and corrected. It is recommended that the system performance check be performed prior to any usage of the system in order to guarantee reproducible results. The system performance check uses normal SAR measurements in a simplified setup with a well characterized source. This setup was selected to give a high sensitivity to all parameters that might fail or vary over time. The system check does not intend to replace the calibration of the components, but indicates situations where the system uncertainty is exceeded due to drift or failure.

### 6.2 System Setup

In the simplified setup for system evaluation, the EUT is replaced by a calibrated dipole and the power source is replaced by a continuous wave which comes from a signal generator at frequency 835 MHz and 1900 MHz. The calibrated dipole must be placed beneath the flat phantom section of the SAM twin phantom with the correct distance holder. The distance holder should touch the phantom surface with a light pressure at the reference marking and be oriented parallel to the long side of the phantom.



System Verification Setup Block Diagram



**Setup Photo of Dipole Antenna**

The output power on dipole port must be calibrated to 24dBm (250mW) before dipole is connected.

### 6.3 Validation Results

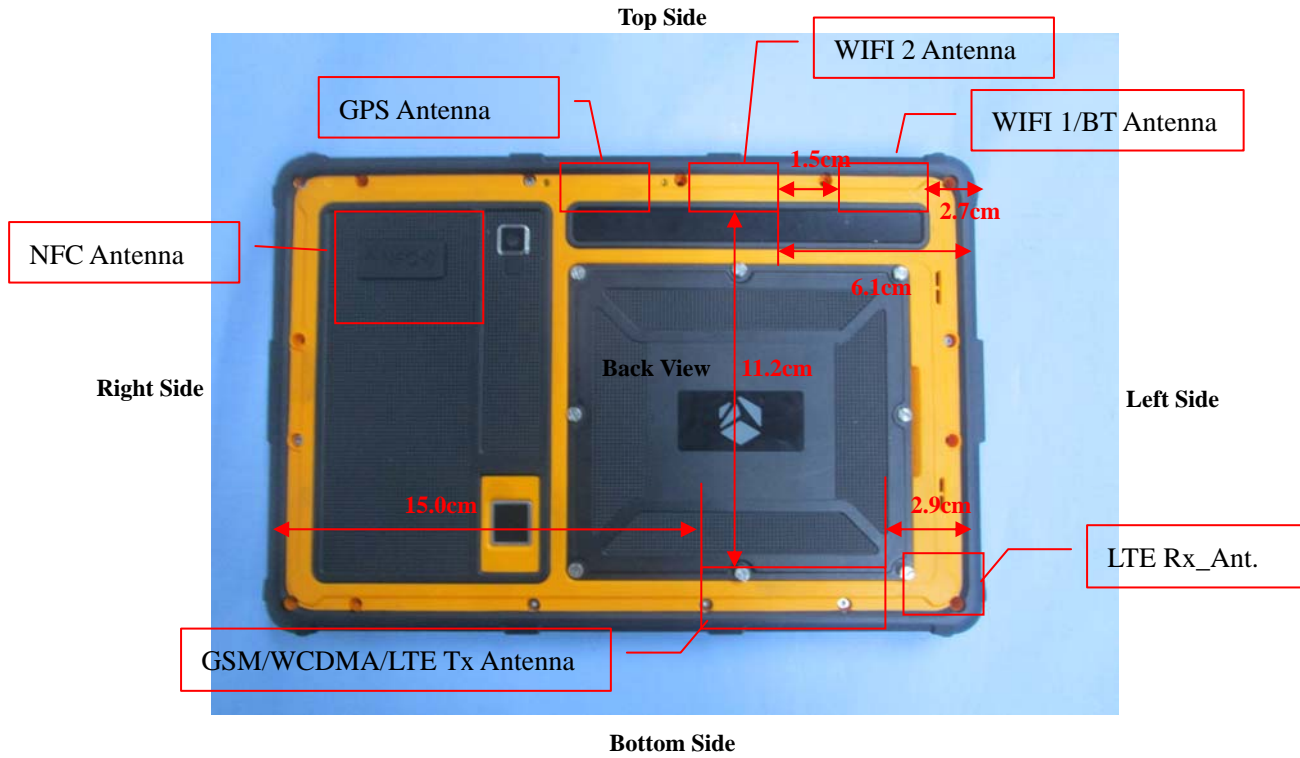
Comparing to the original SAR value provided by SATIMO, the validation data should be within its specification of 10 %. Table 6.1 shows the target SAR and measured SAR after normalized to 1W input power. The table below indicates the system performance check can meet the variation criterion.

| Frequency | Targeted SAR <sub>1g</sub> | Measured SAR <sub>1g</sub> | Normalized SAR <sub>1g</sub> | Tolerance |
|-----------|----------------------------|----------------------------|------------------------------|-----------|
| MHz       | (W/kg)                     | (W/kg)                     | (W/kg)                       | (%)       |
| Body      |                            |                            |                              |           |
| 750       | 8.40                       | 2.12                       | 8.48                         | 0.95      |
| 835       | 9.38                       | 2.35                       | 9.4                          | 0.21      |
| 1800      | 38.31                      | 9.58                       | 38.32                        | 0.03      |
| 1900      | 39.10                      | 9.78                       | 39.12                        | 0.05      |
| 2450      | 50.41                      | 12.59                      | 50.36                        | -0.10     |

***Please refer to Annex A for the plots of system performance check.***

## 7. EUT Testing Position

### 7.1 EUT Antenna Position



## 7.2 EUT Testing Position

| Exclusion Distance Calculation |              |                       |               |                    |
|--------------------------------|--------------|-----------------------|---------------|--------------------|
| Frequency Bands                | Service      | Maximum Tune-up Power | Average Power | Exclusion Distance |
| GPRS850                        | GPRS(3slots) | 29.5dBm               | 25.25dBm      | 90mm               |
| GPRS1900                       | GPRS(3slots) | 26.5dBm               | 22.25dBm      | 60mm               |
| WCDMA Band II                  | RMC 12.2k    | 22.5dBm               | 22.5dBm       | 60mm               |
| WCDMA Band V                   | RMC 12.2k    | 25.0dBm               | 25.0dBm       | 80mm               |
| WCDMA Band IV                  | RMC 12.2k    | 24.5dBm               | 24.5dBm       | 70mm               |
| LTE_ Band 2                    | QPSK(20 MHz) | 25.0dBm               | 25.0dBm       | 80mm               |
| LTE_ Band 4                    | QPSK(20 MHz) | 24.5dBm               | 24.5dBm       | 70mm               |
| LTE_ Band 13                   | QPSK(10 MHz) | 24.0dBm               | 24.0dBm       | 70mm               |
| LTE_ Band 17                   | QPSK(10 MHz) | 24.5dBm               | 24.5dBm       | 80mm               |
| WLAN(2.4G) Antenna 1           | 802.11b      | 17.5dBm               | 17.5dBm       | 30mm               |
| WLAN(2.4G) Antenna 2           | 802.11b      | 16.5dBm               | 16.5dBm       | 25mm               |

Note: Refer to Chapter 9.1 Conducted RF Output Power

### Remark:

Referring to KDB 447498 D01v06 and KDB616217 D04 v01r02, the distance of the antennas to all adjacent edges SAR test exclusion for adjacent edges.

Body mode SAR assessments are required for this device. This EUT was tested in different positions for different SAR test modes, more information as below:

| Body SAR tests, Test distance: 0mm |       |      |            |           |          |             |
|------------------------------------|-------|------|------------|-----------|----------|-------------|
| Antennas                           | Front | Back | Right Side | Left Side | Top Side | Bottom Side |
| WWAN_GPRS850                       | Yes   | Yes  | No         | Yes       | No       | Yes         |
| WWAN_GPRS1900                      | Yes   | Yes  | No         | Yes       | No       | Yes         |
| WWAN_WCDMA Band II                 | Yes   | Yes  | No         | Yes       | No       | Yes         |
| WWAN_WCDMA Band V                  | Yes   | Yes  | No         | Yes       | No       | Yes         |
| WWAN_WCDMA Band IV                 | Yes   | Yes  | No         | Yes       | No       | Yes         |
| WWAN_LTE_Band 2                    | Yes   | Yes  | No         | Yes       | No       | Yes         |
| WWAN_LTE_Band 4                    | Yes   | Yes  | No         | Yes       | No       | Yes         |
| WWAN_LTE_Band 13                   | Yes   | Yes  | No         | Yes       | No       | Yes         |
| WWAN_LTE_Band 17                   | Yes   | Yes  | No         | Yes       | No       | Yes         |
| WLAN(2.4G) Antenna 1               | Yes   | Yes  | No         | Yes       | Yes      | No          |
| WLAN(2.4G) Antenna 2               | Yes   | Yes  | No         | No        | Yes      | No          |

**Remark:**

- Referring to KDB 616217 D04 v01r02, KDB 248227 D01 v02r02 and KDB 447498 D01 v06, this device is overall diagonal dimension(>20cm) tablet, tested in direct contact (no gap) with flat phantom.

**Please refer to Annex D for the EUT test setup photos.**

---

## 8. SAR Measurement Procedures

---

### 8.1 Measurement Procedures

The measurement procedures are as follows:

- (a) Use base station simulator (if applicable) or engineering software to transmit RF power continuously (continuous Tx) in the highest power channel.
- (b) Keep EUT to radiate maximum output power or 100% factor (if applicable)
- (c) Measure output power through RF cable and power meter.
- (d) Place the EUT in the positions as Annex E demonstrates.
- (e) Set scan area, grid size and other setting on the SATIMO software.
- (f) Measure SAR results for the highest power channel on each testing position.
- (g) Find out the largest SAR result on these testing positions of each band
- (h) Measure SAR results for other channels in worst SAR testing position if the SAR of highest power channel is larger than 0.8 W/kg

According to the test standard, the recommended procedure for assessing the peak spatial-average SAR value consists of the following steps:

- (a) Power reference measurement
- (b) Area scan
- (c) Zoom scan
- (d) Power drift measurement

### 8.2 Spatial Peak SAR Evaluation

The procedure for spatial peak SAR evaluation has been implemented according to the test standard. It can be conducted for 1g and 10g, as well as for user-specific masses. The SATIMO software includes all numerical procedures necessary to evaluate the spatial peak SAR value.

The base for the evaluation is a "cube" measurement. The measured volume must include the 1g and 10g cubes with the highest averaged SAR values. For that purpose, the center of the measured volume is aligned to the interpolated peak SAR value of a previously performed area scan.

The entire evaluation of the spatial peak values is performed within the post-processing engine. The system always gives the maximum values for the 1g and 10g cubes. The algorithm to find the cube with highest averaged SAR is divided into the following stages:

- (a) Extraction of the measured data (grid and values) from the Zoom Scan
- (b) Calculation of the SAR value at every measurement point based on all stored data
- (c) Generation of a high-resolution mesh within the measured volume
- (d) Interpolation of all measured values from the measurement grid to the high-resolution grid
- (e) Extrapolation of the entire 3D field distribution to the phantom surface over the distance from sensor to surface
- (f) Calculation of the averaged SAR within masses of 1g and 10g

### 8.3 Area & Zoom Scan Procedures

First Area Scan is used to locate the approximate location(s) of the local peak SAR value(s). The measurement grid within an Area Scan is defined by the grid extent, grid step size and grid offset. Next, in order to determine the EM field distribution in a three-dimensional spatial extension, Zoom Scan is required. The Zoom Scan measures 5x5x7 points with step size 8, 8 and 5 mm for 300 MHz to 3 GHz, and 8x8x8 points with step size 4, 4 and 2.5 mm for 3 GHz to 6 GHz. The Zoom Scan is performed around the highest E-field value to determine the averaged SAR-distribution over 10 g.

### 8.4 Volume Scan Procedures

The volume scan is used for assess overlapping SAR distributions for antennas transmitting in different frequency bands. It is equivalent to an oversized zoom scan used in standalone measurements. The measurement volume will be used to enclose all the simultaneous transmitting antennas. For antennas transmitting simultaneously in different frequency bands, the volume scan is measured separately in each frequency band. In order to sum correctly to compute the 1g aggregate SAR, the EUT remain in the same test position for all measurements and all volume scan use the same spatial resolution and grid spacing (step-size is 4, 4 and 2.5 mm). When all volume scan were completed, the software can combine and subsequently superpose these measurement data to calculating the multiband SAR.

### 8.5 SAR Averaged Methods

The local SAR inside the phantom is measured using small dipole sensing elements inside a probe body. The probe tip must not be in contact with the phantom surface in order to minimize measurements errors, but the highest local SAR will occur at the surface of the phantom.

An extrapolation is using to determinate this highest local SAR values. The extrapolation is based on a fourth-order least-square polynomial fit of measured data. The local SAR value is then extrapolated from the liquid surface with a 1mm step.

The measurements have to be performed over a limited time (due to the duration of the battery) so the step of measurement is high. It could vary between 5 and 8 mm. To obtain an accurate assessment of the maximum SAR averaged over 10g and 1 g requires a very fine resolution in the three dimensional scanned data array.

### 8.6 Power Drift Monitoring

All SAR testing is under the EUT install full charged battery and transmit maximum output power. In SATIMO measurement software, the power reference measurement and power drift measurement procedures are used for monitoring the power drift of EUT during SAR test. Both these procedures measure the field at a specified reference position before and after the SAR testing. The software will calculate the field difference in dB. If the power drift more than 5%, the SAR will be retested.

## 9. SAR Test Result

### 9.1 Conducted RF Output Power

| GSM - Burst Average Power (dBm) |        |       |       |         |       |        |
|---------------------------------|--------|-------|-------|---------|-------|--------|
| Band                            | GSM850 |       |       | PCS1900 |       |        |
| Channel                         | 128    | 190   | 251   | 512     | 661   | 810    |
| Frequency (MHz)                 | 824.2  | 836.4 | 848.8 | 1850.2  | 1880  | 1909.8 |
| GSM                             | /      | /     | /     | /       | /     | /      |
| GPRS (1 slot)                   | 31.77  | 31.1  | 32.07 | 28.74   | 28.88 | 28.75  |
| GPRS (2 slots)                  | 29.84  | 30.12 | 29.94 | 26.8    | 26.95 | 26.78  |
| GPRS (3 slots)                  | 29.09  | 29.31 | 29.06 | 25.91   | 26.07 | 25.91  |
| GPRS (4 slots)                  | 27.31  | 27.56 | 27.33 | 24.03   | 24.02 | 23.99  |
| EDGE(1 slot)                    | 27.96  | 27.78 | 27.51 | 25.23   | 25.33 | 25.16  |
| EDGE (2 slots)                  | 26.18  | 26.04 | 25.78 | 23.37   | 23.49 | 23.3   |
| EDGE (3 slots)                  | 25.29  | 25.13 | 24.9  | 22.3    | 22.51 | 22.17  |
| EDGE (4 slots)                  | 23.76  | 23.63 | 23.12 | 20.22   | 20.3  | 20.26  |

| GSM - Source-Based Time-Average Power (dBm) |        |       |       |         |       |        |
|---|--------|-------|-------|---------|-------|--------|
| Band  | GSM850 |       |       | PCS1900 |       |        |
| Channel                                     | 128    | 190   | 251   | 512     | 661   | 810    |
| Frequency (MHz)                             | 824.2  | 836.4 | 848.8 | 1850.2  | 1880  | 1909.8 |
| GSM   | /      | /     | /     | /       | /     | /      |
| GPRS (1 slot)                               | 22.77  | 22.10 | 23.07 | 19.74   | 19.88 | 19.75  |
| GPRS (2 slots)                              | 23.84  | 24.12 | 23.94 | 20.80   | 20.95 | 20.78  |
| GPRS (3 slots)                              | 24.84  | 25.06 | 24.81 | 21.66   | 21.82 | 21.66  |
| GPRS (4 slots)                              | 24.31  | 24.56 | 24.33 | 21.03   | 21.02 | 20.99  |
| EDGE(1 slot)                                | 18.96  | 18.78 | 18.51 | 16.23   | 16.33 | 16.16  |
| EDGE (2 slots)                              | 20.18  | 20.04 | 19.78 | 17.37   | 17.49 | 17.30  |
| EDGE (3 slots)                              | 21.04  | 20.88 | 20.65 | 18.05   | 18.26 | 17.92  |
| EDGE (4 slots)                              | 20.76  | 20.63 | 20.12 | 17.22   | 17.30 | 17.26  |

Note: The source-based time-averaged power is linearly scaled the maximum burst averaged power based on time slots. The calculated method are shown as below:

Source based time-average power = Burst averaged power - Duty cycle factor in dB

#### Remark:

1. For Body SAR testing, GPRS should be evaluated, therefore the EUT was set in GPRS (3Tx slots) for GSM850 and GSM1900 due to its highest source-based time-average power.
2. Per KDB 447498 D01 v06 , the maximum output power channel is used for SAR testing and for further SAR test reduction.
3. The DUT do not support DTM function.



| WCDMA - Average Power (dBm) |               |        |        |              |       |       |
|-----------------------------|---------------|--------|--------|--------------|-------|-------|
| Band                        | WCDMA Band II |        |        | WCDMA Band V |       |       |
| Channel                     | 9262          | 9400   | 9538   | 4132         | 4183  | 4233  |
| Frequency (MHz)             | 1852.4        | 1880.0 | 1907.6 | 826.4        | 836.6 | 846.6 |
| RMC 12.2k                   | 22.3          | 22.4   | 22.49  | 24.12        | 24.28 | 24.66 |
| HSDPA Subtest-1             | 20.34         | 21.58  | 22     | 22.47        | 22.85 | 23.52 |
| HSDPA Subtest-2             | 20.38         | 21.55  | 21.98  | 22.39        | 22.79 | 23.44 |
| HSDPA Subtest-3             | 20.24         | 21.42  | 21.96  | 22.29        | 22.65 | 23.32 |
| HSDPA Subtest-4             | 20.26         | 21.44  | 21.84  | 22.17        | 22.63 | 23.37 |
| HSUPA Subtest-1             | 22.17         | 22.26  | 22.18  | 22.37        | 22.39 | 22.42 |
| HSUPA Subtest-2             | 22.15         | 22.23  | 22.15  | 22.31        | 22.33 | 22.34 |
| HSUPA Subtest-3             | 22.18         | 22.19  | 22.06  | 22.23        | 22.29 | 22.29 |
| HSUPA Subtest-4             | 22.12         | 22.13  | 22.04  | 22.15        | 22.17 | 22.19 |
| HSUPA Subtest-5             | 22.10         | 22.08  | 22.01  | 22.04        | 22.11 | 22.17 |

| WCDMA - Average Power (dBm) |               |        |        |  |  |  |
|-----------------------------|---------------|--------|--------|--|--|--|
| Band                        | WCDMA Band IV |        |        |  |  |  |
| Channel                     | 1312          | 1412   | 1513   |  |  |  |
| Frequency (MHz)             | 1712.4        | 1732.4 | 1752.6 |  |  |  |
| RMC 12.2k                   | 24.42         | 23.75  | 23.77  |  |  |  |
| HSDPA Subtest-1             | 23.23         | 22.48  | 21.05  |  |  |  |
| HSDPA Subtest-2             | 23.13         | 22.30  | 21.06  |  |  |  |
| HSDPA Subtest-3             | 22.60         | 22.28  | 21.00  |  |  |  |
| HSDPA Subtest-4             | 22.43         | 22.12  | 20.99  |  |  |  |
| HSUPA Subtest-1             | 21.78         | 21.19  | 20.45  |  |  |  |
| HSUPA Subtest-2             | 21.67         | 21.09  | 21.38  |  |  |  |
| HSUPA Subtest-3             | 21.63         | 21.04  | 21.24  |  |  |  |
| HSUPA Subtest-4             | 21.47         | 21.00  | 21.17  |  |  |  |
| HSUPA Subtest-5             | 21.39         | 21.03  | 21.14  |  |  |  |

**Remark:**

1. For Body SAR, per KDB 941225 D01 v03, RMC 12.2kbps setting is used to evaluate SAR. If HSDPA subset-1 output power is < 1/4 dB higher than RMC, and SAR with RMC 12.2kbps setting is  $\leq 1.2\text{W/kg}$ , HSDPA SAR evaluation can be excluded.

**LTE Band 2:**

| Channel Bandwidth: 1.4 MHz |         |                  |        |                     |  |
|----------------------------|---------|------------------|--------|---------------------|--|
| Modulation                 | Channel | RB Configuration |        | Average Power [dBm] |  |
|                            |         | Size             | Offset |                     |  |
| QPSK                       | LCH     | 1                | 0      | 24.71               |  |
|                            |         | 1                | 3      | 24.67               |  |
|                            |         | 1                | 5      | 24.65               |  |
|                            |         | 3                | 0      | 24.66               |  |
|                            |         | 3                | 2      | 24.72               |  |
|                            |         | 3                | 3      | 24.68               |  |
|                            |         | 6                | 0      | 23.64               |  |
|                            | MCH     | 1                | 0      | 24.21               |  |
|                            |         | 1                | 3      | 24.09               |  |
|                            |         | 1                | 5      | 24.09               |  |
|                            |         | 3                | 0      | 24.13               |  |
|                            |         | 3                | 2      | 23.86               |  |
|                            |         | 3                | 3      | 23.79               |  |
|                            |         | 6                | 0      | 23.01               |  |
|                            | HCH     | 1                | 0      | 21.99               |  |
|                            |         | 1                | 3      | 21.93               |  |
|                            |         | 1                | 5      | 21.90               |  |
|                            |         | 3                | 0      | 22.08               |  |
|                            |         | 3                | 2      | 22.04               |  |
|                            |         | 3                | 3      | 21.99               |  |
|                            |         | 6                | 0      | 21.20               |  |
| 16QAM                      | LCH     | 1                | 0      | 23.77               |  |
|                            |         | 1                | 3      | 23.79               |  |
|                            |         | 1                | 5      | 23.76               |  |
|                            |         | 3                | 0      | 23.73               |  |
|                            |         | 3                | 2      | 23.67               |  |
|                            |         | 3                | 3      | 23.73               |  |
|                            |         | 6                | 0      | 22.51               |  |
|                            | MCH     | 1                | 0      | 23.47               |  |
|                            |         | 1                | 3      | 23.42               |  |
|                            |         | 1                | 5      | 23.43               |  |
|                            |         | 3                | 0      | 23.04               |  |
|                            |         | 3                | 2      | 23.06               |  |
|                            |         | 3                | 3      | 23.03               |  |
|                            |         | 6                | 0      | 21.95               |  |
| HCH                        | 1       | 0                | 21.33  |                     |  |
|                            | 1       | 3                | 21.28  |                     |  |

|  |  |   |   |       |  |
|--|--|---|---|-------|--|
|  |  | 1 | 5 | 21.25 |  |
|  |  | 3 | 0 | 21.36 |  |
|  |  | 3 | 2 | 21.30 |  |
|  |  | 3 | 3 | 21.31 |  |
|  |  | 6 | 0 | 21.68 |  |

| Channel Bandwidth: 3 MHz |         |                  |        |                     |  |
|--------------------------|---------|------------------|--------|---------------------|--|
| Modulation               | Channel | RB Configuration |        | Average Power [dBm] |  |
|                          |         | Size             | Offset |                     |  |
| QPSK                     | LCH     | 1                | 0      | 24.55               |  |
|                          |         | 1                | 7      | 24.53               |  |
|                          |         | 1                | 14     | 24.51               |  |
|                          |         | 8                | 0      | 23.63               |  |
|                          |         | 8                | 4      | 23.59               |  |
|                          |         | 8                | 7      | 23.57               |  |
|                          |         | 15               | 0      | 23.65               |  |
|                          | MCH     | 1                | 0      | 23.78               |  |
|                          |         | 1                | 7      | 23.70               |  |
|                          |         | 1                | 14     | 23.63               |  |
|                          |         | 8                | 0      | 23.01               |  |
|                          |         | 8                | 4      | 22.94               |  |
|                          |         | 8                | 7      | 22.91               |  |
|                          |         | 15               | 0      | 23.00               |  |
|                          | HCH     | 1                | 0      | 22.20               |  |
|                          |         | 1                | 7      | 22.06               |  |
|                          |         | 1                | 14     | 21.96               |  |
|                          |         | 8                | 0      | 21.29               |  |
|                          |         | 8                | 4      | 21.22               |  |
|                          |         | 8                | 7      | 21.22               |  |
|                          |         | 15               | 0      | 21.28               |  |
| 16QAM                    | LCH     | 1                | 0      | 23.85               |  |
|                          |         | 1                | 7      | 23.86               |  |
|                          |         | 1                | 14     | 23.84               |  |
|                          |         | 8                | 0      | 22.66               |  |
|                          |         | 8                | 4      | 22.65               |  |
|                          |         | 8                | 7      | 22.69               |  |
|                          |         | 15               | 0      | 22.64               |  |
|                          | MCH     | 1                | 0      | 23.36               |  |
|                          |         | 1                | 7      | 23.18               |  |
|                          |         | 1                | 14     | 23.09               |  |
|                          |         | 8                | 0      | 22.12               |  |
|                          |         | 8                | 4      | 22.12               |  |
|                          |         | 8                | 7      | 21.98               |  |

|  |     |    |    |       |  |
|--|-----|----|----|-------|--|
|  |     | 15 | 0  | 22.05 |  |
|  | HCH | 1  | 0  | 21.59 |  |
|  |     | 1  | 7  | 21.58 |  |
|  |     | 1  | 14 | 21.42 |  |
|  |     | 8  | 0  | 22.23 |  |
|  |     | 8  | 4  | 22.16 |  |
|  |     | 8  | 7  | 22.18 |  |
|  |     | 15 | 0  | 22.29 |  |

| Channel Bandwidth: 5 MHz |         |                  |        |                     |  |
|--------------------------|---------|------------------|--------|---------------------|--|
| Modulation               | Channel | RB Configuration |        | Average Power [dBm] |  |
|                          |         | Size             | Offset |                     |  |
| QPSK                     | LCH     | 1                | 0      | 24.79               |  |
|                          |         | 1                | 12     | 24.74               |  |
|                          |         | 1                | 24     | 24.73               |  |
|                          |         | 12               | 0      | 23.68               |  |
|                          |         | 12               | 6      | 23.62               |  |
|                          |         | 12               | 13     | 23.67               |  |
|                          |         | 25               | 0      | 23.70               |  |
|                          | MCH     | 1                | 0      | 24.01               |  |
|                          |         | 1                | 12     | 23.82               |  |
|                          |         | 1                | 24     | 23.70               |  |
|                          |         | 12               | 0      | 23.10               |  |
|                          |         | 12               | 6      | 23.00               |  |
|                          |         | 12               | 13     | 22.97               |  |
|                          |         | 25               | 0      | 22.98               |  |
|                          | HCH     | 1                | 0      | 22.30               |  |
|                          |         | 1                | 12     | 22.08               |  |
|                          |         | 1                | 24     | 21.86               |  |
|                          |         | 12               | 0      | 21.41               |  |
|                          |         | 12               | 6      | 21.31               |  |
|                          |         | 12               | 13     | 21.24               |  |
|                          |         | 25               | 0      | 21.31               |  |
| 16QAM                    | LCH     | 1                | 0      | 24.01               |  |
|                          |         | 1                | 12     | 24.02               |  |
|                          |         | 1                | 24     | 23.98               |  |
|                          |         | 12               | 0      | 22.75               |  |
|                          |         | 12               | 6      | 22.73               |  |
|                          |         | 12               | 13     | 22.72               |  |
|                          |         | 25               | 0      | 22.70               |  |
|                          | MCH     | 1                | 0      | 23.58               |  |
|                          |         | 1                | 12     | 23.41               |  |
|                          |         | 1                | 24     | 23.24               |  |

|  |     |    |    |       |  |
|--|-----|----|----|-------|--|
|  |     | 12 | 0  | 22.21 |  |
|  |     | 12 | 6  | 22.16 |  |
|  |     | 12 | 13 | 22.01 |  |
|  |     | 25 | 0  | 22.04 |  |
|  | HCH | 1  | 0  | 21.63 |  |
|  |     | 1  | 12 | 21.45 |  |
|  |     | 1  | 24 | 21.21 |  |
|  |     | 12 | 0  | 21.43 |  |
|  |     | 12 | 6  | 21.33 |  |
|  |     | 12 | 13 | 21.26 |  |
|  |     | 25 | 0  | 21.30 |  |

| Channel Bandwidth: 10 MHz |         |                  |        |                     |  |
|---------------------------|---------|------------------|--------|---------------------|--|
| Modulation                | Channel | RB Configuration |        | Average Power [dBm] |  |
|                           |         | Size             | Offset |                     |  |
| QPSK                      | LCH     | 1                | 0      | 24.81               |  |
|                           |         | 1                | 24     | 24.65               |  |
|                           |         | 1                | 49     | 24.64               |  |
|                           |         | 25               | 0      | 23.83               |  |
|                           |         | 25               | 12     | 23.74               |  |
|                           |         | 25               | 25     | 23.73               |  |
|                           |         | 50               | 0      | 23.66               |  |
|                           | MCH     | 1                | 0      | 24.12               |  |
|                           |         | 1                | 24     | 23.71               |  |
|                           |         | 1                | 49     | 23.46               |  |
|                           |         | 25               | 0      | 23.22               |  |
|                           |         | 25               | 12     | 23.01               |  |
|                           |         | 25               | 25     | 22.87               |  |
|                           |         | 50               | 0      | 23.00               |  |
|                           | HCH     | 1                | 0      | 22.83               |  |
|                           |         | 1                | 24     | 22.25               |  |
|                           |         | 1                | 49     | 22.06               |  |
|                           |         | 25               | 0      | 21.69               |  |
|                           |         | 25               | 12     | 21.42               |  |
|                           |         | 25               | 25     | 21.30               |  |
|                           |         | 50               | 0      | 21.43               |  |
| 16QAM                     | LCH     | 1                | 0      | 24.13               |  |
|                           |         | 1                | 24     | 23.95               |  |
|                           |         | 1                | 49     | 23.94               |  |
|                           |         | 25               | 0      | 22.76               |  |
|                           |         | 25               | 12     | 22.58               |  |
|                           |         | 25               | 25     | 22.63               |  |
|                           |         | 50               | 0      | 22.63               |  |

|  |     |    |    |       |  |
|--|-----|----|----|-------|--|
|  | MCH | 1  | 0  | 23.74 |  |
|  |     | 1  | 24 | 23.24 |  |
|  |     | 1  | 49 | 22.97 |  |
|  |     | 25 | 0  | 22.23 |  |
|  |     | 25 | 12 | 21.97 |  |
|  |     | 25 | 25 | 21.91 |  |
|  |     | 50 | 0  | 22.04 |  |
|  | HCH | 1  | 0  | 22.34 |  |
|  |     | 1  | 24 | 21.70 |  |
|  |     | 1  | 49 | 21.59 |  |
|  |     | 25 | 0  | 21.72 |  |
|  |     | 25 | 12 | 21.42 |  |
|  |     | 25 | 25 | 21.30 |  |
|  |     | 50 | 0  | 21.49 |  |

| Channel Bandwidth: 15 MHz |         |                  |        |                     |  |
|---------------------------|---------|------------------|--------|---------------------|--|
| Modulation                | Channel | RB Configuration |        | Average Power [dBm] |  |
|                           |         | Size             | Offset |                     |  |
| QPSK                      | LCH     | 1                | 0      | 24.08               |  |
|                           |         | 1                | 37     | 24.13               |  |
|                           |         | 1                | 74     | 24.35               |  |
|                           |         | 37               | 0      | 23.91               |  |
|                           |         | 37               | 18     | 23.69               |  |
|                           |         | 37               | 38     | 23.69               |  |
|                           |         | 75               | 0      | 23.77               |  |
|                           | MCH     | 1                | 0      | 24.44               |  |
|                           |         | 1                | 37     | 23.72               |  |
|                           |         | 1                | 74     | 23.40               |  |
|                           |         | 37               | 0      | 23.43               |  |
|                           |         | 37               | 18     | 23.04               |  |
|                           |         | 37               | 38     | 22.87               |  |
|                           |         | 75               | 0      | 23.11               |  |
|                           | HCH     | 1                | 0      | 23.24               |  |
|                           |         | 1                | 37     | 22.25               |  |
|                           |         | 1                | 74     | 21.96               |  |
|                           |         | 37               | 0      | 22.07               |  |
|                           |         | 37               | 18     | 21.59               |  |
|                           |         | 37               | 38     | 21.32               |  |
|                           |         | 75               | 0      | 21.72               |  |
| 16QAM                     | LCH     | 1                | 0      | 24.39               |  |
|                           |         | 1                | 37     | 23.81               |  |
|                           |         | 1                | 74     | 23.86               |  |
|                           |         | 37               | 0      | 22.88               |  |

|    |     |    |       |       |  |
|----|-----|----|-------|-------|--|
|    |     | 37 | 18    | 22.64 |  |
|    |     | 37 | 38    | 22.66 |  |
|    |     | 75 | 0     | 22.73 |  |
|    | MCH | 1  | 0     | 24.16 |  |
|    |     | 1  | 37    | 23.32 |  |
|    |     | 1  | 74    | 23.09 |  |
|    |     | 37 | 0     | 22.41 |  |
|    |     | 37 | 18    | 21.98 |  |
|    |     | 37 | 38    | 21.86 |  |
|    |     | 75 | 0     | 22.12 |  |
|    | HCH | 1  | 0     | 22.75 |  |
|    |     | 1  | 37    | 21.80 |  |
|    |     | 1  | 74    | 21.52 |  |
|    |     | 37 | 0     | 21.03 |  |
|    |     | 37 | 18    | 21.62 |  |
| 37 |     | 38 | 21.37 |       |  |
| 75 |     | 0  | 21.69 |       |  |

| Channel Bandwidth: 20 MHz |         |                  |        |                     |  |
|---------------------------|---------|------------------|--------|---------------------|--|
| Modulation                | Channel | RB Configuration |        | Average Power [dBm] |  |
|                           |         | Size             | Offset |                     |  |
| QPSK                      | LCH     | 1                | 0      | 24.88               |  |
|                           |         | 1                | 49     | 24.83               |  |
|                           |         | 1                | 99     | 23.99               |  |
|                           |         | 50               | 0      | 23.90               |  |
|                           |         | 50               | 25     | 23.61               |  |
|                           |         | 50               | 50     | 23.52               |  |
|                           |         | 100              | 0      | 23.61               |  |
|                           | MCH     | 1                | 0      | 24.47               |  |
|                           |         | 1                | 49     | 23.65               |  |
|                           |         | 1                | 99     | 23.05               |  |
|                           |         | 50               | 0      | 23.45               |  |
|                           |         | 50               | 25     | 22.85               |  |
|                           |         | 50               | 50     | 22.60               |  |
|                           |         | 100              | 0      | 22.98               |  |
|                           | HCH     | 1                | 0      | 23.58               |  |
|                           |         | 1                | 49     | 22.31               |  |
|                           |         | 1                | 99     | 21.81               |  |
|                           |         | 50               | 0      | 22.32               |  |
|                           |         | 50               | 25     | 21.68               |  |
|                           |         | 50               | 50     | 21.36               |  |
|                           |         | 100              | 0      | 21.91               |  |
| 16QAM                     | LCH     | 1                | 0      | 24.10               |  |

|  |     |     |       |       |  |
|--|-----|-----|-------|-------|--|
|  |     | 1   | 49    | 23.69 |  |
|  |     | 1   | 99    | 23.31 |  |
|  |     | 50  | 0     | 22.76 |  |
|  |     | 50  | 25    | 22.50 |  |
|  |     | 50  | 50    | 22.45 |  |
|  |     | 100 | 0     | 22.55 |  |
|  | MCH | 1   | 0     | 23.94 |  |
|  |     | 1   | 49    | 23.07 |  |
|  |     | 1   | 99    | 22.64 |  |
|  |     | 50  | 0     | 22.37 |  |
|  |     | 50  | 25    | 21.76 |  |
|  |     | 50  | 50    | 21.52 |  |
|  | HCH | 100 | 0     | 21.95 |  |
|  |     | 1   | 0     | 23.14 |  |
|  |     | 1   | 49    | 21.85 |  |
|  |     | 1   | 99    | 21.36 |  |
|  |     | 50  | 0     | 21.28 |  |
|  |     | 50  | 25    | 21.64 |  |
|  |     | 50  | 50    | 22.38 |  |
|  | 100 | 0   | 21.83 |       |  |

**LTE Band 4:**

| Channel Bandwidth: 1.4 MHz |         |                  |        |                     |         |
|----------------------------|---------|------------------|--------|---------------------|---------|
| Modulation                 | Channel | RB Configuration |        | Average Power [dBm] | Verdict |
|                            |         | Size             | Offset |                     |         |
| QPSK                       | LCH     | 1                | 0      | 24.18               |         |
|                            |         | 1                | 3      | 24.05               |         |
|                            |         | 1                | 5      | 24.07               |         |
|                            |         | 3                | 0      | 23.96               |         |
|                            |         | 3                | 2      | 23.92               |         |
|                            |         | 3                | 3      | 23.91               |         |
|                            |         | 6                | 0      | 22.91               |         |
|                            | MCH     | 1                | 0      | 23.13               |         |
|                            |         | 1                | 3      | 23.09               |         |
|                            |         | 1                | 5      | 23.13               |         |
|                            |         | 3                | 0      | 23.10               |         |
|                            |         | 3                | 2      | 23.05               |         |
|                            |         | 3                | 3      | 23.02               |         |
|                            |         | 6                | 0      | 22.01               |         |
|                            | HCH     | 1                | 0      | 22.62               |         |
|                            |         | 1                | 3      | 22.55               |         |



|       |     |   |   |       |  |
|-------|-----|---|---|-------|--|
|       |     | 1 | 5 | 22.61 |  |
|       |     | 3 | 0 | 22.71 |  |
|       |     | 3 | 2 | 22.71 |  |
|       |     | 3 | 3 | 22.72 |  |
|       |     | 6 | 0 | 21.54 |  |
| 16QAM | LCH | 1 | 0 | 23.12 |  |
|       |     | 1 | 3 | 23.10 |  |
|       |     | 1 | 5 | 23.13 |  |
|       |     | 3 | 0 | 23.02 |  |
|       |     | 3 | 2 | 22.93 |  |
|       |     | 3 | 3 | 22.94 |  |
|       |     | 6 | 0 | 21.80 |  |
|       | MCH | 1 | 0 | 22.40 |  |
|       |     | 1 | 3 | 22.44 |  |
|       |     | 1 | 5 | 22.42 |  |
|       |     | 3 | 0 | 22.01 |  |
|       |     | 3 | 2 | 22.02 |  |
|       |     | 3 | 3 | 21.99 |  |
|       |     | 6 | 0 | 20.88 |  |
|       | HCH | 1 | 0 | 21.92 |  |
|       |     | 1 | 3 | 21.89 |  |
|       |     | 1 | 5 | 21.92 |  |
|       |     | 3 | 0 | 21.52 |  |
|       |     | 3 | 2 | 21.54 |  |
|       |     | 3 | 3 | 21.57 |  |
|       |     | 6 | 0 | 21.58 |  |

| Channel Bandwidth: 3 MHz |         |                  |        |                     |  |
|--------------------------|---------|------------------|--------|---------------------|--|
| Modulation               | Channel | RB Configuration |        | Average Power [dBm] |  |
|                          |         | Size             | Offset |                     |  |
| QPSK                     | LCH     | 1                | 0      | 23.86               |  |
|                          |         | 1                | 7      | 23.77               |  |
|                          |         | 1                | 14     | 23.71               |  |
|                          |         | 8                | 0      | 22.82               |  |
|                          |         | 8                | 4      | 22.73               |  |
|                          |         | 8                | 7      | 22.68               |  |
|                          |         | 15               | 0      | 22.77               |  |
|                          | MCH     | 1                | 0      | 23.02               |  |
|                          |         | 1                | 7      | 22.84               |  |
|                          |         | 1                | 14     | 22.85               |  |
|                          |         | 8                | 0      | 21.96               |  |
|                          |         | 8                | 4      | 21.92               |  |
|                          |         | 8                | 7      | 21.92               |  |

|       |     |    |    |       |  |
|-------|-----|----|----|-------|--|
|       | HCH | 15 | 0  | 21.99 |  |
|       |     | 1  | 0  | 22.70 |  |
|       |     | 1  | 7  | 22.55 |  |
|       |     | 1  | 14 | 22.59 |  |
|       |     | 8  | 0  | 21.68 |  |
|       |     | 8  | 4  | 21.58 |  |
|       |     | 8  | 7  | 21.63 |  |
|       |     | 15 | 0  | 21.54 |  |
| 16QAM | LCH | 1  | 0  | 23.08 |  |
|       |     | 1  | 7  | 23.07 |  |
|       |     | 1  | 14 | 22.96 |  |
|       |     | 8  | 0  | 21.87 |  |
|       |     | 8  | 4  | 21.82 |  |
|       |     | 8  | 7  | 21.78 |  |
|       |     | 15 | 0  | 21.74 |  |
|       | MCH | 1  | 0  | 22.23 |  |
|       |     | 1  | 7  | 22.16 |  |
|       |     | 1  | 14 | 22.08 |  |
|       |     | 8  | 0  | 21.00 |  |
|       |     | 8  | 4  | 21.02 |  |
|       |     | 8  | 7  | 21.03 |  |
|       |     | 15 | 0  | 20.94 |  |
|       | HCH | 1  | 0  | 22.06 |  |
|       |     | 1  | 7  | 21.95 |  |
|       |     | 1  | 14 | 21.94 |  |
|       |     | 8  | 0  | 21.51 |  |
|       |     | 8  | 4  | 21.45 |  |
|       |     | 8  | 7  | 21.48 |  |
|       |     | 15 | 0  | 21.51 |  |

| Channel Bandwidth: 5 MHz |         |                  |        |                     |  |
|--------------------------|---------|------------------|--------|---------------------|--|
| Modulation               | Channel | RB Configuration |        | Average Power [dBm] |  |
|                          |         | Size             | Offset |                     |  |
| QPSK                     | LCH     | 1                | 0      | 23.95               |  |
|                          |         | 1                | 12     | 23.76               |  |
|                          |         | 1                | 24     | 23.65               |  |
|                          |         | 12               | 0      | 22.78               |  |
|                          |         | 12               | 6      | 22.71               |  |
|                          |         | 12               | 13     | 22.67               |  |
|                          |         | 25               | 0      | 22.75               |  |
|                          | MCH     | 1                | 0      | 23.21               |  |
|                          |         | 1                | 12     | 23.04               |  |
|                          |         | 1                | 24     | 22.96               |  |

|     |     |       |       |       |    |       |  |
|-----|-----|-------|-------|-------|----|-------|--|
|     |     | 12    | 0     | 22.07 |    |       |  |
|     |     | 12    | 6     | 22.03 |    |       |  |
|     |     | 12    | 13    | 21.98 |    |       |  |
|     |     | 25    | 0     | 22.01 |    |       |  |
|     | HCH | 1     | 0     | 22.69 |    |       |  |
|     |     | 1     | 12    | 22.66 |    |       |  |
|     |     | 1     | 24    | 22.53 |    |       |  |
|     |     | 12    | 0     | 21.67 |    |       |  |
|     |     | 12    | 6     | 21.67 |    |       |  |
|     |     | 12    | 13    | 21.68 |    |       |  |
|     |     | 25    | 0     | 21.60 |    |       |  |
|     |     | 16QAM | LCH   | 1     | 0  | 23.24 |  |
|     |     |       |       | 1     | 12 | 23.14 |  |
| 1   | 24  |       |       | 23.04 |    |       |  |
| 12  | 0   |       |       | 21.92 |    |       |  |
| 12  | 6   |       |       | 21.81 |    |       |  |
| 12  | 13  |       |       | 21.74 |    |       |  |
| 25  | 0   |       |       | 21.68 |    |       |  |
| MCH | 1   |       | 0     | 22.46 |    |       |  |
|     | 1   |       | 12    | 22.35 |    |       |  |
|     | 1   |       | 24    | 22.25 |    |       |  |
|     | 12  |       | 0     | 21.18 |    |       |  |
|     | 12  |       | 6     | 21.09 |    |       |  |
|     | 12  |       | 13    | 21.04 |    |       |  |
|     | 25  | 0     | 20.96 |       |    |       |  |
| HCH | 1   | 0     | 21.80 |       |    |       |  |
|     | 1   | 12    | 21.73 |       |    |       |  |
|     | 1   | 24    | 21.68 |       |    |       |  |
|     | 12  | 0     | 21.65 |       |    |       |  |
|     | 12  | 6     | 21.57 |       |    |       |  |
|     | 12  | 13    | 21.55 |       |    |       |  |
|     | 25  | 0     | 21.62 |       |    |       |  |

| Channel Bandwidth: 10 MHz |         |                  |        |                     |  |
|---------------------------|---------|------------------|--------|---------------------|--|
| Modulation                | Channel | RB Configuration |        | Average Power [dBm] |  |
|                           |         | Size             | Offset |                     |  |
| QPSK                      | LCH     | 1                | 0      | 24.11               |  |
|                           |         | 1                | 24     | 23.70               |  |
|                           |         | 1                | 49     | 23.56               |  |
|                           |         | 25               | 0      | 22.91               |  |
|                           |         | 25               | 12     | 22.70               |  |
|                           |         | 25               | 25     | 22.61               |  |
|                           |         | 50               | 0      | 22.68               |  |

|       |     |    |    |       |  |
|-------|-----|----|----|-------|--|
|       | MCH | 1  | 0  | 23.35 |  |
|       |     | 1  | 24 | 22.94 |  |
|       |     | 1  | 49 | 22.89 |  |
|       |     | 25 | 0  | 22.20 |  |
|       |     | 25 | 12 | 21.99 |  |
|       |     | 25 | 25 | 21.94 |  |
|       |     | 50 | 0  | 22.00 |  |
|       | HCH | 1  | 0  | 22.80 |  |
|       |     | 1  | 24 | 22.63 |  |
|       |     | 1  | 49 | 22.63 |  |
|       |     | 25 | 0  | 21.76 |  |
|       |     | 25 | 12 | 21.56 |  |
|       |     | 25 | 25 | 21.52 |  |
|       |     | 50 | 0  | 21.76 |  |
| 16QAM | LCH | 1  | 0  | 23.36 |  |
|       |     | 1  | 24 | 22.97 |  |
|       |     | 1  | 49 | 22.79 |  |
|       |     | 25 | 0  | 21.80 |  |
|       |     | 25 | 12 | 21.59 |  |
|       |     | 25 | 25 | 21.54 |  |
|       |     | 50 | 0  | 21.60 |  |
|       | MCH | 1  | 0  | 22.67 |  |
|       |     | 1  | 24 | 22.21 |  |
|       |     | 1  | 49 | 22.16 |  |
|       |     | 25 | 0  | 21.10 |  |
|       |     | 25 | 12 | 21.91 |  |
|       |     | 25 | 25 | 21.89 |  |
|       |     | 50 | 0  | 21.96 |  |
|       | HCH | 1  | 0  | 22.33 |  |
|       |     | 1  | 24 | 21.98 |  |
|       |     | 1  | 49 | 21.99 |  |
|       |     | 25 | 0  | 21.78 |  |
|       |     | 25 | 12 | 21.65 |  |
|       |     | 25 | 25 | 21.59 |  |
|       |     | 50 | 0  | 21.63 |  |

| Channel Bandwidth: 15 MHz |         |                  |        |                     |  |
|---------------------------|---------|------------------|--------|---------------------|--|
| Modulation                | Channel | RB Configuration |        | Average Power [dBm] |  |
|                           |         | Size             | Offset |                     |  |
| QPSK                      | LCH     | 1                | 0      | 24.38               |  |
|                           |         | 1                | 37     | 23.57               |  |
|                           |         | 1                | 74     | 23.42               |  |
|                           |         | 37               | 0      | 22.98               |  |

|       |     |    |       |       |  |
|-------|-----|----|-------|-------|--|
|       |     | 37 | 18    | 22.60 |  |
|       |     | 37 | 38    | 22.48 |  |
|       |     | 75 | 0     | 22.68 |  |
|       | MCH | 1  | 0     | 23.74 |  |
|       |     | 1  | 37    | 22.87 |  |
|       |     | 1  | 74    | 22.97 |  |
|       |     | 37 | 0     | 22.38 |  |
|       |     | 37 | 18    | 22.06 |  |
|       |     | 37 | 38    | 22.04 |  |
|       |     | 75 | 0     | 22.14 |  |
|       | HCH | 1  | 0     | 23.02 |  |
|       |     | 1  | 37    | 22.41 |  |
|       |     | 1  | 74    | 22.42 |  |
|       |     | 37 | 0     | 21.96 |  |
| 37    |     | 18 | 21.71 |       |  |
| 37    |     | 38 | 21.72 |       |  |
| 75    |     | 0  | 21.84 |       |  |
| 16QAM | LCH | 1  | 0     | 23.66 |  |
|       |     | 1  | 37    | 22.94 |  |
|       |     | 1  | 74    | 22.75 |  |
|       |     | 37 | 0     | 21.85 |  |
|       |     | 37 | 18    | 21.49 |  |
|       |     | 37 | 38    | 21.38 |  |
|       |     | 75 | 0     | 21.63 |  |
|       | MCH | 1  | 0     | 23.13 |  |
|       |     | 1  | 37    | 22.24 |  |
|       |     | 1  | 74    | 22.32 |  |
|       |     | 37 | 0     | 21.37 |  |
|       |     | 37 | 18    | 21.00 |  |
|       |     | 37 | 38    | 21.92 |  |
|       |     | 75 | 0     | 21.12 |  |
|       | HCH | 1  | 0     | 22.57 |  |
|       |     | 1  | 37    | 22.01 |  |
|       |     | 1  | 74    | 21.95 |  |
|       |     | 37 | 0     | 21.92 |  |
|       |     | 37 | 18    | 21.66 |  |
|       |     | 37 | 38    | 21.63 |  |
|       |     | 75 | 0     | 21.78 |  |

| Channel Bandwidth: 20 MHz |         |                  |        |                     |
|---------------------------|---------|------------------|--------|---------------------|
| Modulation                | Channel | RB Configuration |        | Average Power [dBm] |
|                           |         | Size             | Offset |                     |
| QPSK                      | LCH     | 1                | 0      | 24.20               |

|     |       |     |     |       |       |  |
|-----|-------|-----|-----|-------|-------|--|
|     |       | 1   | 49  | 24.40 |       |  |
|     |       | 1   | 99  | 23.03 |       |  |
|     |       | 50  | 0   | 22.81 |       |  |
|     |       | 50  | 25  | 22.33 |       |  |
|     |       | 50  | 50  | 22.19 |       |  |
|     |       | 100 | 0   | 22.49 |       |  |
|     | MCH   | 1   | 0   | 23.52 |       |  |
|     |       | 1   | 49  | 22.67 |       |  |
|     |       | 1   | 99  | 22.53 |       |  |
|     |       | 50  | 0   | 22.33 |       |  |
|     |       | 50  | 25  | 21.96 |       |  |
|     |       | 50  | 50  | 21.87 |       |  |
|     | HCH   | 100 | 0   | 22.04 |       |  |
|     |       | 1   | 0   | 23.17 |       |  |
|     |       | 1   | 49  | 22.40 |       |  |
|     |       | 1   | 99  | 22.27 |       |  |
|     |       | 50  | 0   | 21.92 |       |  |
|     |       | 50  | 25  | 21.65 |       |  |
|     | 16QAM | LCH | 50  | 50    | 21.72 |  |
|     |       |     | 100 | 0     | 21.80 |  |
|     |       |     | 1   | 0     | 23.41 |  |
| 1   |       |     | 49  | 22.55 |       |  |
| 1   |       |     | 99  | 22.26 |       |  |
| 50  |       |     | 0   | 21.69 |       |  |
| MCH |       | 50  | 25  | 21.28 |       |  |
|     |       | 50  | 50  | 21.16 |       |  |
|     |       | 100 | 0   | 21.38 |       |  |
|     |       | 1   | 0   | 22.93 |       |  |
|     |       | 1   | 49  | 22.06 |       |  |
|     |       | 1   | 99  | 22.01 |       |  |
| HCH |       | 50  | 0   | 21.21 |       |  |
|     |       | 50  | 25  | 21.74 |       |  |
|     |       | 50  | 50  | 21.71 |       |  |
|     |       | 100 | 0   | 21.92 |       |  |
|     |       | 1   | 0   | 22.67 |       |  |
|     |       | 1   | 49  | 22.21 |       |  |
|     |       |     | 1   | 99    | 21.84 |  |
|     |       |     | 50  | 0     | 21.96 |  |
|     |       |     | 50  | 25    | 21.68 |  |
|     | 50    |     | 50  | 21.55 |       |  |
|     | 100   |     | 0   | 21.72 |       |  |
|     |       |     |     |       |       |  |

**FDD-LTE Band 13:**

| Channel Bandwidth: 5 MHz |         |                  |        |                     |  |
|--------------------------|---------|------------------|--------|---------------------|--|
| Modulation               | Channel | RB Configuration |        | Average Power [dBm] |  |
|                          |         | Size             | Offset |                     |  |
| QPSK                     | LCH     | 1                | 0      | 23.52               |  |
|                          |         | 1                | 12     | 23.47               |  |
|                          |         | 1                | 24     | 23.22               |  |
|                          |         | 12               | 0      | 22.44               |  |
|                          |         | 12               | 6      | 22.39               |  |
|                          |         | 12               | 13     | 22.29               |  |
|                          |         | 25               | 0      | 22.30               |  |
|                          | MCH     | 1                | 0      | 23.34               |  |
|                          |         | 1                | 12     | 23.15               |  |
|                          |         | 1                | 24     | 22.95               |  |
|                          |         | 12               | 0      | 22.30               |  |
|                          |         | 12               | 6      | 22.14               |  |
|                          |         | 12               | 13     | 22.06               |  |
|                          |         | 25               | 0      | 22.09               |  |
|                          | HCH     | 1                | 0      | 23.04               |  |
|                          |         | 1                | 12     | 22.81               |  |
|                          |         | 1                | 24     | 22.56               |  |
|                          |         | 12               | 0      | 21.99               |  |
|                          |         | 12               | 6      | 21.84               |  |
|                          |         | 12               | 13     | 21.76               |  |
|                          |         | 25               | 0      | 21.93               |  |
| 16QAM                    | LCH     | 1                | 0      | 22.81               |  |
|                          |         | 1                | 12     | 22.74               |  |
|                          |         | 1                | 24     | 22.61               |  |
|                          |         | 12               | 0      | 21.53               |  |
|                          |         | 12               | 6      | 21.43               |  |
|                          |         | 12               | 13     | 21.31               |  |
|                          |         | 25               | 0      | 21.24               |  |
|                          | MCH     | 1                | 0      | 22.41               |  |
|                          |         | 1                | 12     | 22.26               |  |
|                          |         | 1                | 24     | 22.06               |  |
|                          |         | 12               | 0      | 21.15               |  |
|                          |         | 12               | 6      | 21.02               |  |
|                          |         | 12               | 13     | 20.87               |  |
|                          |         | 25               | 0      | 21.04               |  |
| HCH                      | 1       | 0                | 22.14  |                     |  |
|                          | 1       | 12               | 21.91  |                     |  |

|  |  |    |    |       |  |
|--|--|----|----|-------|--|
|  |  | 1  | 24 | 21.73 |  |
|  |  | 12 | 0  | 21.88 |  |
|  |  | 12 | 6  | 21.78 |  |
|  |  | 12 | 13 | 21.72 |  |
|  |  | 25 | 0  | 21.78 |  |

| Channel Bandwidth: 10 MHz |         |                  |        |                     |  |
|---------------------------|---------|------------------|--------|---------------------|--|
| Modulation                | Channel | RB Configuration |        | Average Power [dBm] |  |
|                           |         | Size             | Offset |                     |  |
| QPSK                      | LCH     | 1                | 0      | 22.99               |  |
|                           |         | 1                | 24     | 22.85               |  |
|                           |         | 1                | 49     | 22.32               |  |
|                           |         | 25               | 0      | 22.37               |  |
|                           |         | 25               | 12     | 22.11               |  |
|                           |         | 25               | 25     | 21.97               |  |
|                           |         | 50               | 0      | 22.31               |  |
|                           | MCH     | 1                | 0      | 23.62               |  |
|                           |         | 1                | 24     | 22.93               |  |
|                           |         | 1                | 49     | 22.19               |  |
|                           |         | 25               | 0      | 22.36               |  |
|                           |         | 25               | 12     | 22.05               |  |
|                           |         | 25               | 25     | 21.95               |  |
|                           |         | 50               | 0      | 22.31               |  |
|                           | HCH     | 1                | 0      | 22.99               |  |
|                           |         | 1                | 24     | 22.89               |  |
|                           |         | 1                | 49     | 22.35               |  |
|                           |         | 25               | 0      | 22.36               |  |
|                           |         | 25               | 12     | 22.02               |  |
|                           |         | 25               | 25     | 21.97               |  |
|                           |         | 50               | 0      | 22.28               |  |
| 16QAM                     | LCH     | 1                | 0      | 22.36               |  |
|                           |         | 1                | 24     | 22.12               |  |
|                           |         | 1                | 49     | 21.46               |  |
|                           |         | 25               | 0      | 21.34               |  |
|                           |         | 25               | 12     | 21.09               |  |
|                           |         | 25               | 25     | 21.86               |  |
|                           |         | 50               | 0      | 21.06               |  |
|                           | MCH     | 1                | 0      | 22.39               |  |
|                           |         | 1                | 24     | 22.11               |  |
|                           |         | 1                | 49     | 21.43               |  |
|                           |         | 25               | 0      | 21.32               |  |
|                           |         | 25               | 12     | 21.05               |  |
|                           |         | 25               | 25     | 21.82               |  |



|  |     |    |    |       |  |
|--|-----|----|----|-------|--|
|  | HCH | 50 | 0  | 21.01 |  |
|  |     | 1  | 0  | 22.37 |  |
|  |     | 1  | 24 | 22.09 |  |
|  |     | 1  | 49 | 21.54 |  |
|  |     | 25 | 0  | 21.32 |  |
|  |     | 25 | 12 | 21.07 |  |
|  |     | 25 | 25 | 21.84 |  |
|  |     | 50 | 0  | 21.03 |  |

**LTE Band 17:**

| Channel Bandwidth: 5 MHz |         |                  |        |                     |  |
|--------------------------|---------|------------------|--------|---------------------|--|
| Modulation               | Channel | RB Configuration |        | Average Power [dBm] |  |
|                          |         | Size             | Offset |                     |  |
| QPSK                     | LCH     | 1                | 0      | 24.29               |  |
|                          |         | 1                | 12     | 24.21               |  |
|                          |         | 1                | 24     | 24.22               |  |
|                          |         | 12               | 0      | 23.32               |  |
|                          |         | 12               | 6      | 23.28               |  |
|                          |         | 12               | 13     | 23.25               |  |
|                          |         | 25               | 0      | 23.33               |  |
|                          | MCH     | 1                | 0      | 24.06               |  |
|                          |         | 1                | 12     | 24.16               |  |
|                          |         | 1                | 24     | 24.24               |  |
|                          |         | 12               | 0      | 23.33               |  |
|                          |         | 12               | 6      | 23.41               |  |
|                          |         | 12               | 13     | 23.44               |  |
|                          |         | 25               | 0      | 23.34               |  |
|                          | HCH     | 1                | 0      | 24.20               |  |
|                          |         | 1                | 12     | 24.23               |  |
|                          |         | 1                | 24     | 24.17               |  |
|                          |         | 12               | 0      | 23.35               |  |
|                          |         | 12               | 6      | 23.35               |  |
|                          |         | 12               | 13     | 23.40               |  |
|                          |         | 25               | 0      | 23.34               |  |
| 16QAM                    | LCH     | 1                | 0      | 23.58               |  |
|                          |         | 1                | 12     | 23.54               |  |
|                          |         | 1                | 24     | 23.54               |  |
|                          |         | 12               | 0      | 22.38               |  |
|                          |         | 12               | 6      | 22.32               |  |
|                          |         | 12               | 13     | 22.29               |  |
|                          |         | 25               | 0      | 22.25               |  |
|                          | MCH     | 1                | 0      | 23.22               |  |
|                          |         | 1                | 12     | 23.39               |  |

|  |     |    |    |       |  |
|--|-----|----|----|-------|--|
|  |     | 1  | 24 | 23.38 |  |
|  |     | 12 | 0  | 22.23 |  |
|  |     | 12 | 6  | 22.22 |  |
|  |     | 12 | 13 | 22.26 |  |
|  |     | 25 | 0  | 22.29 |  |
|  | HCH | 1  | 0  | 23.41 |  |
|  |     | 1  | 12 | 23.38 |  |
|  |     | 1  | 24 | 23.26 |  |
|  |     | 12 | 0  | 22.32 |  |
|  |     | 12 | 6  | 22.28 |  |
|  |     | 12 | 13 | 22.29 |  |
|  |     | 25 | 0  | 22.25 |  |

| Channel Bandwidth: 10 MHz |         |                  |        |                     |  |
|---------------------------|---------|------------------|--------|---------------------|--|
| Modulation                | Channel | RB Configuration |        | Average Power [dBm] |  |
|                           |         | Size             | Offset |                     |  |
| QPSK                      | LCH     | 1                | 0      | 24.14               |  |
|                           |         | 1                | 24     | 24.17               |  |
|                           |         | 1                | 49     | 24.17               |  |
|                           |         | 25               | 0      | 23.38               |  |
|                           |         | 25               | 12     | 23.34               |  |
|                           |         | 25               | 25     | 23.27               |  |
|                           |         | 50               | 0      | 23.42               |  |
|                           | MCH     | 1                | 0      | 24.30               |  |
|                           |         | 1                | 24     | 24.27               |  |
|                           |         | 1                | 49     | 24.30               |  |
|                           |         | 25               | 0      | 23.34               |  |
|                           |         | 25               | 12     | 23.33               |  |
|                           |         | 25               | 25     | 23.34               |  |
|                           |         | 50               | 0      | 23.49               |  |
|                           | HCH     | 1                | 0      | 24.08               |  |
|                           |         | 1                | 24     | 24.29               |  |
|                           |         | 1                | 49     | 24.13               |  |
|                           |         | 25               | 0      | 23.40               |  |
|                           |         | 25               | 12     | 23.45               |  |
|                           |         | 25               | 25     | 23.40               |  |
|                           |         | 50               | 0      | 23.37               |  |
| 16QAM                     | LCH     | 1                | 0      | 23.59               |  |
|                           |         | 1                | 24     | 23.57               |  |
|                           |         | 1                | 49     | 23.54               |  |
|                           |         | 25               | 0      | 22.12               |  |
|                           |         | 25               | 12     | 22.17               |  |
|                           |         | 25               | 25     | 22.26               |  |

|  |     |     |    |       |       |
|--|-----|-----|----|-------|-------|
|  |     | 50  | 0  | 22.27 |       |
|  | MCH | 1   | 0  | 23.64 |       |
|  |     | 1   | 24 | 23.71 |       |
|  |     | 1   | 49 | 23.73 |       |
|  |     | 25  | 0  | 22.17 |       |
|  |     | 25  | 12 | 22.30 |       |
|  |     | 25  | 25 | 22.31 |       |
|  |     | 50  | 0  | 22.22 |       |
|  |     | HCH | 1  | 0     | 23.32 |
|  | 1   |     | 24 | 23.58 |       |
|  | 1   |     | 49 | 23.47 |       |
|  | 25  |     | 0  | 22.20 |       |
|  | 25  |     | 12 | 22.13 |       |
|  | 25  |     | 25 | 22.29 |       |
|  | 50  |     | 0  | 22.29 |       |

**Remark:**

- Per KDB941225 D05 v02r05, Start with the largest channel bandwidth and measure SAR for QPSK with 1 RB allocation, using the RB offset and required test channel combination with the highest maximum output power among RB offsets at the upper edge, middle and lower edge of each required test channel. When the reported SAR is  $\leq 0.8$  W/kg, testing of the remaining RB offset configurations and required test channels is not required for 1 RB allocation; otherwise, SAR is required for the remaining required test channels and only for the RB offset configuration with the highest output power for that channel.8 When the reported SAR of a required test channel is  $> 1.45$  W/kg, SAR is required for all three RB offset configurations for that required test channel.
- Per KDB941225 D05 v02r05, the procedures required for 1 RB allocation in section 4.2.1 are applied to measure the SAR for QPSK with 50% RB allocation.
- Per KDB941225 D05 v02r05, For QPSK with 100% RB allocation, SAR is not required when the highest maximum output power for 100 % RB allocation is less than the highest maximum output power in 50% and 1 RB allocations and the highest reported SAR for 1 RB and 50% RB allocation in sections 4.2.1 and 4.2.2 are  $\leq 0.8$  W/kg. Otherwise, SAR is measured for the highest output power channel; and if the reported SAR is  $> 1.45$  W/kg, the remaining required test channels must also be tested.
- Per KDB941225 D05 v02r05, For each modulation besides QPSK; e.g., 16-QAM, 64-QAM, apply the QPSK procedures in sections 4.2.1, 5.2.2 and 4.2.3 to determine the QAM configurations that may need SAR measurement. For each configuration identified as required for testing, SAR is required only when the highest maximum output power for the configuration in the higher order modulation is  $> \frac{1}{2}$  dB higher than the same configuration in QPSK or when the reported SAR for the QPSK configuration is  $> 1.45$  W/kg.

| Antenna 1:WLAN(2.4G) - Maximum Average Power |           |         |                 |                     |
|--|-----------|---------|-----------------|---------------------|
| Test Mode                                    | Data Rate | Channel | Frequency (MHz) | Average Power (dBm) |
| 802.11b                                      | 1Mbps     | CH 01   | 2412            | 17.05               |
|  |           | CH 06   | 2437            | 16.7                |
|  |           | CH 11   | 2462            | 16.47               |
| 802.11g                                      | 54Mbps    | CH 01   | 2412            | 16.46               |
|  |           | CH 06   | 2437            | 16.02               |
|  |           | CH 11   | 2462            | 15.8                |
| 802.11n (20MHz)                              | MCS7      | CH 01   | 2412            | 14.28               |
|  |           | CH 06   | 2437            | 13.83               |
|  |           | CH 11   | 2462            | 13.57               |
| 802.11n (40MHz)                              | MCS7      | CH 03   | 2422            | 12.98               |
|  |           | CH 06   | 2437            | 12.82               |
|  |           | CH 09   | 2452            | 12.55               |

| Antenna 2:WLAN(2.4G) - Maximum Average Power |           |         |                 |                     |
|--|-----------|---------|-----------------|---------------------|
| Test Mode                                    | Data Rate | Channel | Frequency (MHz) | Average Power (dBm) |
| 802.11b                                      | 1Mbps     | CH 01   | 2412            | 16.01               |
|  |           | CH 06   | 2437            | 15.53               |
|  |           | CH 11   | 2462            | 15.28               |
| 802.11g                                      | 54Mbps    | CH 01   | 2412            | 15.5                |
|  |           | CH 06   | 2437            | 14.96               |
|  |           | CH 11   | 2462            | 14.61               |
| 802.11n (20MHz)                              | MCS7      | CH 01   | 2412            | 13.6                |
|  |           | CH 06   | 2437            | 13.11               |
|  |           | CH 11   | 2462            | 12.69               |
| 802.11n (40MHz)                              | MCS7      | CH 03   | 2422            | 12.54               |
|  |           | CH 06   | 2437            | 12.26               |
|  |           | CH 09   | 2452            | 11.93               |

**Remark:**

1. Per KDB 248227 D01 v02r02, choose the highest output power channel to test SAR and determine further SAR exclusion
2. Per KDB 248227 D01 v02r02, if 11g and 11n average output power is higher than 1/4 dB higher than 11b mode, SAR will be verified.
3. For each frequency band, testing at higher data rates and higher order modulations is not required when the maximum average output power for each of these configurations is less than 1/4 dB higher than those measured at the lowest data rate. For 802.11n mode, SAR test according to the highest power channel with correspondence data rates.

| Bluetooth - Maximum Average Power |           |                    |
|-----------------------------------|-----------|--------------------|
| Test Mode                         | Data Rate | Average Power(dBm) |
| GFSK                              | 1Mbps     | 3.051              |
| Pi/4 QDPSK                        | 2Mbps     | 2.682              |
| 8DPSK                             | 3Mbps     | 1.688              |

| Bluetooth - Maximum Average Power |           |         |                 |                     |
|-----------------------------------|-----------|---------|-----------------|---------------------|
| Test Mode                         | Data Rate | Channel | Frequency (MHz) | Average Power (dBm) |
| BLE                               | 1Mbps     | CH 00   | 2402            | -5.768              |
|                                   |           | CH 19   | 2440            | -6.091              |
|                                   |           | CH 39   | 2480            | -5.967              |

**Remark:**

Bluetooth maximum output power is 3.051dBm, and Tune-Up output power is 3.5dBm. Per KDB 447498 D01 V06, the 1-g and 10-g SAR test exclusion thresholds for 100 MHz to 6 GHz at test separation distances  $\leq 50$  mm are determined by:

$[(\text{max. power of channel, including tune-up tolerance, mW}) / (\text{min. test separation distance, mm})] \cdot [\sqrt{f(\text{GHz})}] \leq 3.0$  for 1-g SAR and  $\leq 7.5$  for 10-g extremity SAR, 16 where

- f(GHz) is the RF channel transmit frequency in GHz
- Power and distance are rounded to the nearest mW and mm before calculation<sup>17</sup>
- The result is rounded to one decimal place for comparison

| Tune-Up Power (dBm) | Max. Power (mW) | Distance (mm) | Frequency (GHz) | Result | Limit |
|---------------------|-----------------|---------------|-----------------|--------|-------|
| 3.5                 | 2.24            | 5             | 2.402           | 0.69   | 3     |

The exclusion thresholds is  $0.69 < 3$ , therefore, the RF exposure evaluation is not required.

## 9.2 Test Results for Standalone SAR Test

### Body SAR

| GSM850 – Body SAR Test (Gap: 0mm) |          |                       |           |       |                    |                   |                |              |                     |
|-----------------------------------|----------|-----------------------|-----------|-------|--------------------|-------------------|----------------|--------------|---------------------|
| Plot No.                          | Mode     | Test Position<br>Body | Frequency |       | Output Power (dBm) | Rated Limit (dBm) | Scaling Factor | SAR1g (W/kg) | Scaled SAR1g (W/kg) |
|                                   |          |                       | CH.       | MHz   |                    |                   |                |              |                     |
| 1.                                | GPRS_3TX | Back Side             | 190       | 836.4 | 29.31              | 29.5              | 1.0447         | 0.3265       | 0.3411              |
| 2.                                | GPRS_3TX | Front Side            | 190       | 836.4 | 29.31              | 29.5              | 1.0447         | 0.2328       | 0.2432              |
| 3.                                | GPRS_3TX | Bottom side           | 190       | 836.4 | 29.31              | 29.5              | 1.0447         | 0.2109       | 0.2203              |
| 4.                                | GPRS_3TX | Left side             | 190       | 836.4 | 29.31              | 29.5              | 1.0447         | 0.1083       | 0.1131              |

| GSM1900 – Body SAR Test (Gap: 0mm) |          |                       |           |      |                    |                   |                |              |                     |
|------------------------------------|----------|-----------------------|-----------|------|--------------------|-------------------|----------------|--------------|---------------------|
| Plot No.                           | Mode     | Test Position<br>Body | Frequency |      | Output Power (dBm) | Rated Limit (dBm) | Scaling Factor | SAR1g (W/kg) | Scaled SAR1g (W/kg) |
|                                    |          |                       | CH.       | MHz  |                    |                   |                |              |                     |
| 5.                                 | GPRS_3TX | Back Side             | 661       | 1880 | 26.07              | 26.5              | 1.1041         | 0.2544       | 0.2809              |
| 6.                                 | GPRS_3TX | Front Side            | 661       | 1880 | 26.07              | 26.5              | 1.1041         | 0.2239       | 0.2472              |
| 7.                                 | GPRS_3TX | Bottom side           | 661       | 1880 | 26.07              | 26.5              | 1.1041         | 0.1939       | 0.2141              |
| 8.                                 | GPRS_3TX | Left side             | 661       | 1880 | 26.07              | 26.5              | 1.1041         | 0.0928       | 0.1025              |

| WCDMA Band V – Body SAR Test (Gap: 0mm) |           |                       |           |       |                    |                   |                |              |                     |
|---|-----------|-----------------------|-----------|-------|--------------------|-------------------|----------------|--------------|---------------------|
| Plot No.                                | Mode      | Test Position<br>Body | Frequency |       | Output Power (dBm) | Rated Limit (dBm) | Scaling Factor | SAR1g (W/kg) | Scaled SAR1g (W/kg) |
|   |           |                       | CH.       | MHz   |                    |                   |                |              |                     |
| 9.                                      | RMC 12.2k | Back Side             | 4233      | 846.6 | 24.66              | 25.0              | 1.0814         | 0.2417       | 0.2614              |
| 10.                                     | RMC 12.2k | Front Side            | 4233      | 846.6 | 24.66              | 25.0              | 1.0814         | 0.2192       | 0.2371              |
| 11.                                     | RMC 12.2k | Bottom side           | 4233      | 846.6 | 24.66              | 25.0              | 1.0814         | 0.1763       | 0.1907              |
| 12.                                     | RMC 12.2k | Left side             | 4233      | 846.6 | 24.66              | 25.0              | 1.0814         | 0.1228       | 0.1328              |

| WCDMA Band II – Body SAR Test (Gap: 0mm) |           |                    |           |        |                    |                   |                |              |                     |
|--|-----------|--------------------|-----------|--------|--------------------|-------------------|----------------|--------------|---------------------|
| Plot No.                                 | Mode      | Test Position Body | Frequency |        | Output Power (dBm) | Rated Limit (dBm) | Scaling Factor | SAR1g (W/kg) | Scaled SAR1g (W/kg) |
|  |           |                    | CH.       | MHz    |                    |                   |                |              |                     |
| 13.                                      | RMC 12.2k | Back Side          | 9538      | 1907.6 | 22.49              | 22.5              | 1.0023         | 0.2474       | 0.2480              |
| 14.                                      | RMC 12.2k | Front Side         | 9538      | 1907.6 | 22.49              | 22.5              | 1.0023         | 0.2109       | 0.2114              |
| 15.                                      | RMC 12.2k | Bottom side        | 9538      | 1907.6 | 22.49              | 22.5              | 1.0023         | 0.1591       | 0.1595              |
| 16.                                      | RMC 12.2k | Left side          | 9538      | 1907.6 | 22.49              | 22.5              | 1.0023         | 0.1167       | 0.1170              |

| WCDMA Band IV–Body SAR Test |           |                    |           |        |                    |                   |                |              |                     |
|-----------------------------|-----------|--------------------|-----------|--------|--------------------|-------------------|----------------|--------------|---------------------|
| Plot No.                    | Mode      | Test Position Body | Frequency |        | Output Power (dBm) | Rated Limit (dBm) | Scaling Factor | SAR1g (W/kg) | Scaled SAR1g (W/kg) |
|                             |           |                    | CH.       | MHz    |                    |                   |                |              |                     |
| 17.                         | RMC 12.2k | Back Side          | 1312      | 1712.4 | 24.42              | 24.5              | 1.0186         | 0.3591       | 0.3658              |
| 18.                         | RMC 12.2k | Front Side         | 1312      | 1712.4 | 24.42              | 24.5              | 1.0186         | 0.2472       | 0.2518              |
| 19.                         | RMC 12.2k | Bottom side        | 1312      | 1712.4 | 24.42              | 24.5              | 1.0186         | 0.2573       | 0.2621              |
| 20.                         | RMC 12.2k | Left side          | 1312      | 1712.4 | 24.42              | 24.5              | 1.0186         | 0.2281       | 0.2323              |

| LTE Band 2–Body SAR Test (Gap: 0mm) |                           |                    |           |                    |                   |                |              |                     |     |
|-------------------------------------|---------------------------|--------------------|-----------|--------------------|-------------------|----------------|--------------|---------------------|-----|
| Plot No.                            | Mode                      | Test Position Body | Frequency | Output Power (dBm) | Rated Limit (dBm) | Scaling Factor | SAR1g (W/kg) | Scaled SAR1g (W/kg) |     |
|                                     | Modulation, Bandwidth, RB |                    |           |                    |                   |                |              |                     | MHz |
| 21.                                 | RMC QPSK 20MHz 1RB        | Back Side          | 1860.0    | 24.88              | 25.0              | 1.0280         | 0.3465       | 0.3562              |     |
| 22.                                 | RMC QPSK 20MHz 1RB        | Front Side         | 1860.0    | 24.88              | 25.0              | 1.0280         | 0.2621       | 0.2694              |     |
| 23.                                 | RMC QPSK 20MHz 1RB        | Bottom side        | 1860.0    | 24.88              | 25.0              | 1.0280         | 0.2521       | 0.2592              |     |
| 24.                                 | RMC QPSK 20MHz 1RB        | Left side          | 1860.0    | 24.88              | 25.0              | 1.0280         | 0.1183       | 0.1216              |     |
| 25.                                 | RMC QPSK 20MHz 50%RB      | Back Side          | 1860.0    | 23.90              | 25.0              | 1.2882         | 0.2564       | 0.3303              |     |
| 26.                                 | RMC QPSK 20MHz 50%RB      | Front Side         | 1860.0    | 23.90              | 25.0              | 1.2882         | 0.2049       | 0.2640              |     |
| 27.                                 | RMC QPSK 20MHz 50%RB      | Bottom side        | 1860.0    | 23.90              | 25.0              | 1.2882         | 0.2123       | 0.2735              |     |
| 28.                                 | RMC QPSK 20MHz 50%RB      | Left side          | 1860.0    | 23.90              | 25.0              | 1.2882         | 0.0922       | 0.1188              |     |

| LTE Band 4–Body SAR Test (Gap: 0mm) |                           |                       |            |                    |                   |                |              |                     |
|-------------------------------------|---------------------------|-----------------------|------------|--------------------|-------------------|----------------|--------------|---------------------|
| Plot No.                            | Mode                      | Test Position<br>Body | Freque ncy | Output Power (dBm) | Rated Limit (dBm) | Scaling Factor | SAR1g (W/kg) | Scaled SAR1g (W/kg) |
|                                     | Modulation, Bandwidth, RB |                       | MHz        |                    |                   |                |              |                     |
| 29.                                 | RMC QPSK 20MHz 1RB        | Back Side             | 1720.0     | 24.40              | 24.5              | 1.0233         | 0.3599       | 0.3683              |
| 30.                                 | RMC QPSK 20MHz 1RB        | Front Side            | 1720.0     | 24.40              | 24.5              | 1.0233         | 0.2468       | 0.2525              |
| 31.                                 | RMC QPSK 20MHz 1RB        | Bottom side           | 1720.0     | 24.40              | 24.5              | 1.0233         | 0.2321       | 0.2375              |
| 32.                                 | RMC QPSK 20MHz 1RB        | Left side             | 1720.0     | 24.40              | 24.5              | 1.0233         | 0.1313       | 0.1344              |
| 33.                                 | RMC QPSK 20MHz 50%RB      | Back Side             | 1720.0     | 22.81              | 24.5              | 1.4757         | 0.2032       | 0.2999              |
| 34.                                 | RMC QPSK 20MHz 50%RB      | Front Side            | 1720.0     | 22.81              | 24.5              | 1.4757         | 0.1453       | 0.2144              |
| 35.                                 | RMC QPSK 20MHz 50%RB      | Bottom side           | 1720.0     | 22.81              | 24.5              | 1.4757         | 0.1124       | 0.1659              |
| 36.                                 | RMC QPSK 20MHz 50%RB      | Left side             | 1720.0     | 22.81              | 24.5              | 1.4757         | 0.1055       | 0.1557              |

| LTE Band 13–Body SAR Test (Gap: 0mm) |                           |                       |            |                    |                   |                |              |                     |
|--------------------------------------|---------------------------|-----------------------|------------|--------------------|-------------------|----------------|--------------|---------------------|
| Plot No.                             | Mode                      | Test Position<br>Body | Freque ncy | Output Power (dBm) | Rated Limit (dBm) | Scaling Factor | SAR1g (W/kg) | Scaled SAR1g (W/kg) |
|                                      | Modulation, Bandwidth, RB |                       | MHz        |                    |                   |                |              |                     |
| 37.                                  | RMC QPSK 10MHz 1RB        | Back Side             | 782.0      | 23.62              | 24.0              | 1.0914         | 0.2350       | 0.2565              |
| 38.                                  | RMC QPSK 10MHz 1RB        | Front Side            | 782.0      | 23.62              | 24.0              | 1.0914         | 0.1962       | 0.2141              |
| 39.                                  | RMC QPSK 10MHz 1RB        | Bottom side           | 782.0      | 23.62              | 24.0              | 1.0914         | 0.1672       | 0.1825              |
| 40.                                  | RMC QPSK 10MHz 1RB        | Left side             | 782.0      | 23.62              | 24.0              | 1.0914         | 0.1083       | 0.1182              |
| 41.                                  | RMC QPSK 10MHz 50%RB      | Back Side             | 782.0      | 22.37              | 24.0              | 1.4555         | 0.1689       | 0.2458              |
| 42.                                  | RMC QPSK 10MHz 50%RB      | Front Side            | 782.0      | 22.37              | 24.0              | 1.4555         | 0.1477       | 0.2150              |
| 43.                                  | RMC QPSK 10MHz 50%RB      | Bottom side           | 782.0      | 22.37              | 24.0              | 1.4555         | 0.1163       | 0.1693              |
| 44.                                  | RMC QPSK 10MHz 50%RB      | Left side             | 782.0      | 22.37              | 24.0              | 1.4555         | 0.0936       | 0.1362              |

| LTE Band 17–Body SAR Test (Gap: 0mm) |                       |                       |            |                    |                   |                |              |                     |
|--------------------------------------|-----------------------|-----------------------|------------|--------------------|-------------------|----------------|--------------|---------------------|
| Plot No.                             | Mode                  | Test Position<br>Body | Freque ncy | Output Power (dBm) | Rated Limit (dBm) | Scaling Factor | SAR1g (W/kg) | Scaled SAR1g (W/kg) |
|                                      | Modulation, Bandwidth |                       | MHz        |                    |                   |                |              |                     |
| 45.                                  | RMC,QPSK 10MHz 1RB    | Back Side             | 710.0      | 24.30              | 24.5              | 1.0471         | 0.3084       | 0.3229              |
| 46.                                  | RMC,QPSK 10MHz 1RB    | Front Side            | 710.0      | 24.30              | 24.5              | 1.0471         | 0.2379       | 0.2491              |
| 47.                                  | RMC,QPSK 10MHz 1RB    | Bottom side           | 710.0      | 24.30              | 24.5              | 1.0471         | 0.1713       | 0.1794              |
| 48.                                  | RMC,QPSK 10MHz 1RB    | Left side             | 710.0      | 24.30              | 24.5              | 1.0471         | 0.1103       | 0.1155              |
| 49.                                  | RMC,QPSK 10MHz 50%RB  | Back Side             | 711.0      | 23.45              | 24.5              | 1.2735         | 0.2425       | 0.3088              |
| 50.                                  | RMC,QPSK 10MHz 50%RB  | Front Side            | 711.0      | 23.45              | 24.5              | 1.2735         | 0.1921       | 0.2446              |
| 51.                                  | RMC,QPSK 10MHz 50%RB  | Bottom side           | 711.0      | 23.45              | 24.5              | 1.2735         | 0.1482       | 0.1887              |
| 52.                                  | RMC,QPSK 10MHz 50%RB  | Left side             | 711.0      | 23.45              | 24.5              | 1.2735         | 0.0821       | 0.1046              |



| Antenna 1:WLAN 2.4GHz –Body SAR Test |         |                    |           |      |                    |                   |                |              |                     |
|--------------------------------------|---------|--------------------|-----------|------|--------------------|-------------------|----------------|--------------|---------------------|
| Plot No.                             | Mode    | Test Position Body | Frequency |      | Output Power (dBm) | Rated Limit (dBm) | Scaling Factor | SAR1g (W/kg) | Scaled SAR1g (W/kg) |
|                                      |         |                    | CH.       | MHz  |                    |                   |                |              |                     |
| 53.                                  | 802.11b | Back Side          | 01        | 2412 | 17.05              | 17.5              | 1.1092         | 0.2551       | 0.2830              |
| 54.                                  | 802.11b | Front Side         | 01        | 2412 | 17.05              | 17.5              | 1.1092         | 0.2126       | 0.2358              |
| 55.                                  | 802.11b | Left side          | 01        | 2412 | 17.05              | 17.5              | 1.1092         | 0.0648       | 0.0719              |
| 56.                                  | 802.11b | Top Side           | 01        | 2412 | 17.05              | 17.5              | 1.1092         | 0.3249       | 0.3604              |

| Antenna 2:WLAN 2.4GHz –Body SAR Test |         |                    |           |      |                    |                   |                |              |                     |
|--------------------------------------|---------|--------------------|-----------|------|--------------------|-------------------|----------------|--------------|---------------------|
| Plot No.                             | Mode    | Test Position Body | Frequency |      | Output Power (dBm) | Rated Limit (dBm) | Scaling Factor | SAR1g (W/kg) | Scaled SAR1g (W/kg) |
|                                      |         |                    | CH.       | MHz  |                    |                   |                |              |                     |
| 57.                                  | 802.11b | Back Side          | 01        | 2412 | 16.01              | 16.5              | 1.1194         | 0.1902       | 0.2129              |
| 58.                                  | 802.11b | Front Side         | 01        | 2412 | 16.01              | 16.5              | 1.1194         | 0.2015       | 0.2256              |
| 59.                                  | 802.11b | Top Side           | 01        | 2412 | 16.01              | 16.5              | 1.1194         | 0.1183       | 0.1324              |

Remark: Per KDB 447498 D01 v06 , if the highest output channel SAR for each exposure position  $\leq 0.8$  W/kg other channels SAR tests are not necessary.

### 9.3 Simultaneous Multi-band Transmission SAR Analysis

#### List of Mode for Simultaneous Multi-band Transmission

| No. | Configurations   | Head SAR | Body SAR |
|-----|--|----------|----------|
| 1   | Antenna 1: WLAN(2.4G)(Data) + Antenna 2: WLAN(2.4G)WLAN(Data)  | -        | Yes      |
| 2   | Antenna 1: WLAN(5.2,5.3G)(Data) + Antenna 2: WLAN(5.2,5.3G)WLAN(Data)  |          | Yes      |
| 3   | Antenna 1: WLAN(5.6G)(Data) + Antenna 2: WLAN(5.6G)WLAN(Data)  |          | Yes      |
| 4   | Antenna 1: WLAN(5.8G)(Data) + Antenna 2: WLAN(5.8G)WLAN(Data)  |          | Yes      |
| 5   | GPRS/ EDGE(Data)/WCDMA(Data)/HSDPA(Data)/ HSUPA(Data)/ LTE(Data) + Antenna 1: WLAN(2.4G)(Data) + Antenna 2: WLAN(2.4G) (Data)        | -        | Yes      |
| 6   | GPRS/ EDGE(Data)/WCDMA(Data)/HSDPA(Data)/ HSUPA(Data)/LTE(Data) + Antenna 1: WLAN(5.2,5.3G)(Data) + Antenna 2: WLAN(5.2,5.3G) (Data) | -        | Yes      |
| 7   | GPRS/ EDGE(Data)/WCDMA(Data)/HSDPA(Data)/ HSUPA(Data)/ LTE(Data) + Antenna 1: WLAN(5.6G)(Data) + Antenna 2: WLAN(5.6G) (Data)        | -        | Yes      |
| 8   | GPRS/ EDGE(Data)/WCDMA(Data)/HSDPA(Data)/ HSUPA(Data)/ LTE(Data) + Antenna 1: WLAN(5.8G)(Data) + Antenna 2: WLAN(5.8G) (Data)        | -        | Yes      |
| 9   | GPRS/ EDGE(Data)/WCDMA(Data)/HSDPA(Data)/ HSUPA(Data) /LTE(Data) + Bluetooth(Data)+ Antenna 2: WLAN(2.4G) (Data)                     | -        | Yes      |
| 10  | GPRS/ EDGE(Data)/WCDMA(Data)/HSDPA(Data)/ HSUPA(Data)/ LTE(Data)+ Bluetooth(Data)+ Antenna 2: WLAN(5.3G) (Data)                      | -        | Yes      |
| 11  | GPRS/ EDGE(Data)/WCDMA(Data)/HSDPA(Data)/ HSUPA(Data)/ LTE(Data)+ Bluetooth(Data)+ Antenna 2: WLAN(5.6G) (Data)                      | -        | Yes      |
| 12  | PRS/ EDGE(Data)/WCDMA(Data)/HSDPA(Data)/ HSUPA(Data)/ LTE(Data)+ Bluetooth(Data)+ Antenna 2: WLAN(5.8G) (Data)                       | -        | Yes      |

#### Remark:

1. GSM and WCDMA share the same antenna, and cannot transmit simultaneously.
2. WLAN1and Bluetooth share the same antenna, and cannot transmit simultaneously.
3. According to the KDB 447498 D01v06, when standalone SAR test exclusion applies to an antenna that transmits simultaneously with other antennas, the standalone SAR must be estimated according to following to determine simultaneous transmission SAR test exclusion:

(max. power of channel, including tune-up tolerance, mW)/(min. test separation distance, mm) $^2$ ·[ $\sqrt{f(\text{GHz})}$ ]/x] W/kg for test separation distances  $\leq 50$  mm;

where x = 7.5 for 1-g SAR, and x = 18.75 for 10-g SAR.

For simultaneous transmission analysis, Bluetooth SAR is estimated per KDB 447498 D01v06 as below:

Bluetooth:

| Tune-Up Power (dBm) | Max. Power (mW) | Distance (mm) | Frequency (GHz) | X   | SAR(1g) 5mm |
|---------------------|-----------------|---------------|-----------------|-----|-------------|
| 3.5                 | 2.24            | 5/10          | 2.402           | 7.5 | 0.0926      |

4. 2.4G WiFi and 5G WiFi cannot transmit simultaneously. The report of WLAN(5G) Please refer to the report No BL-SZ16A0274-701.

5. The maximum SAR summation is calculated based on the same configuration and test position.

6. According to the KDB616217 D04 SAR for laptop and tablets v01r02, The standalone and simultaneous transmission SAR tests required for tablets are more conservative than the hotspot mode use configurations; therefore, additional testing for hotspot SAR is not required when the procedures in this document are applied.

**Body SAR**
**WLAN and WLAN**

|                 | <b>Antenna 1: WLAN(2.4G)</b> | <b>Antenna 2: WLAN(2.4G)</b> | <b>Summed SAR<br/>(W/kg)</b> |
|-----------------|------------------------------|------------------------------|------------------------------|
| <b>Position</b> | <b>Scaled SAR<br/>(W/kg)</b> | <b>Scaled SAR<br/>(W/kg)</b> |                              |
| Back            | 0.2830                       | 0.2129                       | <b>0.4959</b>                |
| Front           | 0.2358                       | 0.2256                       | 0.4614                       |
| Top side        | 0.3604                       | 0.1324                       | 0.4928                       |
| Bottom side     | --                           | --                           | --                           |
| Right side      | --                           | --                           | --                           |
| Left side       | 0.0719                       | --                           | 0.0719                       |

|                 | <b>Antenna 1:<br/>WLAN(5.2G,5.3G)</b> | <b>Antenna 2:<br/>WLAN(5.2G,5.3G)</b> | <b>Summed SAR<br/>(W/kg)</b> |
|-----------------|---------------------------------------|---------------------------------------|------------------------------|
| <b>Position</b> | <b>Scaled SAR<br/>(W/kg)</b>          | <b>Scaled SAR<br/>(W/kg)</b>          |                              |
| Back            | 0.412                                 | 0.301                                 | 0.713                        |
| Front           | --                                    | --                                    | --                           |
| Top side        | 0.594                                 | 0.449                                 | <b>1.043</b>                 |
| Bottom side     | --                                    | --                                    | --                           |
| Right side      | --                                    | --                                    | --                           |
| Left side       | 0.666                                 | --                                    | 0.666                        |

|                 | <b>Antenna 1: WLAN(5.6G)</b> | <b>Antenna 2: WLAN(5.6G)</b> | <b>Summed SAR<br/>(W/kg)</b> |
|-----------------|------------------------------|------------------------------|------------------------------|
| <b>Position</b> | <b>Scaled SAR<br/>(W/kg)</b> | <b>Scaled SAR<br/>(W/kg)</b> |                              |
| Back            | 0.270                        | 0.211                        | 0.481                        |
| Front           | --                           | --                           | --                           |
| Top side        | 0.291                        | 0.262                        | <b>0.553</b>                 |
| Bottom side     | --                           | --                           | --                           |
| Right side      | --                           | --                           | --                           |
| Left side       | 0.300                        | --                           | 0.300                        |

|                 | <b>Antenna 1: WLAN(5.8G)</b> | <b>Antenna 2: WLAN(5.8G)</b> | <b>Summed SAR<br/>(W/kg)</b> |
|-----------------|------------------------------|------------------------------|------------------------------|
| <b>Position</b> | <b>Scaled SAR<br/>(W/kg)</b> | <b>Scaled SAR<br/>(W/kg)</b> |                              |
| Back            | 0.288                        | 0.331                        | <b>0.619</b>                 |
| Front           | --                           | --                           | --                           |
| Top side        | 0.269                        | 0.290                        | 0.559                        |
| Bottom side     | --                           | --                           | --                           |
| Right side      | --                           | --                           | --                           |
| Left side       | 0.295                        | --                           | 0.295                        |

**WWAN and WLAN**

|             | WWAN             |                      | Antenna 1:<br>WLAN(2.4G) | Antenna 2:<br>WLAN(2.4G) | Summed<br>SAR<br>(W/kg) |
|-------------|------------------|----------------------|--------------------------|--------------------------|-------------------------|
| Position    | Band             | Scaled SAR<br>(W/kg) | Scaled SAR<br>(W/kg)     | Scaled SAR<br>(W/kg)     |                         |
| Back        | GSM850           | 0.3411               | 0.2830                   | 0.2129                   | 0.837                   |
| Front       | GSM850           | 0.2432               | 0.2358                   | 0.2256                   | 0.7046                  |
| Top side    | GSM850           | --                   | 0.3604                   | 0.1324                   | 0.4928                  |
| Bottom side | GSM850           | 0.2203               | --                       | --                       | 0.2203                  |
| Right side  | GSM850           | --                   | --                       | --                       | --                      |
| Left side   | GSM850           | 0.1131               | 0.0719                   | --                       | 0.185                   |
| Back        | GSM1900          | 0.2809               | 0.2830                   | 0.2129                   | 0.7768                  |
| Front       | GSM1900          | 0.2472               | 0.2358                   | 0.2256                   | 0.7086                  |
| Top side    | GSM1900          | --                   | 0.3604                   | 0.1324                   | 0.4928                  |
| Bottom side | GSM1900          | 0.2141               | --                       | --                       | 0.2141                  |
| Right side  | GSM1900          | --                   | --                       | --                       | --                      |
| Left side   | GSM1900          | 0.1025               | 0.0719                   | --                       | 0.1744                  |
| Back        | WCDMA Band<br>V  | 0.2614               | 0.2830                   | 0.2129                   | 0.7573                  |
| Front       | WCDMA Band<br>V  | 0.2371               | 0.2358                   | 0.2256                   | 0.6985                  |
| Top side    | WCDMA Band<br>V  | --                   | 0.3604                   | 0.1324                   | 0.4928                  |
| Bottom side | WCDMA Band<br>V  | 0.1907               | --                       | --                       | 0.1907                  |
| Right side  | WCDMA Band<br>V  | --                   | --                       | --                       | --                      |
| Left side   | WCDMA Band<br>V  | 0.1328               | 0.0719                   | --                       | 0.2047                  |
| Back        | WCDMA Band<br>II | 0.2480               | 0.2830                   | 0.2129                   | 0.7439                  |
| Front       | WCDMA Band<br>II | 0.2114               | 0.2358                   | 0.2256                   | 0.6728                  |
| Top side    | WCDMA Band<br>II | --                   | 0.3604                   | 0.1324                   | 0.4928                  |
| Bottom side | WCDMA Band<br>II | 0.1595               | --                       | --                       | 0.1595                  |
| Right side  | WCDMA Band<br>II | --                   | --                       | --                       | --                      |
| Left side   | WCDMA Band<br>II | 0.1170               | 0.0719                   | --                       | 0.1889                  |
| Back        | WCDMA Band       | 0.3658               | 0.2830                   | 0.2129                   | 0.8617                  |

|             |               |        |        |        |               |
|-------------|---------------|--------|--------|--------|---------------|
|             | IV            |        |        |        |               |
| Front       | WCDMA Band IV | 0.2518 | 0.2358 | 0.2256 | 0.7132        |
| Top side    | WCDMA Band IV | --     | 0.3604 | 0.1324 | 0.4928        |
| Bottom side | WCDMA Band IV | 0.2621 | --     | --     | 0.2621        |
| Right side  | WCDMA Band IV | --     | --     | --     | --            |
| Left side   | WCDMA Band IV | 0.2323 | 0.0719 | --     | 0.3042        |
| Back        | LTE Band 2    | 0.3562 | 0.2830 | 0.2129 | 0.8521        |
| Front       | LTE Band 2    | 0.2694 | 0.2358 | 0.2256 | 0.7308        |
| Top side    | LTE Band 2    | --     | 0.3604 | 0.1324 | 0.4928        |
| Bottom side | LTE Band 2    | 0.2592 | --     | --     | 0.2592        |
| Right side  | LTE Band 2    | --     | --     | --     | --            |
| Left side   | LTE Band 2    | 0.1216 | 0.0719 | --     | 0.1935        |
| Back        | LTE Band 4    | 0.3683 | 0.2830 | 0.2129 | <b>0.8642</b> |
| Front       | LTE Band 4    | 0.2525 | 0.2358 | 0.2256 | 0.7139        |
| Top side    | LTE Band 4    | --     | 0.3604 | 0.1324 | 0.4928        |
| Bottom side | LTE Band 4    | 0.2375 | --     | --     | 0.2375        |
| Right side  | LTE Band 4    | --     | --     | --     | --            |
| Left side   | LTE Band 4    | 0.1344 | 0.0719 | --     | 0.2063        |
| Back        | LTE Band 13   | 0.2565 | 0.2830 | 0.2129 | 0.7524        |
| Front       | LTE Band 13   | 0.2141 | 0.2358 | 0.2256 | 0.6755        |
| Top side    | LTE Band 13   | --     | 0.3604 | 0.1324 | 0.4928        |
| Bottom side | LTE Band 13   | 0.1825 | --     | --     | 0.1825        |
| Right side  | LTE Band 13   | --     | --     | --     | --            |
| Left side   | LTE Band 13   | 0.1182 | 0.0719 | --     | 0.1901        |
| Back        | LTE Band 17   | 0.3229 | 0.2830 | 0.2129 | 0.8188        |
| Front       | LTE Band 17   | 0.2491 | 0.2358 | 0.2256 | 0.7105        |
| Top side    | LTE Band 17   | --     | 0.3604 | 0.1324 | 0.4928        |
| Bottom side | LTE Band 17   | 0.1794 | --     | --     | 0.1794        |
| Right side  | LTE Band 17   | --     | --     | --     | --            |
| Left side   | LTE Band 17   | 0.1155 | 0.0719 | --     | 0.1874        |

| Position    | WWAN             |                      | Antenna 1:<br>WLAN(5.2G,5.3G) | Antenna 2:<br>WLAN(5.2G,5.3G) | Summed<br>SAR<br>(W/kg) |
|-------------|------------------|----------------------|-------------------------------|-------------------------------|-------------------------|
|             | Band             | Scaled SAR<br>(W/kg) | Scaled SAR<br>(W/kg)          | Scaled SAR<br>(W/kg)          |                         |
| Back        | GSM850           | 0.3411               | 0.412                         | 0.301                         | 1.0541                  |
| Front       | GSM850           | 0.2432               | --                            | --                            | 0.2432                  |
| Top side    | GSM850           | --                   | 0.594                         | 0.449                         | 1.043                   |
| Bottom side | GSM850           | 0.2203               | --                            | --                            | 0.2203                  |
| Right side  | GSM850           | --                   | --                            | --                            | --                      |
| Left side   | GSM850           | 0.1131               | 0.666                         | --                            | 0.7791                  |
| Back        | GSM1900          | 0.2809               | 0.412                         | 0.301                         | 0.9939                  |
| Front       | GSM1900          | 0.2472               | --                            | --                            | 0.2472                  |
| Top side    | GSM1900          | --                   | 0.594                         | 0.449                         | 1.043                   |
| Bottom side | GSM1900          | 0.2141               | --                            | --                            | 0.2141                  |
| Right side  | GSM1900          | --                   | --                            | --                            | --                      |
| Left side   | GSM1900          | 0.1025               | 0.666                         | --                            | 0.7685                  |
| Back        | WCDMA Band<br>V  | 0.2614               | 0.412                         | 0.301                         | 0.9744                  |
| Front       | WCDMA Band<br>V  | 0.2371               | --                            | --                            | 0.2371                  |
| Top side    | WCDMA Band<br>V  | --                   | 0.594                         | 0.449                         | 1.043                   |
| Bottom side | WCDMA Band<br>V  | 0.1907               | --                            | --                            | 0.1907                  |
| Right side  | WCDMA Band<br>V  | --                   | --                            | --                            | --                      |
| Left side   | WCDMA Band<br>V  | 0.1328               | 0.666                         | --                            | 0.7988                  |
| Back        | WCDMA Band<br>II | 0.2480               | 0.412                         | 0.301                         | 0.961                   |
| Front       | WCDMA Band<br>II | 0.2114               | --                            | --                            | 0.2114                  |
| Top side    | WCDMA Band<br>II | --                   | 0.594                         | 0.449                         | 1.043                   |
| Bottom side | WCDMA Band<br>II | 0.1595               | --                            | --                            | 0.1595                  |
| Right side  | WCDMA Band<br>II | --                   | --                            | --                            | --                      |
| Left side   | WCDMA Band<br>II | 0.1170               | 0.666                         | --                            | 0.783                   |
| Back        | WCDMA Band<br>IV | 0.3658               | 0.412                         | 0.301                         | 1.0788                  |

|             |               |        |       |       |               |
|-------------|---------------|--------|-------|-------|---------------|
| Front       | WCDMA Band IV | 0.2518 | --    | --    | 0.2518        |
| Top side    | WCDMA Band IV | --     | 0.594 | 0.449 | 1.043         |
| Bottom side | WCDMA Band IV | 0.2621 | --    | --    | 0.2621        |
| Right side  | WCDMA Band IV | --     | --    | --    | --            |
| Left side   | WCDMA Band IV | 0.2323 | 0.666 | --    | 0.8983        |
| Back        | LTE Band 2    | 0.3562 | 0.412 | 0.301 | 1.0692        |
| Front       | LTE Band 2    | 0.2694 | --    | --    | 0.2694        |
| Top side    | LTE Band 2    | --     | 0.594 | 0.449 | 1.043         |
| Bottom side | LTE Band 2    | 0.2592 | --    | --    | 0.2592        |
| Right side  | LTE Band 2    | --     | --    | --    | --            |
| Left side   | LTE Band 2    | 0.1216 | 0.666 | --    | 0.7876        |
| Back        | LTE Band 4    | 0.3683 | 0.412 | 0.301 | <b>1.0813</b> |
| Front       | LTE Band 4    | 0.2525 | --    | --    | 0.2525        |
| Top side    | LTE Band 4    | --     | 0.594 | 0.449 | 1.043         |
| Bottom side | LTE Band 4    | 0.2375 | --    | --    | 0.2375        |
| Right side  | LTE Band 4    | --     | --    | --    | --            |
| Left side   | LTE Band 4    | 0.1344 | 0.666 | --    | 0.8004        |
| Back        | LTE Band 13   | 0.2565 | 0.412 | 0.301 | 0.9695        |
| Front       | LTE Band 13   | 0.2141 | --    | --    | 0.2141        |
| Top side    | LTE Band 13   | --     | 0.594 | 0.449 | 1.043         |
| Bottom side | LTE Band 13   | 0.1825 | --    | --    | 0.1825        |
| Right side  | LTE Band 13   | --     | --    | --    | --            |
| Left side   | LTE Band 13   | 0.1182 | 0.666 | --    | 0.7842        |
| Back        | LTE Band 17   | 0.3229 | 0.412 | 0.301 | 1.0359        |
| Front       | LTE Band 17   | 0.2491 | --    | --    | 0.2491        |
| Top side    | LTE Band 17   | --     | 0.594 | 0.449 | 1.043         |
| Bottom side | LTE Band 17   | 0.1794 | --    | --    | 0.1794        |
| Right side  | LTE Band 17   | --     | --    | --    | --            |
| Left side   | LTE Band 17   | 0.1155 | 0.666 | --    | 0.7815        |



| Position    | WWAN             |                      | Antenna 1:<br>WLAN(5.6G) | Antenna 2:<br>WLAN(5.6G) | Summed<br>SAR<br>(W/kg) |
|-------------|------------------|----------------------|--------------------------|--------------------------|-------------------------|
|             | Band             | Scaled SAR<br>(W/kg) | Scaled SAR<br>(W/kg)     | Scaled SAR<br>(W/kg)     |                         |
| Back        | GSM850           | 0.3411               | 0.270                    | 0.211                    | 0.8221                  |
| Front       | GSM850           | 0.2432               | --                       | --                       | 0.2432                  |
| Top side    | GSM850           | --                   | 0.291                    | 0.262                    | 0.553                   |
| Bottom side | GSM850           | 0.2203               | --                       | --                       | 0.2203                  |
| Right side  | GSM850           | --                   | --                       | --                       | --                      |
| Left side   | GSM850           | 0.1131               | 0.300                    | --                       | 0.4131                  |
| Back        | GSM1900          | 0.2809               | 0.270                    | 0.211                    | 0.7619                  |
| Front       | GSM1900          | 0.2472               | --                       | --                       | 0.2472                  |
| Top side    | GSM1900          | --                   | 0.291                    | 0.262                    | 0.553                   |
| Bottom side | GSM1900          | 0.2141               | --                       | --                       | 0.2141                  |
| Right side  | GSM1900          | --                   | --                       | --                       | --                      |
| Left side   | GSM1900          | 0.1025               | 0.300                    | --                       | 0.4025                  |
| Back        | WCDMA Band<br>V  | 0.2614               | 0.270                    | 0.211                    | 0.7424                  |
| Front       | WCDMA Band<br>V  | 0.2371               | --                       | --                       | 0.2371                  |
| Top side    | WCDMA Band<br>V  | --                   | 0.291                    | 0.262                    | 0.553                   |
| Bottom side | WCDMA Band<br>V  | 0.1907               | --                       | --                       | 0.1907                  |
| Right side  | WCDMA Band<br>V  | --                   | --                       | --                       | --                      |
| Left side   | WCDMA Band<br>V  | 0.1328               | 0.300                    | --                       | 0.4328                  |
| Back        | WCDMA Band<br>II | 0.2480               | 0.270                    | 0.211                    | 0.729                   |
| Front       | WCDMA Band<br>II | 0.2114               | --                       | --                       | 0.2114                  |
| Top side    | WCDMA Band<br>II | --                   | 0.291                    | 0.262                    | 0.553                   |
| Bottom side | WCDMA Band<br>II | 0.1595               | --                       | --                       | 0.1595                  |
| Right side  | WCDMA Band<br>II | --                   | --                       | --                       | --                      |
| Left side   | WCDMA Band<br>II | 0.1170               | 0.300                    | --                       | 0.417                   |
| Back        | WCDMA Band<br>IV | 0.3658               | 0.270                    | 0.211                    | 0.8468                  |

|             |               |        |       |       |               |
|-------------|---------------|--------|-------|-------|---------------|
| Front       | WCDMA Band IV | 0.2518 | --    | --    | 0.2518        |
| Top side    | WCDMA Band IV | --     | 0.291 | 0.262 | 0.553         |
| Bottom side | WCDMA Band IV | 0.2621 | --    | --    | 0.2621        |
| Right side  | WCDMA Band IV | --     | --    | --    | --            |
| Left side   | WCDMA Band IV | 0.2323 | 0.300 | --    | 0.5323        |
| Back        | LTE Band 2    | 0.3562 | 0.270 | 0.211 | 0.8372        |
| Front       | LTE Band 2    | 0.2694 | --    | --    | 0.2694        |
| Top side    | LTE Band 2    | --     | 0.291 | 0.262 | 0.553         |
| Bottom side | LTE Band 2    | 0.2592 | --    | --    | 0.2592        |
| Right side  | LTE Band 2    | --     | --    | --    | --            |
| Left side   | LTE Band 2    | 0.1216 | 0.300 | --    | 0.4216        |
| Back        | LTE Band 4    | 0.3683 | 0.270 | 0.211 | <b>0.8493</b> |
| Front       | LTE Band 4    | 0.2525 | --    | --    | 0.2525        |
| Top side    | LTE Band 4    | --     | 0.291 | 0.262 | 0.553         |
| Bottom side | LTE Band 4    | 0.2375 | --    | --    | 0.2375        |
| Right side  | LTE Band 4    | --     | --    | --    | --            |
| Left side   | LTE Band 4    | 0.1344 | 0.300 | --    | 0.4344        |
| Back        | LTE Band 13   | 0.2565 | 0.270 | 0.211 | 0.7375        |
| Front       | LTE Band 13   | 0.2141 | --    | --    | 0.2141        |
| Top side    | LTE Band 13   | --     | 0.291 | 0.262 | 0.553         |
| Bottom side | LTE Band 13   | 0.1825 | --    | --    | 0.1825        |
| Right side  | LTE Band 13   | --     | --    | --    | --            |
| Left side   | LTE Band 13   | 0.1182 | 0.300 | --    | 0.4182        |
| Back        | LTE Band 17   | 0.3229 | 0.270 | 0.211 | 0.8039        |
| Front       | LTE Band 17   | 0.2491 | --    | --    | 0.2491        |
| Top side    | LTE Band 17   | --     | 0.291 | 0.262 | 0.553         |
| Bottom side | LTE Band 17   | 0.1794 | --    | --    | 0.1794        |
| Right side  | LTE Band 17   | --     | --    | --    | --            |
| Left side   | LTE Band 17   | 0.1155 | 0.300 | --    | 0.4155        |

| Position    | WWAN             |                      | Antenna 1:<br>WLAN(5.8G) | Antenna 2:<br>WLAN(5.8G) | Summed<br>SAR<br>(W/kg) |
|-------------|------------------|----------------------|--------------------------|--------------------------|-------------------------|
|             | Band             | Scaled SAR<br>(W/kg) | Scaled SAR<br>(W/kg)     | Scaled SAR<br>(W/kg)     |                         |
| Back        | GSM850           | 0.3411               | 0.288                    | 0.331                    | 0.9601                  |
| Front       | GSM850           | 0.2432               | --                       | --                       | 0.2432                  |
| Top side    | GSM850           | --                   | 0.269                    | 0.290                    | 0.559                   |
| Bottom side | GSM850           | 0.2203               | --                       | --                       | 0.2203                  |
| Right side  | GSM850           | --                   | --                       | --                       | --                      |
| Left side   | GSM850           | 0.1131               | 0.295                    | --                       | 0.4081                  |
| Back        | GSM1900          | 0.2809               | 0.288                    | 0.331                    | 0.8999                  |
| Front       | GSM1900          | 0.2472               | --                       | --                       | 0.2472                  |
| Top side    | GSM1900          | --                   | 0.269                    | 0.290                    | 0.559                   |
| Bottom side | GSM1900          | 0.2141               | --                       | --                       | 0.2141                  |
| Right side  | GSM1900          | --                   | --                       | --                       | --                      |
| Left side   | GSM1900          | 0.1025               | 0.295                    | --                       | 0.3975                  |
| Back        | WCDMA Band<br>V  | 0.2614               | 0.288                    | 0.331                    | 0.8804                  |
| Front       | WCDMA Band<br>V  | 0.2371               | --                       | --                       | 0.2371                  |
| Top side    | WCDMA Band<br>V  | --                   | 0.269                    | 0.290                    | 0.559                   |
| Bottom side | WCDMA Band<br>V  | 0.1907               | --                       | --                       | 0.1907                  |
| Right side  | WCDMA Band<br>V  | --                   | --                       | --                       | --                      |
| Left side   | WCDMA Band<br>V  | 0.1328               | 0.295                    | --                       | 0.4278                  |
| Back        | WCDMA Band<br>II | 0.2480               | 0.288                    | 0.331                    | 0.867                   |
| Front       | WCDMA Band<br>II | 0.2114               | --                       | --                       | 0.2114                  |
| Top side    | WCDMA Band<br>II | --                   | 0.269                    | 0.290                    | 0.559                   |
| Bottom side | WCDMA Band<br>II | 0.1595               | --                       | --                       | 0.1595                  |
| Right side  | WCDMA Band<br>II | --                   | --                       | --                       | --                      |
| Left side   | WCDMA Band<br>II | 0.1170               | 0.295                    | --                       | 0.412                   |
| Back        | WCDMA Band<br>IV | 0.3658               | 0.288                    | 0.331                    | 0.9848                  |

|             |               |        |       |       |               |
|-------------|---------------|--------|-------|-------|---------------|
| Front       | WCDMA Band IV | 0.2518 | --    | --    | 0.2518        |
| Top side    | WCDMA Band IV | --     | 0.269 | 0.290 | 0.559         |
| Bottom side | WCDMA Band IV | 0.2621 | --    | --    | 0.2621        |
| Right side  | WCDMA Band IV | --     | --    | --    | --            |
| Left side   | WCDMA Band IV | 0.2323 | 0.295 | --    | 0.5273        |
| Back        | LTE Band 2    | 0.3562 | 0.288 | 0.331 | 0.9752        |
| Front       | LTE Band 2    | 0.2694 | --    | --    | 0.2694        |
| Top side    | LTE Band 2    | --     | 0.269 | 0.290 | 0.559         |
| Bottom side | LTE Band 2    | 0.2592 | --    | --    | 0.2592        |
| Right side  | LTE Band 2    | --     | --    | --    | --            |
| Left side   | LTE Band 2    | 0.1216 | 0.295 | --    | 0.4166        |
| Back        | LTE Band 4    | 0.3683 | 0.288 | 0.331 | <b>0.9873</b> |
| Front       | LTE Band 4    | 0.2525 | --    | --    | 0.2525        |
| Top side    | LTE Band 4    | --     | 0.269 | 0.290 | 0.559         |
| Bottom side | LTE Band 4    | 0.2375 | --    | --    | 0.2375        |
| Right side  | LTE Band 4    | --     | --    | --    | --            |
| Left side   | LTE Band 4    | 0.1344 | 0.295 | --    | 0.4294        |
| Back        | LTE Band 13   | 0.2565 | 0.288 | 0.331 | 0.8755        |
| Front       | LTE Band 13   | 0.2141 | --    | --    | 0.2141        |
| Top side    | LTE Band 13   | --     | 0.269 | 0.290 | 0.559         |
| Bottom side | LTE Band 13   | 0.1825 | --    | --    | 0.1825        |
| Right side  | LTE Band 13   | --     | --    | --    | --            |
| Left side   | LTE Band 13   | 0.1182 | 0.295 | --    | 0.4132        |
| Back        | LTE Band 17   | 0.3229 | 0.288 | 0.331 | 0.9419        |
| Front       | LTE Band 17   | 0.2491 | --    | --    | 0.2491        |
| Top side    | LTE Band 17   | --     | 0.269 | 0.290 | 0.559         |
| Bottom side | LTE Band 17   | 0.1794 | --    | --    | 0.1794        |
| Right side  | LTE Band 17   | --     | --    | --    | --            |
| Left side   | LTE Band 17   | 0.1155 | 0.295 | --    | 0.4105        |

**WLAN and Bluetooth**

| Position    | WWAN             |                      | Bluetooth            | Antenna 2:<br>WLAN(2.4G) | Summed<br>SAR<br>(W/kg) |
|-------------|------------------|----------------------|----------------------|--------------------------|-------------------------|
|             | Band             | Scaled SAR<br>(W/kg) | Scaled SAR<br>(W/kg) | Scaled SAR<br>(W/kg)     |                         |
| Back        | GSM850           | 0.3411               | 0.0926               | 0.2129                   | 0.6466                  |
| Front       | GSM850           | 0.2432               | 0.0926               | 0.2256                   | 0.5614                  |
| Top side    | GSM850           | --                   | 0.0926               | 0.1324                   | 0.225                   |
| Bottom side | GSM850           | 0.2203               | --                   | --                       | 0.2203                  |
| Right side  | GSM850           | --                   | --                   | --                       | --                      |
| Left side   | GSM850           | 0.1131               | 0.0926               | --                       | 0.2057                  |
| Back        | GSM1900          | 0.2809               | 0.0926               | 0.2129                   | 0.5864                  |
| Front       | GSM1900          | 0.2472               | 0.0926               | 0.2256                   | 0.5654                  |
| Top side    | GSM1900          | --                   | 0.0926               | 0.1324                   | 0.225                   |
| Bottom side | GSM1900          | 0.2141               | --                   | --                       | 0.2141                  |
| Right side  | GSM1900          | --                   | --                   | --                       | --                      |
| Left side   | GSM1900          | 0.1025               | 0.0926               | --                       | 0.1951                  |
| Back        | WCDMA Band<br>V  | 0.2614               | 0.0926               | 0.2129                   | 0.5669                  |
| Front       | WCDMA Band<br>V  | 0.2371               | 0.0926               | 0.2256                   | 0.5553                  |
| Top side    | WCDMA Band<br>V  | --                   | 0.0926               | 0.1324                   | 0.225                   |
| Bottom side | WCDMA Band<br>V  | 0.1907               | --                   | --                       | 0.1907                  |
| Right side  | WCDMA Band<br>V  | --                   | --                   | --                       | --                      |
| Left side   | WCDMA Band<br>V  | 0.1328               | 0.0926               | --                       | 0.2254                  |
| Back        | WCDMA Band<br>II | 0.2480               | 0.0926               | 0.2129                   | 0.5535                  |
| Front       | WCDMA Band<br>II | 0.2114               | 0.0926               | 0.2256                   | 0.5296                  |
| Top side    | WCDMA Band<br>II | --                   | 0.0926               | 0.1324                   | 0.225                   |
| Bottom side | WCDMA Band<br>II | 0.1595               | --                   | --                       | 0.1595                  |
| Right side  | WCDMA Band<br>II | --                   | --                   | --                       | --                      |
| Left side   | WCDMA Band<br>II | 0.1170               | 0.0926               | --                       | 0.2096                  |

|             |               |        |        |        |               |
|-------------|---------------|--------|--------|--------|---------------|
| Back        | WCDMA Band IV | 0.3658 | 0.0926 | 0.2129 | 0.6713        |
| Front       | WCDMA Band IV | 0.2518 | 0.0926 | 0.2256 | 0.57          |
| Top side    | WCDMA Band IV | --     | 0.0926 | 0.1324 | 0.225         |
| Bottom side | WCDMA Band IV | 0.2621 | --     | --     | 0.2621        |
| Right side  | WCDMA Band IV | --     | --     | --     | --            |
| Left side   | WCDMA Band IV | 0.2323 | 0.0926 | --     | 0.3249        |
| Back        | LTE Band 2    | 0.3562 | 0.0926 | 0.2129 | 0.6617        |
| Front       | LTE Band 2    | 0.2694 | 0.0926 | 0.2256 | 0.5876        |
| Top side    | LTE Band 2    | --     | 0.0926 | 0.1324 | 0.225         |
| Bottom side | LTE Band 2    | 0.2592 | --     | --     | 0.2592        |
| Right side  | LTE Band 2    | --     | --     | --     | --            |
| Left side   | LTE Band 2    | 0.1216 | 0.0926 | --     | 0.2142        |
| Back        | LTE Band 4    | 0.3683 | 0.0926 | 0.2129 | <b>0.6738</b> |
| Front       | LTE Band 4    | 0.2525 | 0.0926 | 0.2256 | 0.5707        |
| Top side    | LTE Band 4    | --     | 0.0926 | 0.1324 | 0.225         |
| Bottom side | LTE Band 4    | 0.2375 | --     | --     | 0.2375        |
| Right side  | LTE Band 4    | --     | --     | --     | --            |
| Left side   | LTE Band 4    | 0.1344 | 0.0926 | --     | 0.227         |
| Back        | LTE Band 13   | 0.2565 | 0.0926 | 0.2129 | 0.562         |
| Front       | LTE Band 13   | 0.2141 | 0.0926 | 0.2256 | 0.5323        |
| Top side    | LTE Band 13   | --     | 0.0926 | 0.1324 | 0.225         |
| Bottom side | LTE Band 13   | 0.1825 | --     | --     | 0.1825        |
| Right side  | LTE Band 13   | --     | --     | --     | --            |
| Left side   | LTE Band 13   | 0.1182 | 0.0926 | --     | 0.2108        |
| Back        | LTE Band 17   | 0.3229 | 0.0926 | 0.2129 | 0.6284        |
| Front       | LTE Band 17   | 0.2491 | 0.0926 | 0.2256 | 0.5673        |
| Top side    | LTE Band 17   | --     | 0.0926 | 0.1324 | 0.225         |
| Bottom side | LTE Band 17   | 0.1794 | --     | --     | 0.1794        |
| Right side  | LTE Band 17   | --     | --     | --     | --            |
| Left side   | LTE Band 17   | 0.1155 | 0.0926 | --     | 0.2081        |

| Position    | WWAN             |                      | Bluetooth            | Antenna 2:<br>WLAN(5.3G) | Summed<br>SAR<br>(W/kg) |
|-------------|------------------|----------------------|----------------------|--------------------------|-------------------------|
|             | Band             | Scaled SAR<br>(W/kg) | Scaled SAR<br>(W/kg) | Scaled SAR<br>(W/kg)     |                         |
| Back        | GSM850           | 0.3411               | 0.0926               | 0.307                    | 0.7407                  |
| Front       | GSM850           | 0.2432               | 0.0926               | --                       | 0.3358                  |
| Top side    | GSM850           | --                   | 0.0926               | 0.460                    | 0.5526                  |
| Bottom side | GSM850           | 0.2203               | --                   | --                       | 0.2203                  |
| Right side  | GSM850           | --                   | --                   | --                       | --                      |
| Left side   | GSM850           | 0.1131               | 0.0926               | --                       | 0.2057                  |
| Back        | GSM1900          | 0.2809               | 0.0926               | 0.307                    | 0.6805                  |
| Front       | GSM1900          | 0.2472               | 0.0926               | --                       | 0.3398                  |
| Top side    | GSM1900          | --                   | 0.0926               | 0.460                    | 0.5526                  |
| Bottom side | GSM1900          | 0.2141               | --                   | --                       | 0.2141                  |
| Right side  | GSM1900          | --                   | --                   | --                       | --                      |
| Left side   | GSM1900          | 0.1025               | 0.0926               | --                       | 0.1951                  |
| Back        | WCDMA Band<br>V  | 0.2614               | 0.0926               | 0.307                    | 0.661                   |
| Front       | WCDMA Band<br>V  | 0.2371               | 0.0926               | --                       | 0.3297                  |
| Top side    | WCDMA Band<br>V  | --                   | 0.0926               | 0.460                    | 0.5526                  |
| Bottom side | WCDMA Band<br>V  | 0.1907               | --                   | --                       | 0.1907                  |
| Right side  | WCDMA Band<br>V  | --                   | --                   | --                       | --                      |
| Left side   | WCDMA Band<br>V  | 0.1328               | 0.0926               | --                       | 0.2254                  |
| Back        | WCDMA Band<br>II | 0.2480               | 0.0926               | 0.307                    | 0.6476                  |
| Front       | WCDMA Band<br>II | 0.2114               | 0.0926               | --                       | 0.304                   |
| Top side    | WCDMA Band<br>II | --                   | 0.0926               | 0.460                    | 0.5526                  |
| Bottom side | WCDMA Band<br>II | 0.1595               | --                   | --                       | 0.1595                  |
| Right side  | WCDMA Band<br>II | --                   | --                   | --                       | --                      |
| Left side   | WCDMA Band<br>II | 0.1170               | 0.0926               | --                       | 0.2096                  |
| Back        | WCDMA Band<br>IV | 0.3658               | 0.0926               | 0.307                    | 0.7654                  |

|             |               |        |        |       |               |
|-------------|---------------|--------|--------|-------|---------------|
| Front       | WCDMA Band IV | 0.2518 | 0.0926 | --    | 0.3444        |
| Top side    | WCDMA Band IV | --     | 0.0926 | 0.460 | 0.5526        |
| Bottom side | WCDMA Band IV | 0.2621 | --     | --    | 0.2621        |
| Right side  | WCDMA Band IV | --     | --     | --    | --            |
| Left side   | WCDMA Band IV | 0.2323 | 0.0926 | --    | 0.3249        |
| Back        | LTE Band 2    | 0.3562 | 0.0926 | 0.307 | 0.7558        |
| Front       | LTE Band 2    | 0.2694 | 0.0926 | --    | 0.362         |
| Top side    | LTE Band 2    | --     | 0.0926 | 0.460 | 0.5526        |
| Bottom side | LTE Band 2    | 0.2592 | --     | --    | 0.2592        |
| Right side  | LTE Band 2    | --     | --     | --    | --            |
| Left side   | LTE Band 2    | 0.1216 | 0.0926 | --    | 0.2142        |
| Back        | LTE Band 4    | 0.3683 | 0.0926 | 0.307 | <b>0.7679</b> |
| Front       | LTE Band 4    | 0.2525 | 0.0926 | --    | 0.3451        |
| Top side    | LTE Band 4    | --     | 0.0926 | 0.460 | 0.5526        |
| Bottom side | LTE Band 4    | 0.2375 | --     | --    | 0.2375        |
| Right side  | LTE Band 4    | --     | --     | --    | --            |
| Left side   | LTE Band 4    | 0.1344 | 0.0926 | --    | 0.227         |
| Back        | LTE Band 13   | 0.2565 | 0.0926 | 0.307 | 0.6561        |
| Front       | LTE Band 13   | 0.2141 | 0.0926 | --    | 0.3067        |
| Top side    | LTE Band 13   | --     | 0.0926 | 0.460 | 0.5526        |
| Bottom side | LTE Band 13   | 0.1825 | --     | --    | 0.1825        |
| Right side  | LTE Band 13   | --     | --     | --    | --            |
| Left side   | LTE Band 13   | 0.1182 | 0.0926 | --    | 0.2108        |
| Back        | LTE Band 17   | 0.3229 | 0.0926 | 0.307 | 0.7225        |
| Front       | LTE Band 17   | 0.2491 | 0.0926 | --    | 0.3417        |
| Top side    | LTE Band 17   | --     | 0.0926 | 0.460 | 0.5526        |
| Bottom side | LTE Band 17   | 0.1794 | --     | --    | 0.1794        |
| Right side  | LTE Band 17   | --     | --     | --    | --            |
| Left side   | LTE Band 17   | 0.1155 | 0.0926 | --    | 0.2081        |



| Position    | WWAN             |                      | Bluetooth            | Antenna 2:<br>WLAN(5.6G) | Summed<br>SAR<br>(W/kg) |
|-------------|------------------|----------------------|----------------------|--------------------------|-------------------------|
|             | Band             | Scaled SAR<br>(W/kg) | Scaled SAR<br>(W/kg) | Scaled SAR<br>(W/kg)     |                         |
| Back        | GSM850           | 0.3411               | 0.0926               | 0.211                    | 0.6447                  |
| Front       | GSM850           | 0.2432               | 0.0926               | --                       | 0.3358                  |
| Top side    | GSM850           | --                   | 0.0926               | 0.262                    | 0.3546                  |
| Bottom side | GSM850           | 0.2203               | --                   | --                       | 0.2203                  |
| Right side  | GSM850           | --                   | --                   | --                       | --                      |
| Left side   | GSM850           | 0.1131               | 0.0926               | --                       | 0.2057                  |
| Back        | GSM1900          | 0.2809               | 0.0926               | 0.211                    | 0.5845                  |
| Front       | GSM1900          | 0.2472               | 0.0926               | --                       | 0.3398                  |
| Top side    | GSM1900          | --                   | 0.0926               | 0.262                    | 0.3546                  |
| Bottom side | GSM1900          | 0.2141               | --                   | --                       | 0.2141                  |
| Right side  | GSM1900          | --                   | --                   | --                       | --                      |
| Left side   | GSM1900          | 0.1025               | 0.0926               | --                       | 0.1951                  |
| Back        | WCDMA Band<br>V  | 0.2614               | 0.0926               | 0.211                    | 0.565                   |
| Front       | WCDMA Band<br>V  | 0.2371               | 0.0926               | --                       | 0.3297                  |
| Top side    | WCDMA Band<br>V  | --                   | 0.0926               | 0.262                    | 0.3546                  |
| Bottom side | WCDMA Band<br>V  | 0.1907               | --                   | --                       | 0.1907                  |
| Right side  | WCDMA Band<br>V  | --                   | --                   | --                       | --                      |
| Left side   | WCDMA Band<br>V  | 0.1328               | 0.0926               | --                       | 0.2254                  |
| Back        | WCDMA Band<br>II | 0.2480               | 0.0926               | 0.211                    | 0.5516                  |
| Front       | WCDMA Band<br>II | 0.2114               | 0.0926               | --                       | 0.304                   |
| Top side    | WCDMA Band<br>II | --                   | 0.0926               | 0.262                    | 0.3546                  |
| Bottom side | WCDMA Band<br>II | 0.1595               | --                   | --                       | 0.1595                  |
| Right side  | WCDMA Band<br>II | --                   | --                   | --                       | --                      |
| Left side   | WCDMA Band<br>II | 0.1170               | 0.0926               | --                       | 0.2096                  |
| Back        | WCDMA Band<br>IV | 0.3658               | 0.0926               | 0.211                    | 0.6694                  |

|             |               |        |        |       |               |
|-------------|---------------|--------|--------|-------|---------------|
| Front       | WCDMA Band IV | 0.2518 | 0.0926 | --    | 0.3444        |
| Top side    | WCDMA Band IV | --     | 0.0926 | 0.262 | 0.3546        |
| Bottom side | WCDMA Band IV | 0.2621 | --     | --    | 0.2621        |
| Right side  | WCDMA Band IV | --     | --     | --    | --            |
| Left side   | WCDMA Band IV | 0.2323 | 0.0926 | --    | 0.3249        |
| Back        | LTE Band 2    | 0.3562 | 0.0926 | 0.211 | 0.6598        |
| Front       | LTE Band 2    | 0.2694 | 0.0926 | --    | 0.362         |
| Top side    | LTE Band 2    | --     | 0.0926 | 0.262 | 0.3546        |
| Bottom side | LTE Band 2    | 0.2592 | --     | --    | 0.2592        |
| Right side  | LTE Band 2    | --     | --     | --    | --            |
| Left side   | LTE Band 2    | 0.1216 | 0.0926 | --    | 0.2142        |
| Back        | LTE Band 4    | 0.3683 | 0.0926 | 0.211 | <b>0.6719</b> |
| Front       | LTE Band 4    | 0.2525 | 0.0926 | --    | 0.3451        |
| Top side    | LTE Band 4    | --     | 0.0926 | 0.262 | 0.3546        |
| Bottom side | LTE Band 4    | 0.2375 | --     | --    | 0.2375        |
| Right side  | LTE Band 4    | --     | --     | --    | --            |
| Left side   | LTE Band 4    | 0.1344 | 0.0926 | --    | 0.227         |
| Back        | LTE Band 13   | 0.2565 | 0.0926 | 0.211 | 0.5601        |
| Front       | LTE Band 13   | 0.2141 | 0.0926 | --    | 0.3067        |
| Top side    | LTE Band 13   | --     | 0.0926 | 0.262 | 0.3546        |
| Bottom side | LTE Band 13   | 0.1825 | --     | --    | 0.1825        |
| Right side  | LTE Band 13   | --     | --     | --    | --            |
| Left side   | LTE Band 13   | 0.1182 | 0.0926 | --    | 0.2108        |
| Back        | LTE Band 17   | 0.3229 | 0.0926 | 0.211 | 0.6265        |
| Front       | LTE Band 17   | 0.2491 | 0.0926 | --    | 0.3417        |
| Top side    | LTE Band 17   | --     | 0.0926 | 0.262 | 0.3546        |
| Bottom side | LTE Band 17   | 0.1794 | --     | --    | 0.1794        |
| Right side  | LTE Band 17   | --     | --     | --    | --            |
| Left side   | LTE Band 17   | 0.1155 | 0.0926 | --    | 0.2081        |

|             | WWAN             |                      | Bluetooth            | Antenna 2:<br>WLAN(5.8G) | Summed<br>SAR<br>(W/kg) |
|-------------|------------------|----------------------|----------------------|--------------------------|-------------------------|
| Position    | Band             | Scaled SAR<br>(W/kg) | Scaled SAR<br>(W/kg) | Scaled SAR<br>(W/kg)     |                         |
| Back        | GSM850           | 0.3411               | 0.0926               | 0.331                    | 0.7647                  |
| Front       | GSM850           | 0.2432               | 0.0926               | --                       | 0.3358                  |
| Top side    | GSM850           | --                   | 0.0926               | 0.290                    | 0.3826                  |
| Bottom side | GSM850           | 0.2203               | --                   | --                       | 0.2203                  |
| Right side  | GSM850           | --                   | --                   | --                       | --                      |
| Left side   | GSM850           | 0.1131               | 0.0926               | --                       | 0.2057                  |
| Back        | GSM1900          | 0.2809               | 0.0926               | 0.331                    | 0.7045                  |
| Front       | GSM1900          | 0.2472               | 0.0926               | --                       | 0.3398                  |
| Top side    | GSM1900          | --                   | 0.0926               | 0.290                    | 0.3826                  |
| Bottom side | GSM1900          | 0.2141               | --                   | --                       | 0.2141                  |
| Right side  | GSM1900          | --                   | --                   | --                       | --                      |
| Left side   | GSM1900          | 0.1025               | 0.0926               | --                       | 0.1951                  |
| Back        | WCDMA Band<br>V  | 0.2614               | 0.0926               | 0.331                    | 0.685                   |
| Front       | WCDMA Band<br>V  | 0.2371               | 0.0926               | --                       | 0.3297                  |
| Top side    | WCDMA Band<br>V  | --                   | 0.0926               | 0.290                    | 0.3826                  |
| Bottom side | WCDMA Band<br>V  | 0.1907               | --                   | --                       | 0.1907                  |
| Right side  | WCDMA Band<br>V  | --                   | --                   | --                       | --                      |
| Left side   | WCDMA Band<br>V  | 0.1328               | 0.0926               | --                       | 0.2254                  |
| Back        | WCDMA Band<br>II | 0.2480               | 0.0926               | 0.331                    | 0.6716                  |
| Front       | WCDMA Band<br>II | 0.2114               | 0.0926               | --                       | 0.304                   |
| Top side    | WCDMA Band<br>II | --                   | 0.0926               | 0.290                    | 0.3826                  |
| Bottom side | WCDMA Band<br>II | 0.1595               | --                   | --                       | 0.1595                  |
| Right side  | WCDMA Band<br>II | --                   | --                   | --                       | --                      |
| Left side   | WCDMA Band<br>II | 0.1170               | 0.0926               | --                       | 0.2096                  |
| Back        | WCDMA Band<br>IV | 0.3658               | 0.0926               | 0.331                    | 0.7894                  |

|             |               |        |        |       |               |
|-------------|---------------|--------|--------|-------|---------------|
| Front       | WCDMA Band IV | 0.2518 | 0.0926 | --    | 0.3444        |
| Top side    | WCDMA Band IV | --     | 0.0926 | 0.290 | 0.3826        |
| Bottom side | WCDMA Band IV | 0.2621 | --     | --    | 0.2621        |
| Right side  | WCDMA Band IV | --     | --     | --    | --            |
| Left side   | WCDMA Band IV | 0.2323 | 0.0926 | --    | 0.3249        |
| Back        | LTE Band 2    | 0.3562 | 0.0926 | 0.331 | 0.7798        |
| Front       | LTE Band 2    | 0.2694 | 0.0926 | --    | 0.362         |
| Top side    | LTE Band 2    | --     | 0.0926 | 0.290 | 0.3826        |
| Bottom side | LTE Band 2    | 0.2592 | --     | --    | 0.2592        |
| Right side  | LTE Band 2    | --     | --     | --    | --            |
| Left side   | LTE Band 2    | 0.1216 | 0.0926 | --    | 0.2142        |
| Back        | LTE Band 4    | 0.3683 | 0.0926 | 0.331 | <b>0.7919</b> |
| Front       | LTE Band 4    | 0.2525 | 0.0926 | --    | 0.3451        |
| Top side    | LTE Band 4    | --     | 0.0926 | 0.290 | 0.3826        |
| Bottom side | LTE Band 4    | 0.2375 | --     | --    | 0.2375        |
| Right side  | LTE Band 4    | --     | --     | --    | --            |
| Left side   | LTE Band 4    | 0.1344 | 0.0926 | --    | 0.227         |
| Back        | LTE Band 13   | 0.2565 | 0.0926 | 0.331 | 0.6801        |
| Front       | LTE Band 13   | 0.2141 | 0.0926 | --    | 0.3067        |
| Top side    | LTE Band 13   | --     | 0.0926 | 0.290 | 0.3826        |
| Bottom side | LTE Band 13   | 0.1825 | --     | --    | 0.1825        |
| Right side  | LTE Band 13   | --     | --     | --    | --            |
| Left side   | LTE Band 13   | 0.1182 | 0.0926 | --    | 0.2108        |
| Back        | LTE Band 17   | 0.3229 | 0.0926 | 0.331 | 0.7465        |
| Front       | LTE Band 17   | 0.2491 | 0.0926 | --    | 0.3417        |
| Top side    | LTE Band 17   | --     | 0.0926 | 0.290 | 0.3826        |
| Bottom side | LTE Band 17   | 0.1794 | --     | --    | 0.1794        |
| Right side  | LTE Band 17   | --     | --     | --    | --            |
| Left side   | LTE Band 17   | 0.1155 | 0.0926 | --    | 0.2081        |

## 10. Measurement Uncertainty

### 10.1 Uncertainty for EUT SAR Test

| a   | b     | c             | d              | e= f(d,k)  | f                | g                | h= c*f/e        | i= c*g/e         | k        |
|---|-------|---------------|----------------|------------|------------------|------------------|-----------------|------------------|----------|
| Uncertainty Component   | Sec.  | Tol<br>(+- %) | Prob.<br>Dist. | Div.       | Ci (1g)          | Ci (10g)         | 1g Ui<br>(+- %) | 10g Ui<br>(+- %) | Vi       |
| <b>Measurement System</b>   |       |               |                |            |                  |                  |                 |                  |          |
| Probe calibration   | E.2.1 | 7.0           | N              | 1          | 1                | 1                | 7.00            | 7.00             | $\infty$ |
| Axial Isotropy  | E.2.2 | 2.5           | R              | $\sqrt{3}$ | $(1_{Cp})^{1/2}$ | $(1_{Cp})^{1/2}$ | 1.02            | 1.02             | $\infty$ |
| Hemispherical Isotropy  | E.2.2 | 4.0           | R              | $\sqrt{3}$ | $(Cp)^{1/2}$     | $(Cp)^{1/2}$     | 1.63            | 1.63             | $\infty$ |
| Boundary effect   | E.2.3 | 1.0           | R              | $\sqrt{3}$ | 1                | 1                | 0.58            | 0.58             | $\infty$ |
| Linearity   | E.2.4 | 5.0           | R              | $\sqrt{3}$ | 1                | 1                | 2.89            | 2.89             | $\infty$ |
| System detection limits   | E.2.5 | 1.0           | R              | $\sqrt{3}$ | 1                | 1                | 0.58            | 0.58             | $\infty$ |
| Readout Electronics   | E.2.6 | 0.02          | N              | 1          | 1                | 1                | 0.02            | 0.02             | $\infty$ |
| Reponse Time  | E.2.7 | 3.0           | R              | $\sqrt{3}$ | 1                | 1                | 1.73            | 1.73             | $\infty$ |
| Integration Time  | E.2.8 | 2.0           | R              | $\sqrt{3}$ | 1                | 1                | 1.15            | 1.15             | $\infty$ |
| RF ambient Conditions – Noise   | E.6.1 | 3.0           | R              | $\sqrt{3}$ | 1                | 1                | 1.73            | 1.73             | $\infty$ |
| RF ambient Conditions - Reflections   | E.6.1 | 3.0           | R              | $\sqrt{3}$ | 1                | 1                | 1.73            | 1.73             | $\infty$ |
| Probe positioner Mechanical Tolerance   | E.6.2 | 2.0           | R              | $\sqrt{3}$ | 1                | 1                | 1.15            | 1.15             | $\infty$ |
| Probe positioning with respect to Phantom Shell                                 | E.6.3 | 0.05          | R              | $\sqrt{3}$ | 1                | 1                | 0.03            | 0.03             | $\infty$ |
| Extrapolation, interpolation and integration Algorithms for Max. SAR Evaluation | E.5   | 5.0           | R              | $\sqrt{3}$ | 1                | 1                | 2.89            | 2.89             | $\infty$ |
| <b>Test Sample Related</b>  |       |               |                |            |                  |                  |                 |                  |          |
| Test sample positioning   | E.4.2 | 0.03          | N              | 1          | 1                | 1                | 0.03            | 0.03             | N-1      |
| Device Holder Uncertainty   | E.4.1 | 5.00          | N              | 1          | 1                | 1                | 5.00            | 5.00             |          |
| Output power Variation - SAR drift measurement                                  | E.2.9 | 12.02         | R              | $\sqrt{3}$ | 1                | 1                | 6.94            | 6.94             | $\infty$ |
| SAR scaling   | E6.5  | 0.0           | R              | $\sqrt{3}$ | 1                | 1                | 0.0             | 0.0              | $\infty$ |
| <b>Phantom and Tissue Parameters</b>  |       |               |                |            |                  |                  |                 |                  |          |
| Phantom Uncertainty (Shape and thickness tolerances)                            | E.3.1 | 0.05          | R              | $\sqrt{3}$ | 1                | 1                | 0.03            | 0.03             | $\infty$ |
| Uncertainty in SAR correction for deviations in permittivity and conductivity   | E3.2  | 1.9           | R              | $\sqrt{3}$ | 1                | 0.84             | 1.10            | 0.90             | $\infty$ |
| Liquid conductivity - deviation   | E.3.2 | 5.00          | R              | $\sqrt{3}$ | 0.64             | 0.43             | 1.85            | 1.24             | $\infty$ |

|   |       |       |     |            |      |      |       |       |          |  |
|---|-------|-------|-----|------------|------|------|-------|-------|----------|--|
| from target value                                 |       |       |     |            |      |      |       |       |          |  |
| Liquid conductivity measurement uncertainty       | E.3.3 | 5.00  | N   | 1          | 0.64 | 0.43 | 3.20  | 2.15  | $\infty$ |  |
| Liquid permittivity - deviation from target value | E.3.2 | 0.37  | R   | $\sqrt{3}$ | 0.6  | 0.49 | 0.13  | 0.10  | $\infty$ |  |
| Liquid permittivity measurement uncertainty       | E.3.3 | 10.00 | N   | 1          | 0.6  | 0.49 | 6.00  | 4.90  | $\infty$ |  |
| Combined Standard Uncertainty                     |       |       | RSS |            |      |      | 12.98 | 12.53 |          |  |
| Expanded Uncertainty (95% Confidence interval)    |       |       | K=2 |            |      |      | 25.32 | 24.43 |          |  |

## 10.2 Uncertainty for System Performance Check

| a  | b     | c          | d           | e= f(d,k)  | f                | g                | h= c*f/e     | i= c*g/e      | k        |
|--|-------|------------|-------------|------------|------------------|------------------|--------------|---------------|----------|
| Uncertainty Component  | Sec.  | Tol (+- %) | Prob. Dist. | Div.       | Ci (1g)          | Ci (10g)         | 1g Ui (+- %) | 10g Ui (+- %) | Vi       |
| <b>Measurement System</b>  |       |            |             |            |                  |                  |              |               |          |
| Probe calibration  | E.2.1 | 7.0        | N           | 1          | 1                | 1                | 7.00         | 7.00          | $\infty$ |
| Axial Isotropy   | E.2.2 | 2.5        | R           | $\sqrt{3}$ | $(1_{Cp})^{1/2}$ | $(1_{Cp})^{1/2}$ | 1.02         | 1.02          | $\infty$ |
| Hemispherical Isotropy   | E.2.2 | 4.0        | R           | $\sqrt{3}$ | $(Cp)^{1/2}$     | $(Cp)^{1/2}$     | 1.63         | 1.63          | $\infty$ |
| Boundary effect  | E.2.3 | 1.0        | R           | $\sqrt{3}$ | 1                | 1                | 0.58         | 0.58          | $\infty$ |
| Linearity  | E.2.4 | 5.0        | R           | $\sqrt{3}$ | 1                | 1                | 2.89         | 2.89          | $\infty$ |
| System detection limits  | E.2.5 | 1.0        | R           | $\sqrt{3}$ | 1                | 1                | 0.58         | 0.58          | $\infty$ |
| Modulation response  | E.2.5 | 0          | R           | $\sqrt{3}$ | 0                | 0                | 0.0          | 0.0           | $\infty$ |
| Readout Electronics  | E.2.6 | 0.02       | N           | 1          | 1                | 1                | 0.02         | 0.02          | $\infty$ |
| Reponse Time   | E.2.7 | 3.0        | R           | $\sqrt{3}$ | 1                | 1                | 1.73         | 1.73          | $\infty$ |
| Integration Time   | E.2.8 | 2.0        | R           | $\sqrt{3}$ | 1                | 1                | 1.15         | 1.15          | $\infty$ |
| RF ambient Conditions – Noise                                    | E.6.1 | 3.0        | R           | $\sqrt{3}$ | 1                | 1                | 1.73         | 1.73          | $\infty$ |
| RF ambient Conditions - Reflections                              | E.6.1 | 3.0        | R           | $\sqrt{3}$ | 1                | 1                | 1.73         | 1.73          | $\infty$ |
| Probe positioner Mechanical Tolerance                            | E.6.2 | 2.0        | R           | $\sqrt{3}$ | 1                | 1                | 1.15         | 1.15          | $\infty$ |
| Probe positioning with respect to Phantom Shell                  | E.6.3 | 0.05       | R           | $\sqrt{3}$ | 1                | 1                | 0.03         | 0.03          | $\infty$ |
| Extrapolation, interpolation and integration Algorithms for Max. | E.5.2 | 5.0        | R           | $\sqrt{3}$ | 1                | 1                | 2.89         | 2.89          | $\infty$ |

|   |         |       |     |            |      |      |       |       |          |
|---|---------|-------|-----|------------|------|------|-------|-------|----------|
| SAR Evaluation  |         |       |     |            |      |      |       |       |          |
| <b>Dipole</b>   |         |       |     |            |      |      |       |       |          |
| Dipole axis to liquid Distance  | 8,E.4.2 | 1.00  | N   | $\sqrt{3}$ | 1    | 1    | 0.58  | 0.58  | N-1      |
| Input power and SAR drift measurement   | 8,6.6.2 | 12.02 | R   | $\sqrt{3}$ | 1    | 1    | 6.94  | 6.94  | $\infty$ |
| Deviation of experimental dipole from numerical dipole                        | E.6.4   | 5.5   | R   | $\sqrt{3}$ | 1    | 1    | 3.20  | 3.20  | $\infty$ |
| <b>Phantom and Tissue Parameters</b>  |         |       |     |            |      |      |       |       |          |
| Phantom Uncertainty (Shape and thickness tolerances)                          | E.3.1   | 0.05  | R   | $\sqrt{3}$ | 1    | 1    | 0.03  | 0.03  | $\infty$ |
| Uncertainty in SAR correction for deviations in permittivity and conductivity | E3.2    | 2.0   | R   | $\sqrt{3}$ | 1    | 0.84 | 1.10  | 1.10  | $\infty$ |
| Liquid conductivity - deviation from target value                             | E.3.2   | 5.00  | R   | $\sqrt{3}$ | 0.64 | 0.43 | 1.85  | 1.24  |          |
| Liquid conductivity - measurement uncertainty                                 | E.3.3   | 5.00  | N   | 1          | 0.64 | 0.43 | 3.20  | 2.15  |          |
| Liquid permittivity - deviation from target value                             | E.3.2   | 0.37  | R   | $\sqrt{3}$ | 0.6  | 0.49 | 0.13  | 0.10  |          |
| Liquid permittivity - measurement uncertainty                                 | E.3.3   | 10.00 | N   | 1          | 0.6  | 0.49 | 6.00  | 4.90  | M        |
| Combined Standard Uncertainty   |         |       | RSS |            |      |      | 12.00 | 11.50 |          |
| Expanded Uncertainty (95% Confidence interval)                                |         |       | K=2 |            |      |      | 23.39 | 22.43 |          |

## Annex A. Plots of System Performance Check

# MEASUREMENT 1

### For Body Liquid

Type: Validation measurement (Fast, 75.00 %)

Date of measurement: 06/20/2016

Measurement duration: 12 minutes 21 seconds

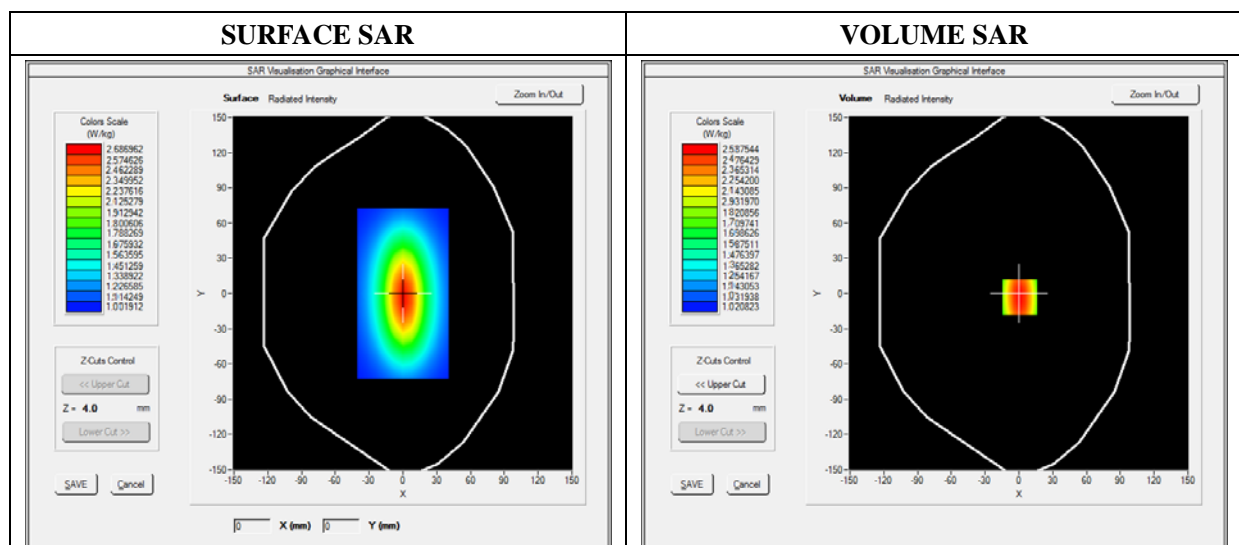
E-field Probe: SSE5 - SN 09/13 EP168; ConvF: 7.28; Calibrated: 06/01/2016

### A. Experimental conditions

|                 |                  |
|-----------------|------------------|
| Area Scan       | dx=8mm dy=8mm    |
| Phantom         | Validation plane |
| Device Position | Dipole           |
| Band            | CW750            |
| Signal          | Duty Cycle 1:1   |

### B. SAR Measurement Results

|                                   |            |
|-----------------------------------|------------|
| Frequency (MHz)                   | 750.000000 |
| Relative Permittivity (real part) | 54.964739  |
| Conductivity (S/m)                | 0.931048   |
| Power Variation (%)               | 0.034745   |
| Ambient Temperature               | 21.1       |
| Liquid Temperature                | 21.3       |



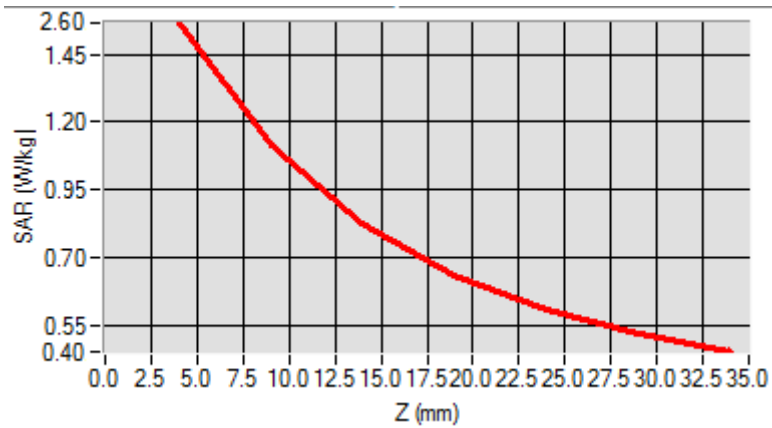


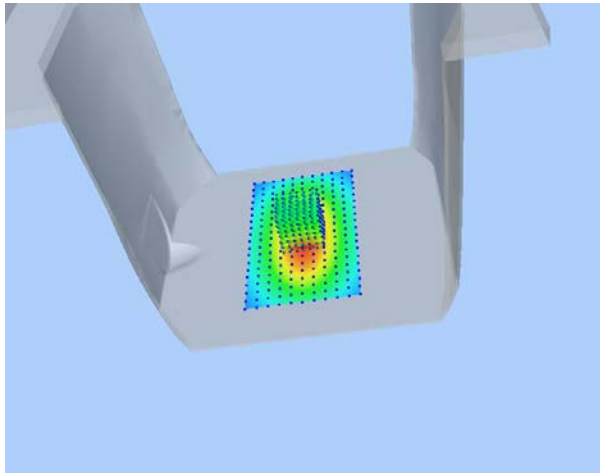

Maximum location: X=0.00, Y=0.00

|                |          |
|----------------|----------|
| SAR 10g (W/Kg) | 1.000865 |
| SAR 1g (W/Kg)  | 2.124211 |

Z Axis Scan

| Z (mm)     | 0.00   | 4.00   | 9.00   | 14.00  | 19.00  | 24.00  | 29.00  |
|------------|--------|--------|--------|--------|--------|--------|--------|
| SAR (W/Kg) | 0.0000 | 2.5132 | 1.1087 | 0.8214 | 0.5160 | 0.4875 | 0.4864 |



| 3D screen shot  | Hot spot position  |
|---|--|
|  |  |

## MEASUREMENT 2

### For Body Liquid

Type: Validation measurement (Fast, 75.00 %)

Date of measurement: 06/20/2016

Measurement duration: 12 minutes 21 seconds

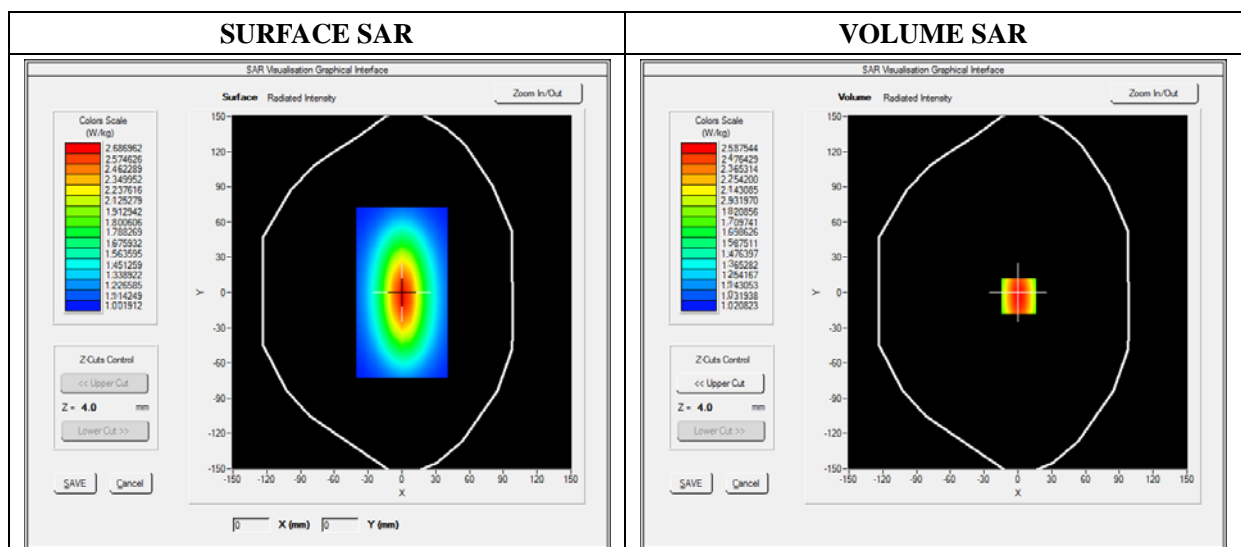
E-field Probe: SSE5 - SN 09/13 EP168; ConvF: 7.13; Calibrated: 06/01/2016

### A. Experimental conditions

|                        |                  |
|------------------------|------------------|
| <b>Area Scan</b>       | dx=8mm dy=8mm    |
| <b>Phantom</b>         | Validation plane |
| <b>Device Position</b> | Dipole           |
| <b>Band</b>            | CW835            |
| <b>Signal</b>          | Duty Cycle 1:1   |

### B. SAR Measurement Results

|  |            |
|--|------------|
| <b>Frequency (MHz)</b>                   | 835.000000 |
| <b>Relative Permittivity (real part)</b> | 54.851214  |
| <b>Conductivity (S/m)</b>                | 0.951454   |
| <b>Power Variation (%)</b>               | 0.901472   |
| <b>Ambient Temperature</b>               | 21.1       |
| <b>Liquid Temperature</b>                | 21.3       |

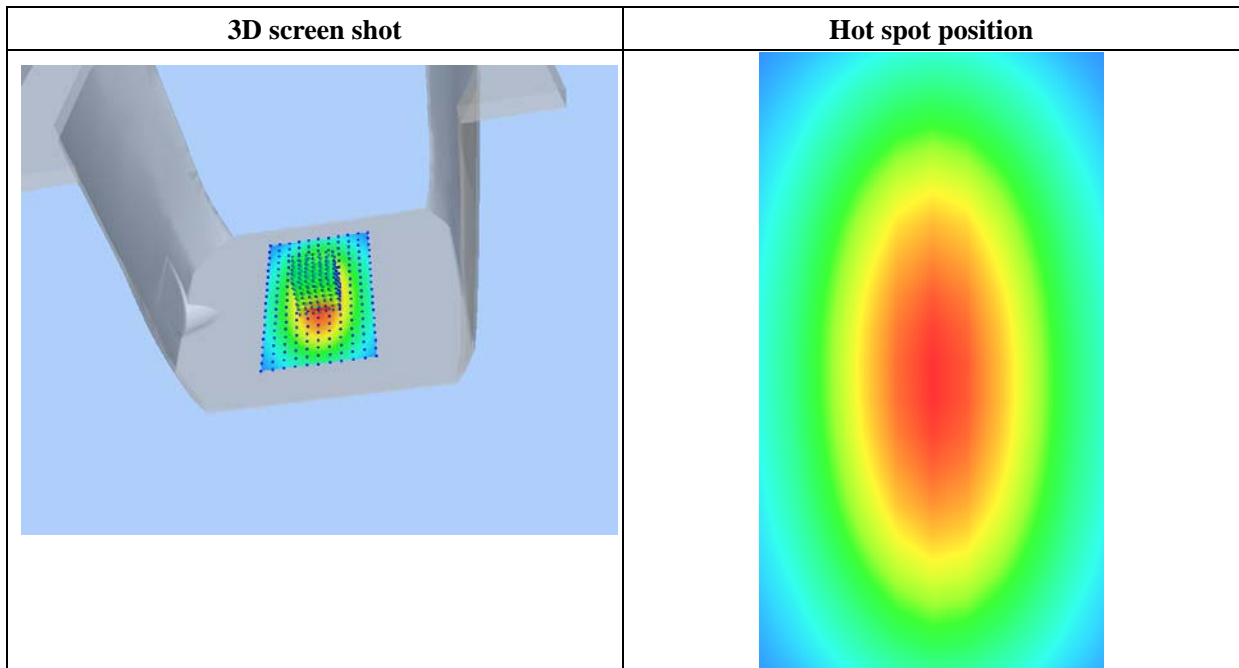
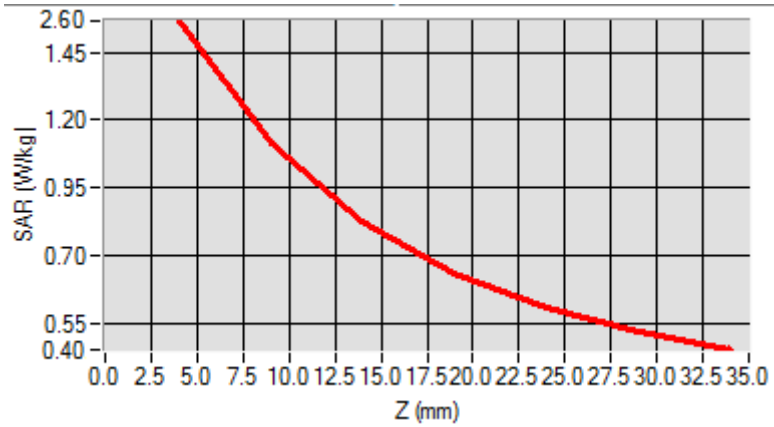


Maximum location: X=0.00, Y=0.00

|                |          |
|----------------|----------|
| SAR 10g (W/Kg) | 1.028956 |
| SAR 1g (W/Kg)  | 2.354211 |

Z Axis Scan

| Z (mm)     | 0.00   | 4.00   | 9.00   | 14.00  | 19.00  | 24.00  | 29.00  |
|------------|--------|--------|--------|--------|--------|--------|--------|
| SAR (W/Kg) | 0.0000 | 2.5789 | 1.1300 | 0.8795 | 0.5940 | 0.5011 | 0.5100 |



## MEASUREMENT 3

### For Body Liquid

Type: Validation measurement (Fast, 75.00 %)

Date of measurement: 06/20/2016

Measurement duration: 12 minutes 21 seconds

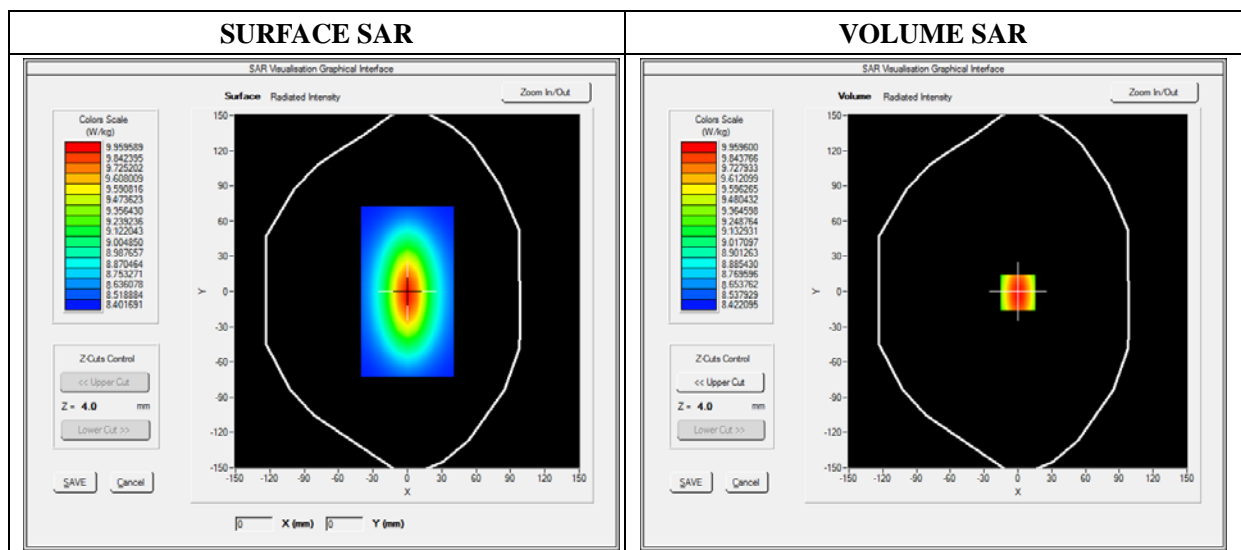
E-field Probe: SSE5 - SN 09/13 EP168; ConvF: 6.06; Calibrated: 06/01/2016

### A. Experimental conditions

|                        |                        |
|------------------------|------------------------|
| <b>Area Scan</b>       | dx=8mm dy=8mm          |
| <b>Phantom</b>         | Validation plane       |
| <b>Device Position</b> | Dipole                 |
| <b>Band</b>            | CW1800                 |
| <b>Signal</b>          | CW (Crest factor: 1.0) |

### B. SAR Measurement Results

|  |             |
|--|-------------|
| <b>Frequency (MHz)</b>                   | 1800.000000 |
| <b>Relative Permittivity (real part)</b> | 51.224510   |
| <b>Conductivity (S/m)</b>                | 1.461261    |
| <b>Power Variation (%)</b>               | 0.845690    |
| <b>Ambient Temperature</b>               | 21.1        |
| <b>Liquid Temperature</b>                | 21.2        |

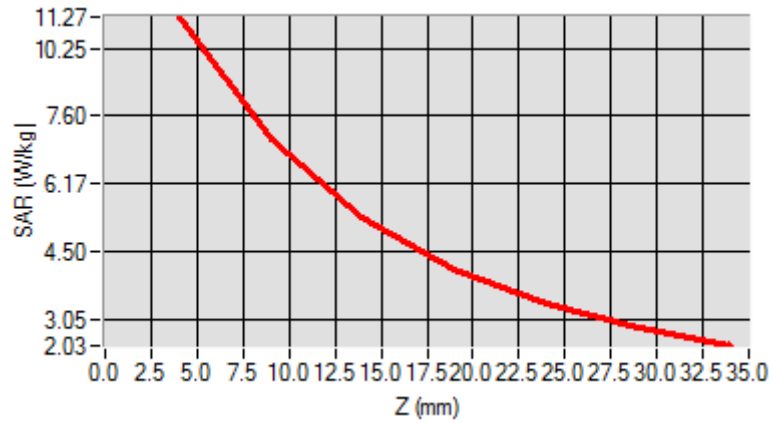


Maximum location: X=0.00, Y=0.00

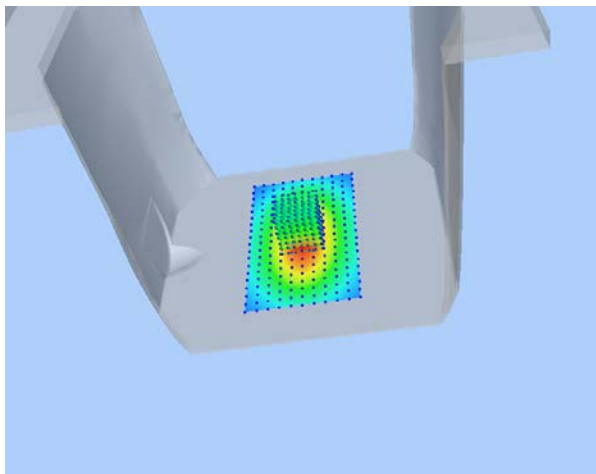
|                |          |
|----------------|----------|
| SAR 10g (W/Kg) | 5.221202 |
| SAR 1g (W/Kg)  | 9.582560 |

Z Axis Scan

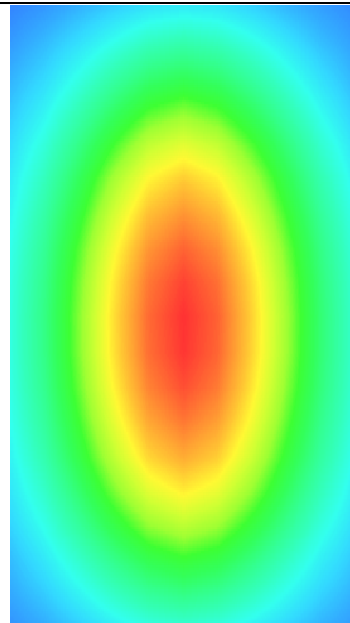
| Z (mm)     | 0.00   | 4.00    | 9.00   | 14.00  | 19.00  | 24.00  | 29.00  |
|------------|--------|---------|--------|--------|--------|--------|--------|
| SAR (W/Kg) | 0.0000 | 11.2425 | 9.4123 | 8.0345 | 6.9125 | 6.3092 | 3.9460 |



3D screen shot



Hot spot position



# MEASUREMENT 4

## For Body Liquid

Type: Validation measurement (Fast, 75.00 %)

Date of measurement: 06/20/2016

Measurement duration: 12 minutes 21 seconds

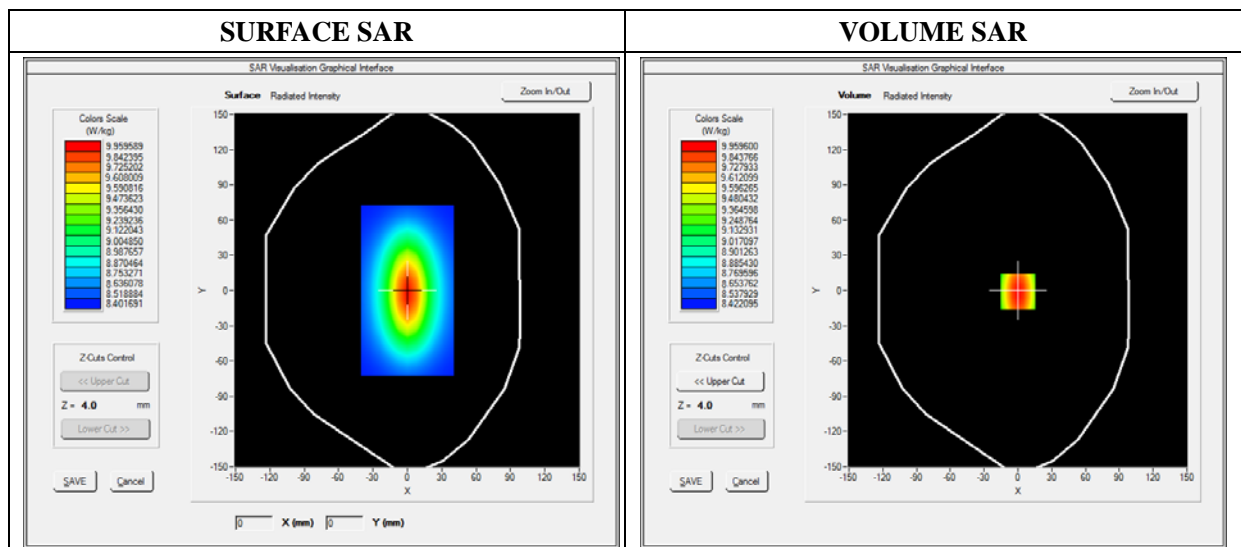
E-field Probe: SSE5 - SN 09/13 EP168; ConvF: 6.55; Calibrated: 06/01/2016

### A. Experimental conditions

|                 |                  |
|-----------------|------------------|
| Area Scan       | dx=8mm dy=8mm    |
| Phantom         | Validation plane |
| Device Position | Dipole           |
| Band            | CW1900           |
| Signal          | Duty Cycle 1:1   |

### B. SAR Measurement Results

|                                   |             |
|-----------------------------------|-------------|
| Frequency (MHz)                   | 1900.000000 |
| Relative Permittivity (real part) | 52.420415   |
| Conductivity (S/m)                | 1.501966    |
| Power Variation (%)               | 0.541872    |
| Ambient Temperature               | 21.1        |
| Liquid Temperature                | 21.3        |

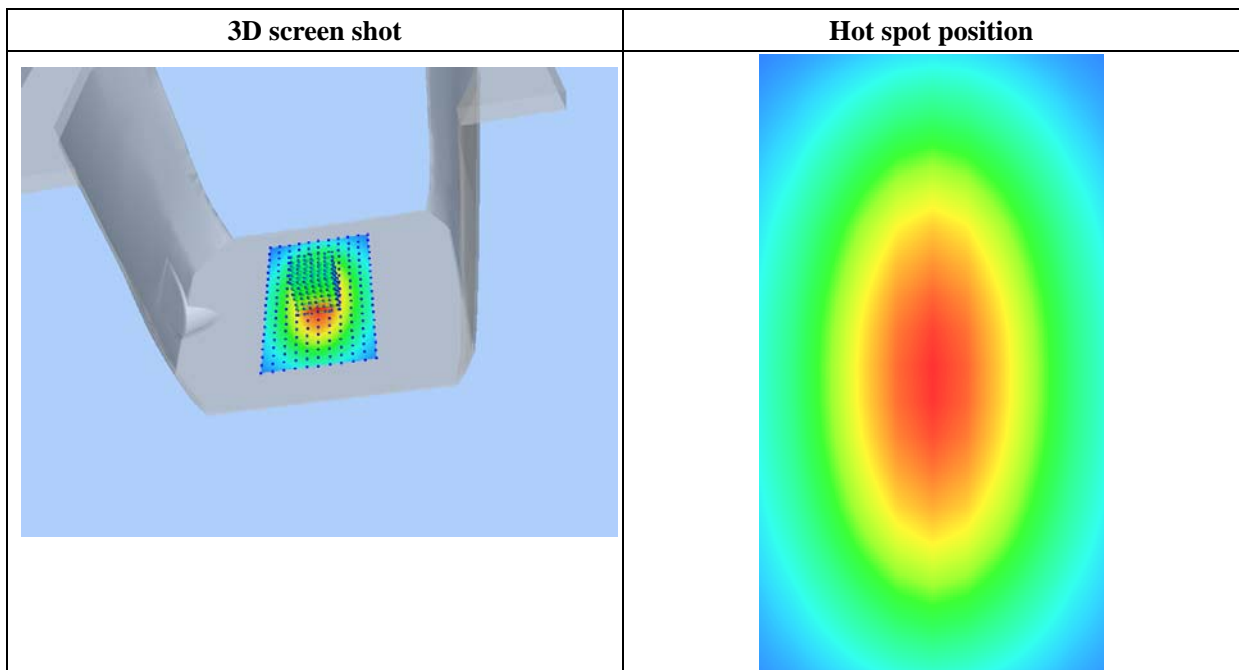
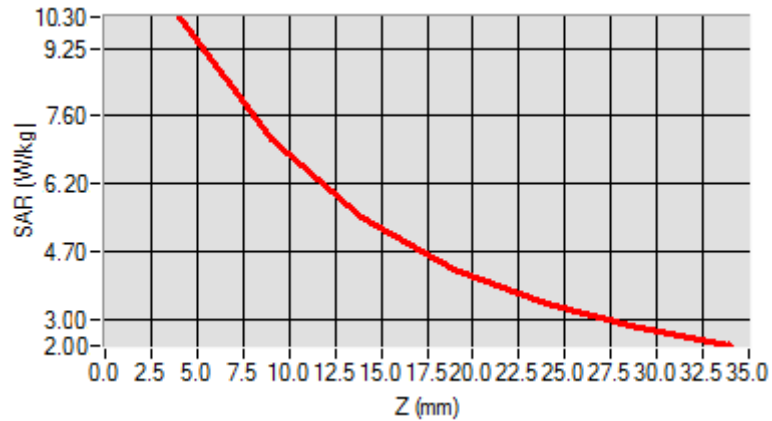


Maximum location: X=0.00, Y=0.00

|                |          |
|----------------|----------|
| SAR 10g (W/Kg) | 5.134651 |
| SAR 1g (W/Kg)  | 9.781550 |

Z Axis Scan

| Z (mm)     | 0.00   | 4.00    | 9.00    | 14.00  | 19.00  | 24.00  | 29.00  |
|------------|--------|---------|---------|--------|--------|--------|--------|
| SAR (W/Kg) | 0.0000 | 10.2031 | 6.43001 | 4.9011 | 4.5325 | 3.1201 | 2.5024 |



# MEASUREMENT 5

## For Body Liquid

Type: Validation measurement (Fast, 75.00 %)

Date of measurement: 06/20/2016

Measurement duration: 12 minutes 21 seconds

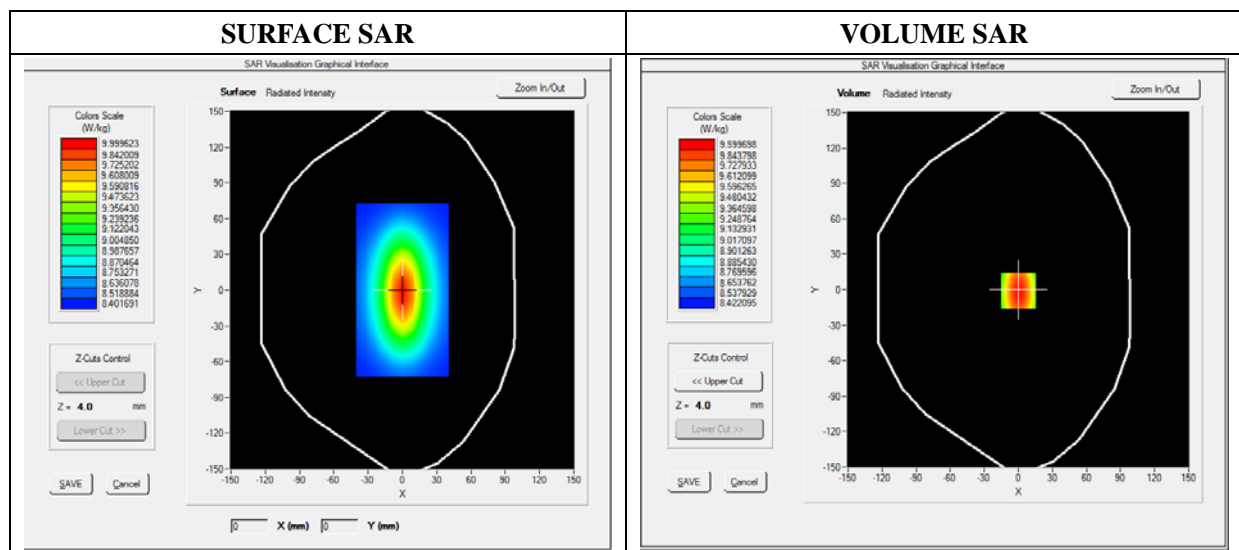
E-field Probe: SSE5 - SN 09/13 EP168; ConvF: 5.80; Calibrated: 06/01/2016

### A. Experimental conditions

|                        |                  |
|------------------------|------------------|
| <b>Area Scan</b>       | dx=8mm dy=8mm    |
| <b>Phantom</b>         | Validation plane |
| <b>Device Position</b> | Dipole           |
| <b>Band</b>            | CW2450           |
| <b>Signal</b>          | Duty Cycle 1:1   |

### B. SAR Measurement Results

|  |             |
|--|-------------|
| <b>Frequency (MHz)</b>                   | 2450.000000 |
| <b>Relative Permittivity (real part)</b> | 52.010212   |
| <b>Conductivity (S/m)</b>                | 1.910255    |
| <b>Power Variation (%)</b>               | 1.369745    |
| <b>Ambient Temperature</b>               | 21.1        |
| <b>Liquid Temperature</b>                | 21.2        |



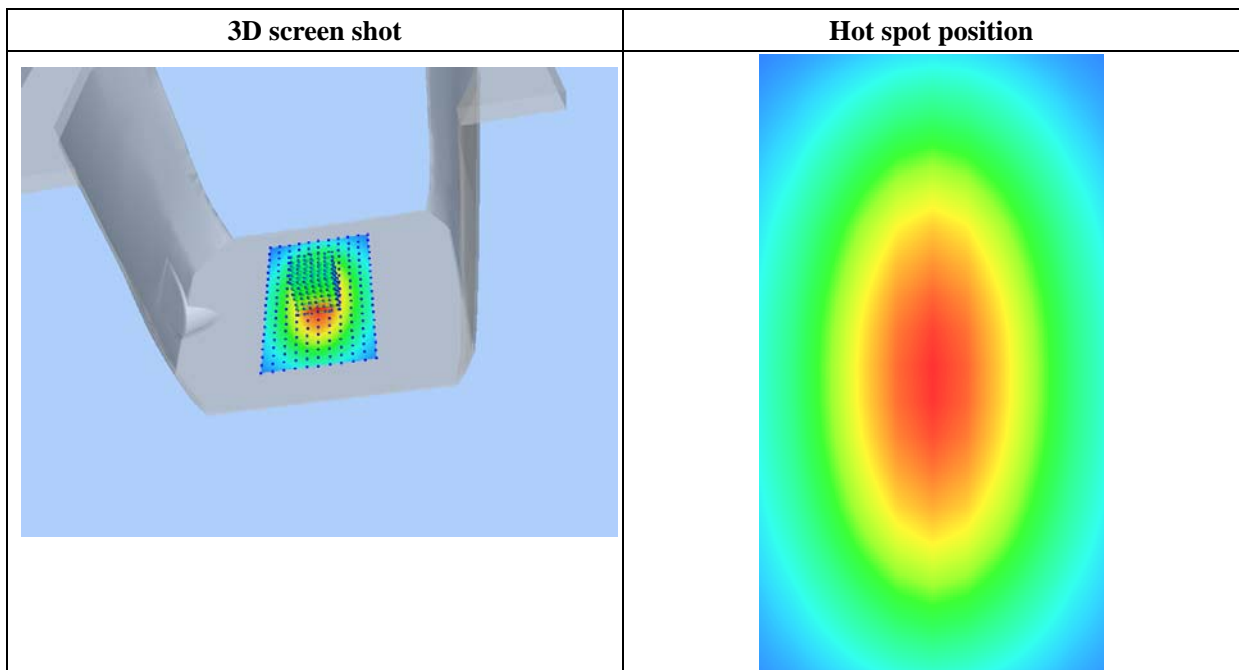
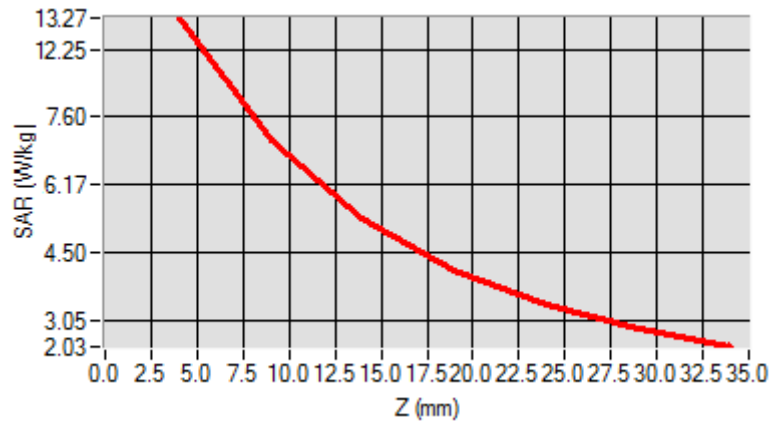


Maximum location: X=0.00, Y=0.00

|                |           |
|----------------|-----------|
| SAR 10g (W/Kg) | 7.119522  |
| SAR 1g (W/Kg)  | 12.592360 |

Z Axis Scan

| Z (mm)     | 0.00   | 4.00    | 9.00    | 14.00  | 19.00  | 24.00  | 29.00  |
|------------|--------|---------|---------|--------|--------|--------|--------|
| SAR (W/Kg) | 0.0000 | 13.3911 | 11.7951 | 9.2945 | 8.5400 | 6.3712 | 4.6225 |



## Annex B. Plots of SAR Measurement

| <b><u>TYPE</u></b>   | <b><u>BAND</u></b>     | <b><u>PARAMETERS</u></b>   |
|--|------------------------|--|
| Tablet   | GPRS850_3TX            | <u>Measurement 1:</u> Flat Plane with Back device position on Middle Channel in GPRS mode                |
| Tablet   | GPRS1900_3TX           | <u>Measurement 5:</u> Flat Plane with Back device position on Middle Channel in GPRS mode                |
| Tablet   | WCDMA850_RMC           | <u>Measurement 9:</u> Flat Plane with Back device position on High Channel in WCDMA mode                 |
| Tablet   | WCDMA1900_RMC          | <u>Measurement 13:</u> Flat Plane with Back device position on High Channel in WCDMA mode                |
| Tablet   | WCDMA1700_RMC          | <u>Measurement 17:</u> Flat Plane with Back device position on Low Channel in WCDMA mode                 |
| Tablet   | LTE Band 2_RMC         | <u>Measurement 21:</u> Flat Plane with Back device position on Low Channel in LTE QPSK 20MHz 1RB mode    |
| Tablet   | LTE Band 4_RMC         | <u>Measurement 29:</u> Flat Plane with Back device position on Low Channel in LTE QPSK 20MHz 1RB mode    |
| Tablet   | LTE Band 13_RMC        | <u>Measurement 37:</u> Flat Plane with Back device position on Middle Channel in LTE QPSK 10MHz 1RB mode |
| Tablet   | LTE Band 17_RMC        | <u>Measurement 45:</u> Flat Plane with Back device position on Middle Channel in LTE QPSK 10MHz 1RB mode |
| Tablet   | Antenna 1:WiFi_802.11b | <u>Measurement 56:</u> Flat Plane with Top side device position on Low Channel in 802.11b mode           |
| Tablet   | Antenna 2:WiFi_802.11b | <u>Measurement 58:</u> Flat Plane with Front side device position on Low Channel in 802.11b mode         |
| <i>Remark: SAR plot is showed the highest measured SAR in each exposure configuration, wireless mode and frequency band combination.</i> |                        |  |

# MEASUREMENT 1

Type: Phone measurement (Complete)

Date of measurement: 06/20/2016

Measurement duration: 12 minutes 3 seconds

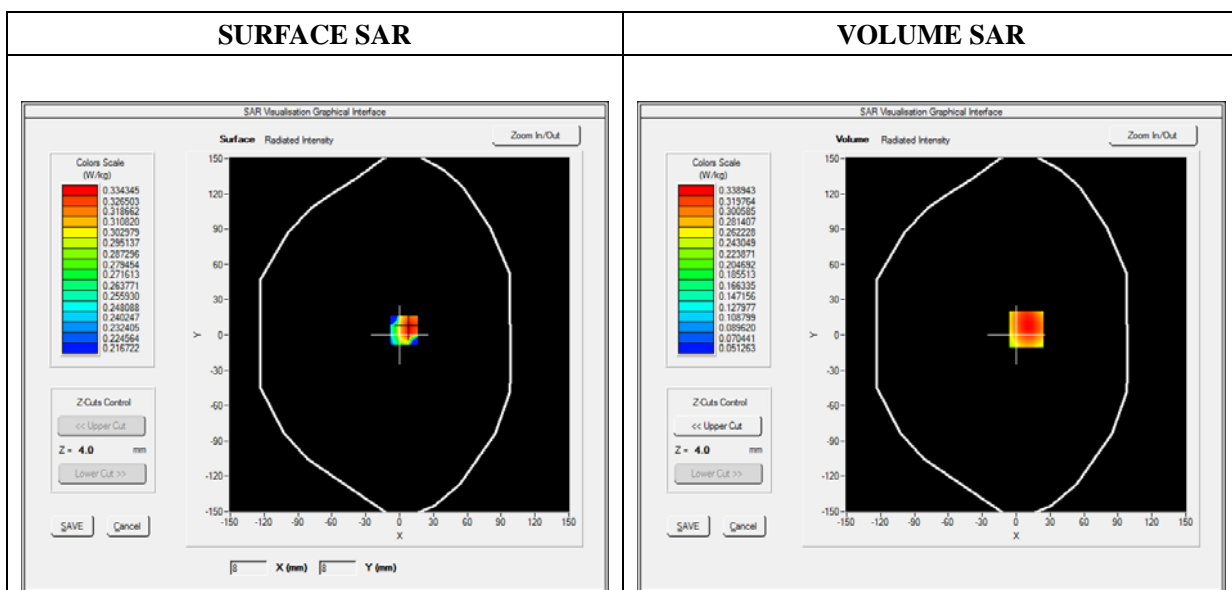
E-field Probe: SSE5 - SN 09/13 EP168; ConvF: 7.13; Calibrated: 06/01/2016

## A. Experimental conditions

|                 |                               |
|-----------------|-------------------------------|
| Area Scan       | sam_direct_droit2_surf8mm.txt |
| Phantom         | Flat plane                    |
| Device Position | Back                          |
| Band            | GPRS850_3TX                   |
| Channels        | Middle                        |
| Signal          | Duty Cycle 1:2.66             |

## B. SAR Measurement Results

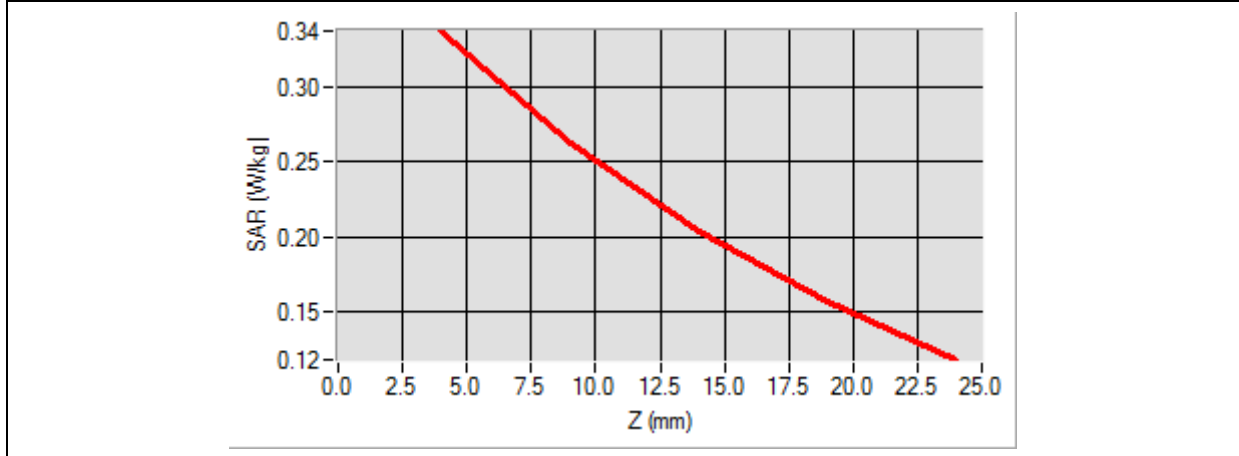
|                                   |            |
|-----------------------------------|------------|
| Frequency (MHz)                   | 836.400000 |
| Relative Permittivity (real part) | 54.851214  |
| Conductivity (S/m)                | 0.951454   |
| Power Variation (%)               | 0.976584   |
| Ambient Temperature               | 21.1       |
| Liquid Temperature                | 21.3       |

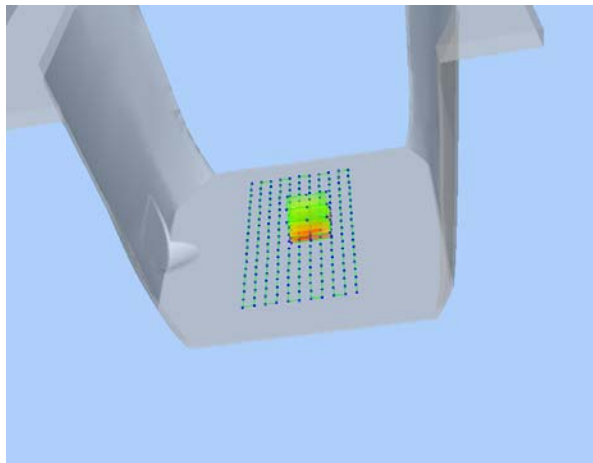



Maximum location: X=9.00, Y=5.00

|                |          |
|----------------|----------|
| SAR 10g (W/Kg) | 0.241206 |
| SAR 1g (W/Kg)  | 0.326503 |

|            |        |        |        |        |        |
|------------|--------|--------|--------|--------|--------|
| Z (mm)     | 0.00   | 4.00   | 9.00   | 14.00  | 19.00  |
| SAR (W/Kg) | 0.0000 | 0.3370 | 0.2621 | 0.2031 | 0.1566 |



|   |   |
|---|---|
| <p><b>3D screen shot</b></p>  | <p><b>Hot spot position</b></p>   |
|  |  |

# MEASUREMENT 5

Type: Phone measurement (Complete)

Date of measurement: 06/20/2016

Measurement duration: 12 minutes 3 seconds

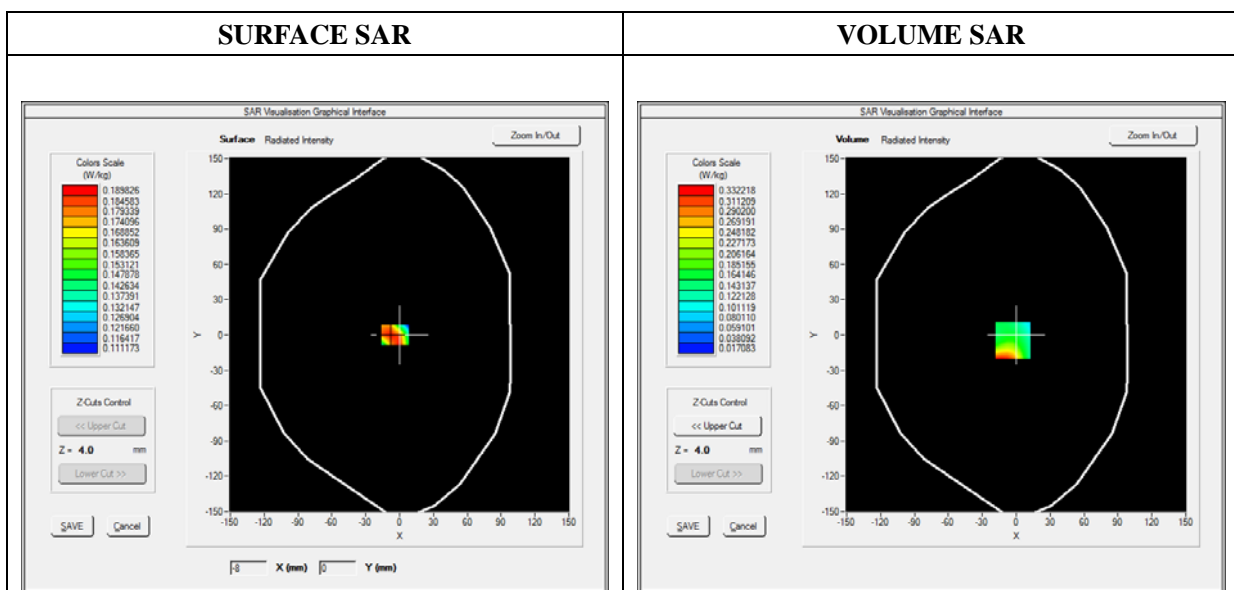
E-field Probe: SSE5 - SN 09/13 EP168; ConvF: 6.55; Calibrated: 06/01/2016

## A. Experimental conditions

|                        |                               |
|------------------------|-------------------------------|
| <b>Area Scan</b>       | sam_direct_droit2_surf8mm.txt |
| <b>Phantom</b>         | Flat plane                    |
| <b>Device Position</b> | Back                          |
| <b>Band</b>            | GPRS1900_3TX                  |
| <b>Channels</b>        | Middle                        |
| <b>Signal</b>          | Duty Cycle 1:2.66             |

## B. SAR Measurement Results

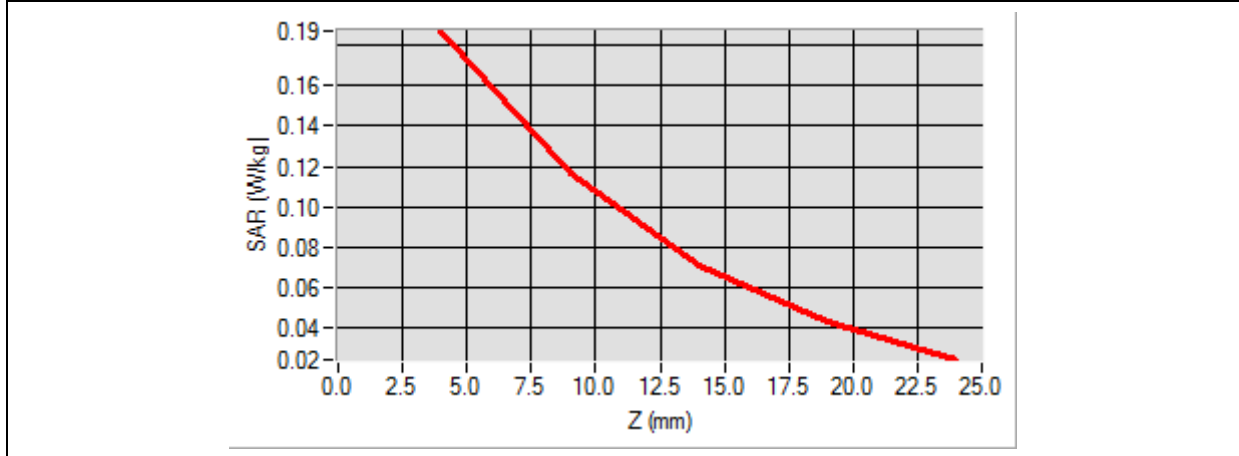
|  |             |
|--|-------------|
| <b>Frequency (MHz)</b>                   | 1880.000000 |
| <b>Relative Permittivity (real part)</b> | 52.420415   |
| <b>Conductivity (S/m)</b>                | 1.501966    |
| <b>Power Variation (%)</b>               | 0.658599    |
| <b>Ambient Temperature</b>               | 21.1        |
| <b>Liquid Temperature</b>                | 21.3        |

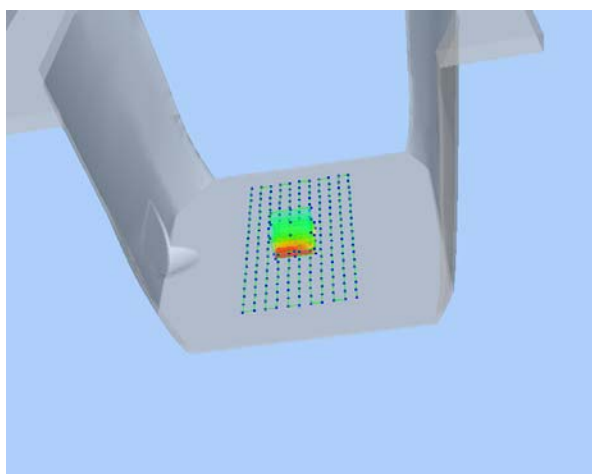



Maximum location: X=-3.00, Y=-5.00

|                |          |
|----------------|----------|
| SAR 10g (W/Kg) | 0.133081 |
| SAR 1g (W/Kg)  | 0.254405 |

|            |        |        |        |        |        |
|------------|--------|--------|--------|--------|--------|
| Z (mm)     | 0.00   | 4.00   | 9.00   | 14.00  | 19.00  |
| SAR (W/Kg) | 0.0000 | 0.1871 | 0.1161 | 0.0710 | 0.0429 |



| 3D screen shot  | Hot spot position  |
|---|--|
|  |  |

# MEASUREMENT 9

Type: Phone measurement (Complete)

Date of measurement: 06/20/2016

Measurement duration: 12 minutes 3 seconds

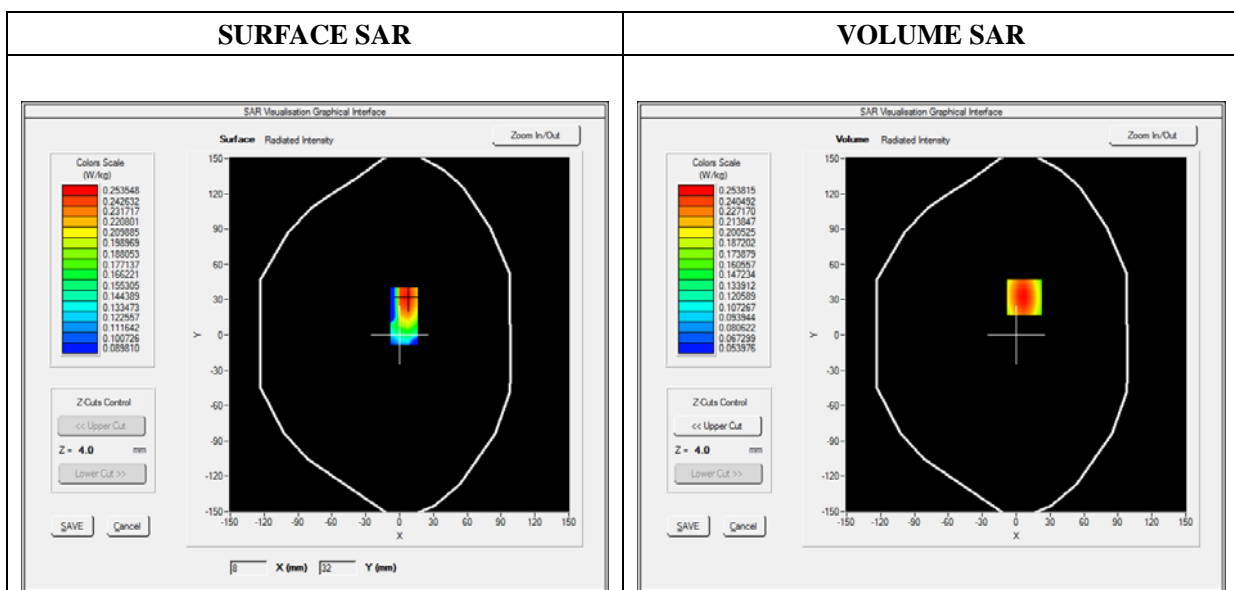
E-field Probe: SSE5 - SN 09/13 EP168; ConvF: 7.13; Calibrated: 06/01/2016

## A. Experimental conditions

|                        |                               |
|------------------------|-------------------------------|
| <b>Area Scan</b>       | sam_direct_droit2_surf8mm.txt |
| <b>Phantom</b>         | Flat Plane                    |
| <b>Device Position</b> | Back                          |
| <b>Band</b>            | WCDMA850_RMC                  |
| <b>Channels</b>        | High                          |
| <b>Signal</b>          | Duty Cycle 1:1                |

## B. SAR Measurement Results

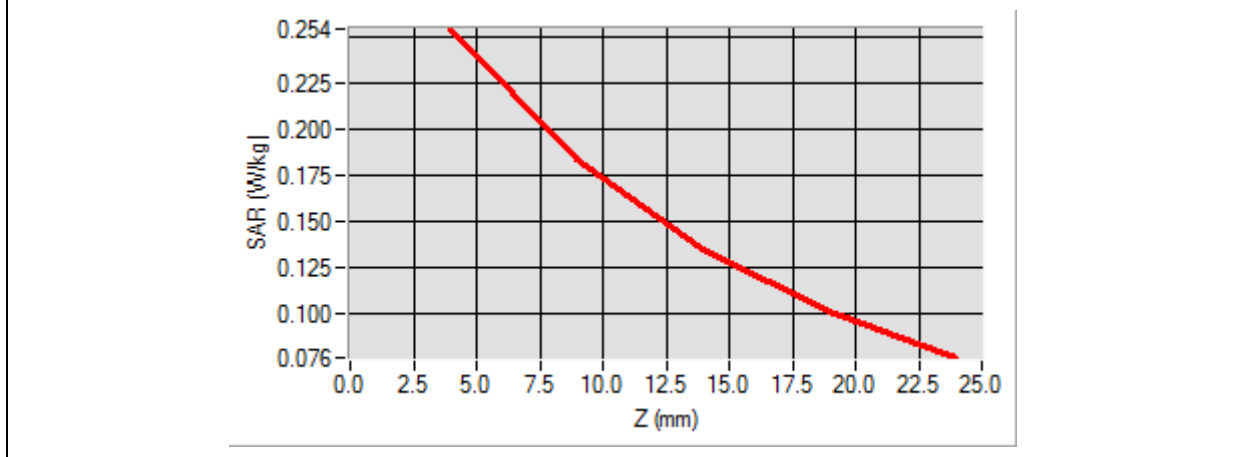
|  |            |
|--|------------|
| <b>Frequency (MHz)</b>                   | 846.600000 |
| <b>Relative Permittivity (real part)</b> | 54.851214  |
| <b>Conductivity (S/m)</b>                | 0.951454   |
| <b>Power Variation (%)</b>               | 0.754261   |
| <b>Ambient Temperature</b>               | 21.1       |
| <b>Liquid Temperature</b>                | 21.3       |

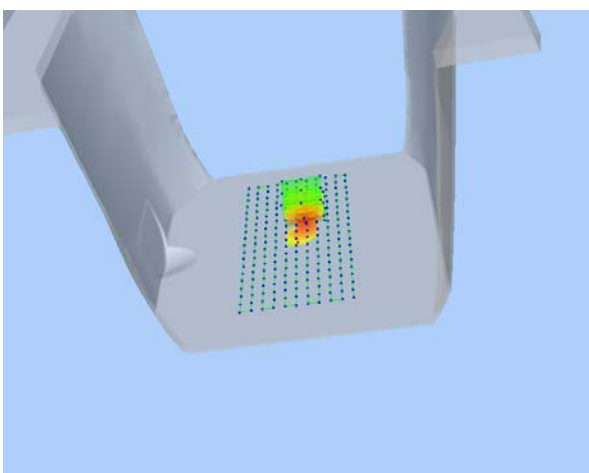



**Maximum location: X=7.00, Y=32.00**

|                       |                 |
|-----------------------|-----------------|
| <b>SAR 10g (W/Kg)</b> | <b>0.168898</b> |
| <b>SAR 1g (W/Kg)</b>  | <b>0.241677</b> |

|                   |               |               |               |               |               |
|-------------------|---------------|---------------|---------------|---------------|---------------|
| <b>Z (mm)</b>     | <b>0.00</b>   | <b>4.00</b>   | <b>9.00</b>   | <b>14.00</b>  | <b>19.00</b>  |
| <b>SAR (W/Kg)</b> | <b>0.0000</b> | <b>0.2538</b> | <b>0.1837</b> | <b>0.1351</b> | <b>0.1016</b> |



| 3D screen shot  | Hot spot position   |
|---|---|
|  |  |



# MEASUREMENT 13

Type: Phone measurement (Complete)

Date of measurement: 06/20/2016

Measurement duration: 12 minutes 3 seconds

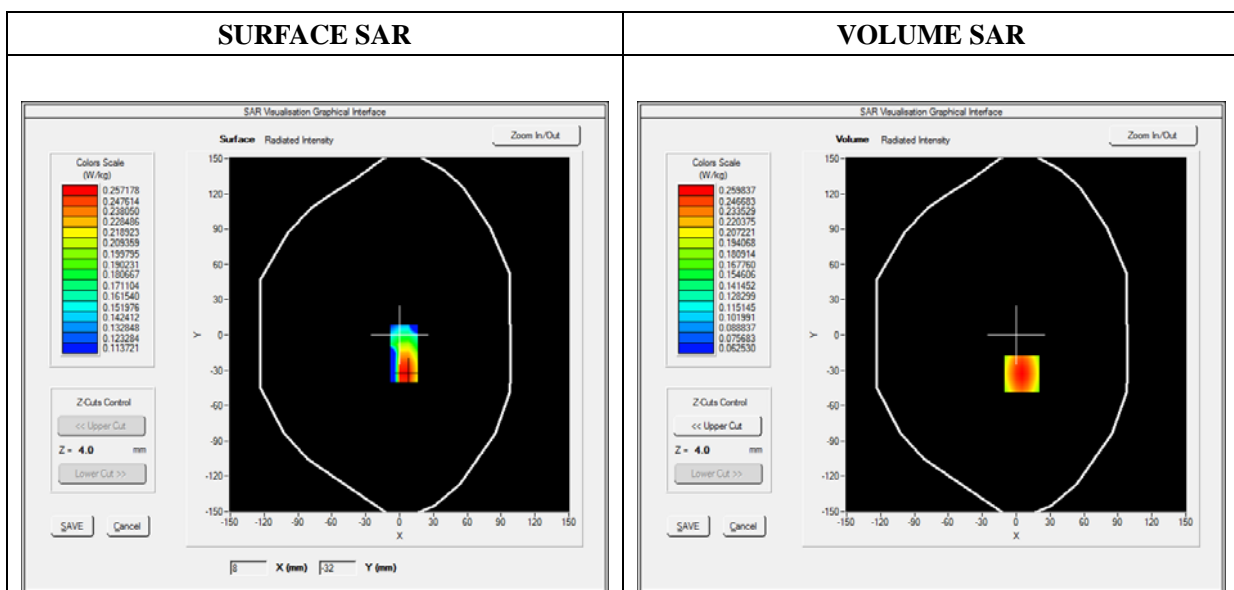
E-field Probe: SSE5 - SN 09/13 EP168; ConvF: 6.55; Calibrated: 06/01/2016

## A. Experimental conditions

|                        |                               |
|------------------------|-------------------------------|
| <b>Area Scan</b>       | sam_direct_droit2_surf8mm.txt |
| <b>Phantom</b>         | Flat Plane                    |
| <b>Device Position</b> | Back                          |
| <b>Band</b>            | WCDMA1900_RMC                 |
| <b>Channels</b>        | High                          |
| <b>Signal</b>          | Duty Cycle 1:1                |

## B. SAR Measurement Results

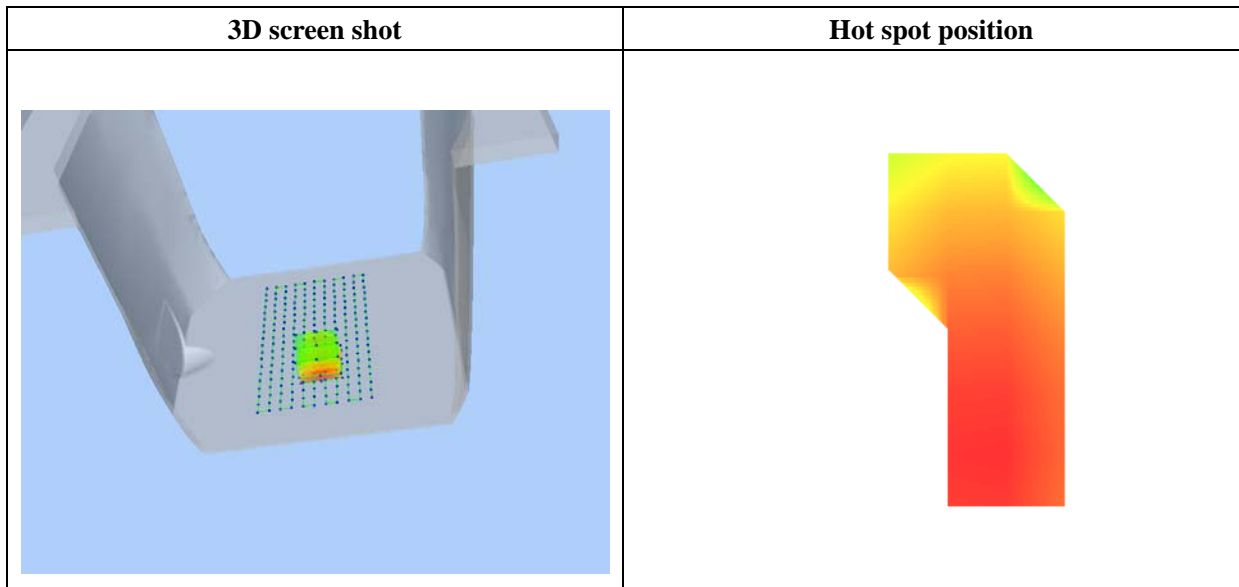
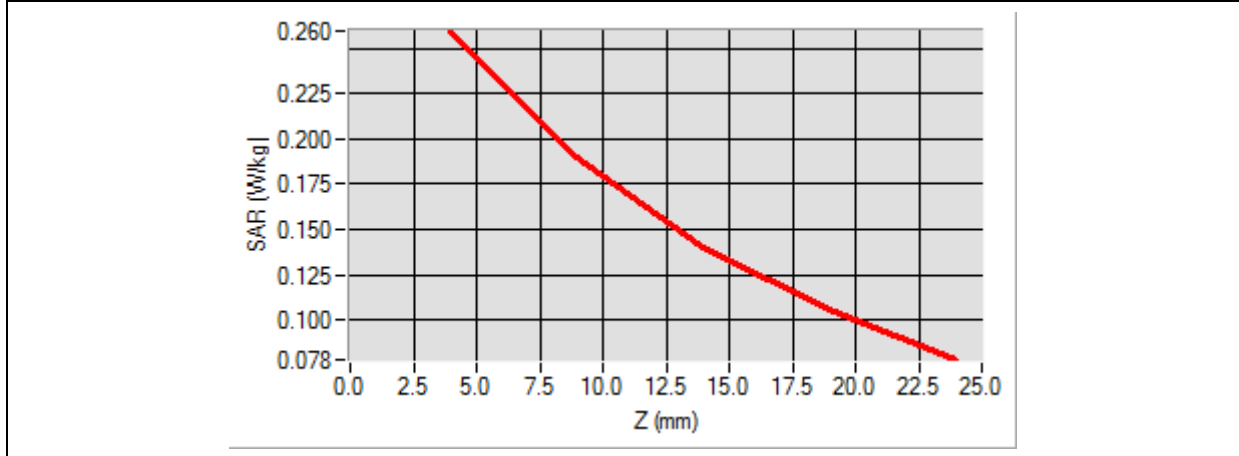
|  |             |
|--|-------------|
| <b>Frequency (MHz)</b>                   | 1907.600000 |
| <b>Relative Permittivity (real part)</b> | 52.420415   |
| <b>Conductivity (S/m)</b>                | 1.501966    |
| <b>Power Variation (%)</b>               | 0.734538    |
| <b>Ambient Temperature</b>               | 21.1        |
| <b>Liquid Temperature</b>                | 21.3        |



Maximum location: X=5.00, Y=-33.00

|                |          |
|----------------|----------|
| SAR 10g (W/Kg) | 0.174505 |
| SAR 1g (W/Kg)  | 0.247386 |

|            |        |        |        |        |        |
|------------|--------|--------|--------|--------|--------|
| Z (mm)     | 0.00   | 4.00   | 9.00   | 14.00  | 19.00  |
| SAR (W/Kg) | 0.0000 | 0.2598 | 0.1901 | 0.1404 | 0.1051 |



# MEASUREMENT 17

Type: Phone measurement (Complete)

Date of measurement: 06/20/2016

Measurement duration: 12 minutes 3 seconds

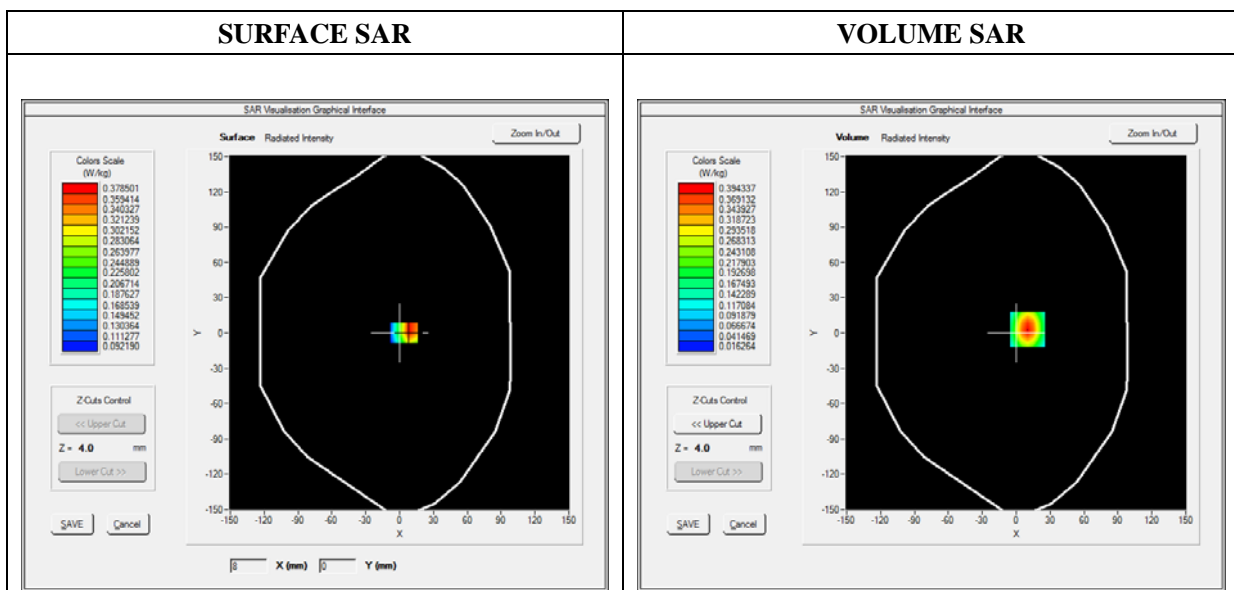
E-field Probe: SSE5 - SN 09/13 EP168; ConvF: 6.06; Calibrated: 06/01/2016

## A. Experimental conditions

|                        |                               |
|------------------------|-------------------------------|
| <b>Area Scan</b>       | sam_direct_droit2_surf8mm.txt |
| <b>Phantom</b>         | Flat Plane                    |
| <b>Device Position</b> | Back                          |
| <b>Band</b>            | WCDMA1700_RMC                 |
| <b>Channels</b>        | Low                           |
| <b>Signal</b>          | Duty Cycle 1:1                |

## B. SAR Measurement Results

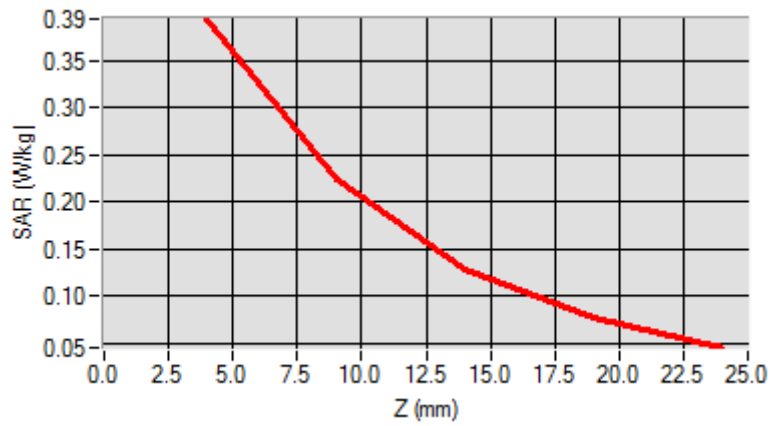
|  |             |
|--|-------------|
| <b>Frequency (MHz)</b>                   | 1712.400000 |
| <b>Relative Permittivity (real part)</b> | 51.224510   |
| <b>Conductivity (S/m)</b>                | 1.461261    |
| <b>Power Variation (%)</b>               | 0.541872    |
| <b>Ambient Temperature</b>               | 21.1        |
| <b>Liquid Temperature</b>                | 21.3        |

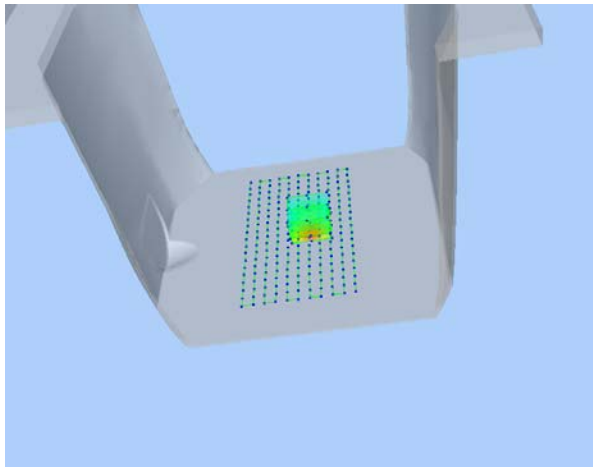



Maximum location: X=10.00, Y=3.00

|                |          |
|----------------|----------|
| SAR 10g (W/Kg) | 0.191416 |
| SAR 1g (W/Kg)  | 0.359131 |

|            |        |        |        |        |        |
|------------|--------|--------|--------|--------|--------|
| Z (mm)     | 0.00   | 4.00   | 9.00   | 14.00  | 19.00  |
| SAR (W/Kg) | 0.0000 | 0.3943 | 0.2242 | 0.1285 | 0.0769 |



| 3D screen shot  | Hot spot position   |
|---|---|
|  |  |

# MEASUREMENT 21

Type: Phone measurement (Complete)

Date of measurement: 06/20/2016

Measurement duration: 12 minutes 3 seconds

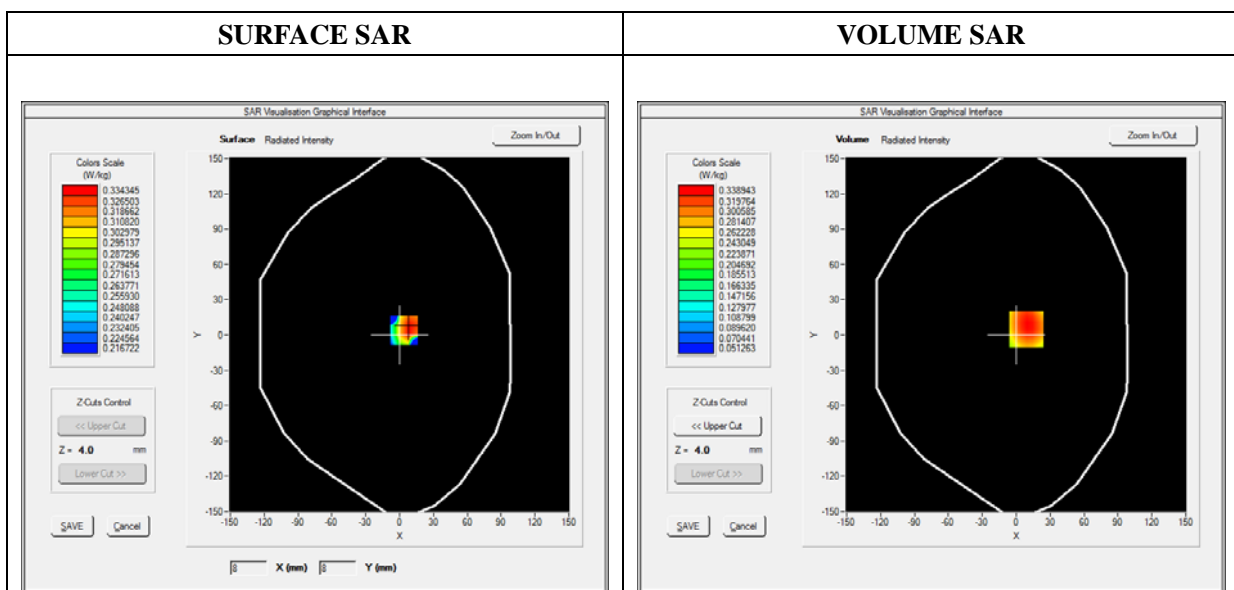
E-field Probe: SSE5 - SN 09/13 EP168; ConvF: 6.55; Calibrated: 06/01/2016

## A. Experimental conditions

|                        |                               |
|------------------------|-------------------------------|
| <b>Area Scan</b>       | sam_direct_droit2_surf8mm.txt |
| <b>Phantom</b>         | Flat Plane                    |
| <b>Device Position</b> | Back                          |
| <b>Band</b>            | LTE Band 2_RMC                |
| <b>Channels</b>        | QPSK, 20MHz, 1RB, Low         |
| <b>Signal</b>          | Duty Cycle 1:1                |

## B. SAR Measurement Results

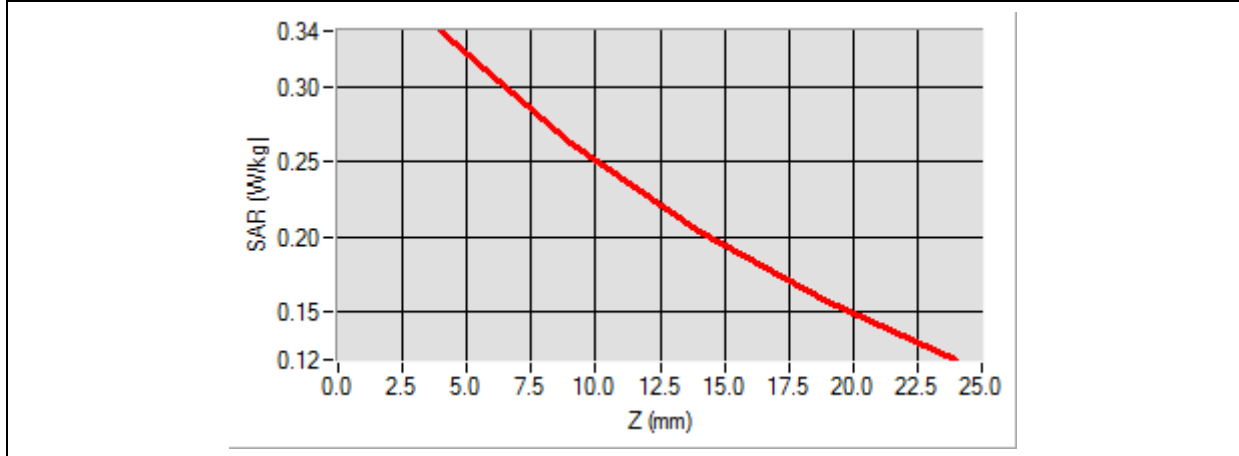
|  |             |
|--|-------------|
| <b>Frequency (MHz)</b>                   | 1860.000000 |
| <b>Relative Permittivity (real part)</b> | 52.420415   |
| <b>Conductivity (S/m)</b>                | 1.501966    |
| <b>Power Variation (%)</b>               | 1.523573    |
| <b>Ambient Temperature</b>               | 21.1        |
| <b>Liquid Temperature</b>                | 21.3        |

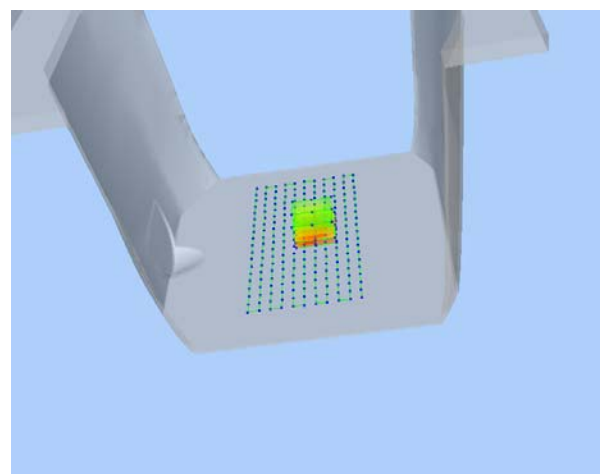



Maximum location: X=-8.00, Y=-31.00

|                |          |
|----------------|----------|
| SAR 10g (W/Kg) | 0.241206 |
| SAR 1g (W/Kg)  | 0.346527 |

|            |        |        |        |        |        |
|------------|--------|--------|--------|--------|--------|
| Z (mm)     | 0.00   | 4.00   | 9.00   | 14.00  | 19.00  |
| SAR (W/Kg) | 0.0000 | 0.3370 | 0.2621 | 0.2031 | 0.1566 |



| 3D screen shot  | Hot spot position   |
|---|---|
|  |  |

# MEASUREMENT 29

Type: Phone measurement (Complete)

Date of measurement: 06/20/2016

Measurement duration: 12 minutes 3 seconds

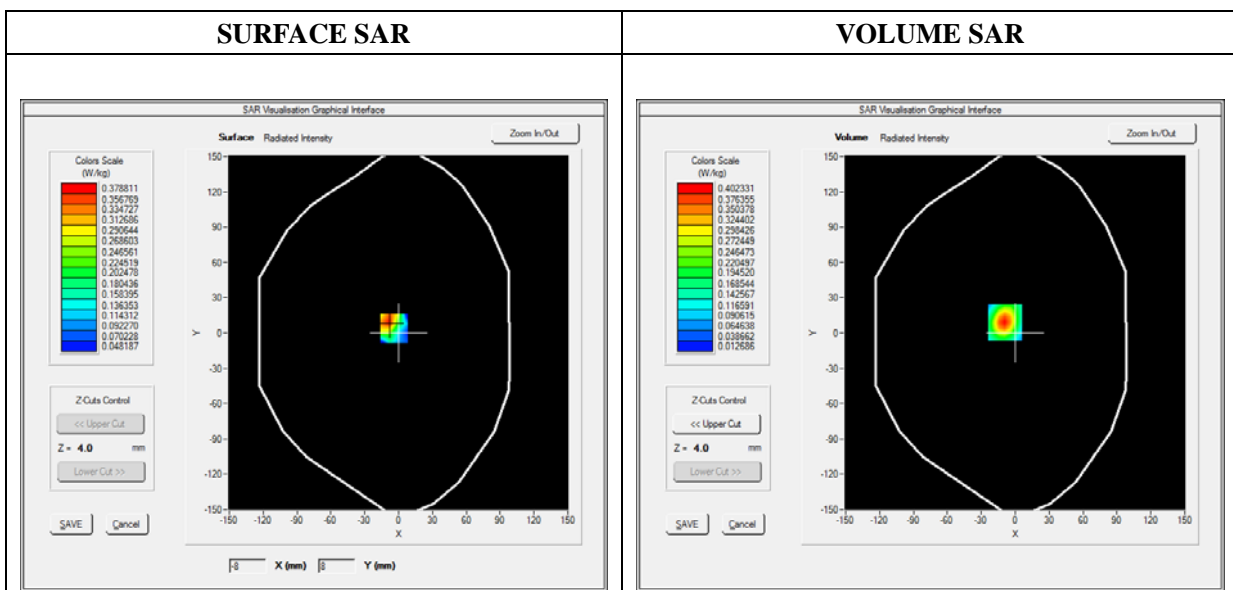
E-field Probe: SSE5 - SN 09/13 EP168; ConvF: 6.06; Calibrated: 06/01/2016

### A. Experimental conditions

|                        |                               |
|------------------------|-------------------------------|
| <b>Area Scan</b>       | sam_direct_droit2_surf8mm.txt |
| <b>Phantom</b>         | Flat Plane                    |
| <b>Device Position</b> | Back                          |
| <b>Band</b>            | LTE Band 4_RMC                |
| <b>Channels</b>        | QPSK, 20MHz, 1RB, Low         |
| <b>Signal</b>          | Duty Cycle 1:1                |

### B. SAR Measurement Results

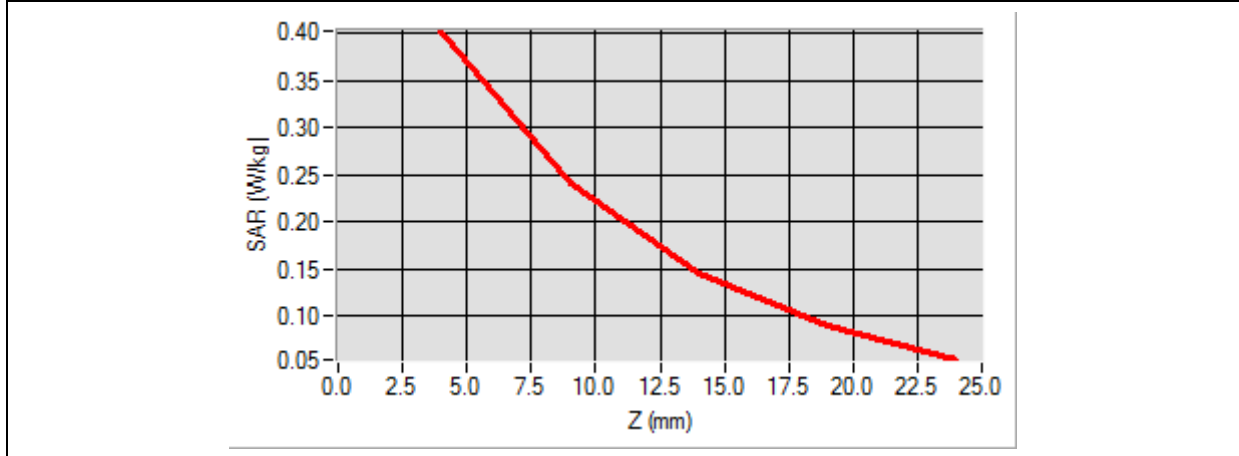
|  |             |
|--|-------------|
| <b>Frequency (MHz)</b>                   | 1720.000000 |
| <b>Relative Permittivity (real part)</b> | 51.224510   |
| <b>Conductivity (S/m)</b>                | 1.461261    |
| <b>Power Variation (%)</b>               | 0.858383    |
| <b>Ambient Temperature</b>               | 21.1        |
| <b>Liquid Temperature</b>                | 21.2        |

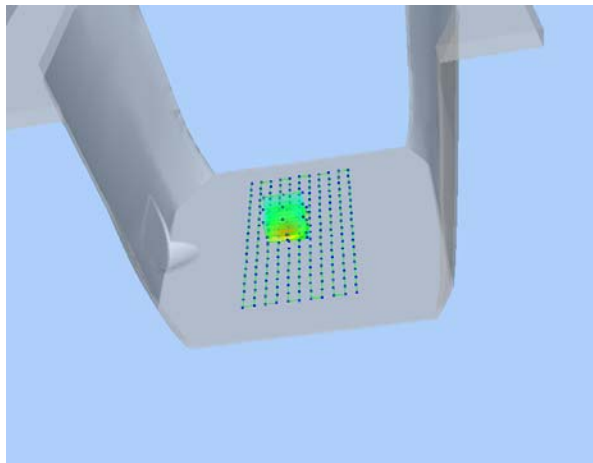
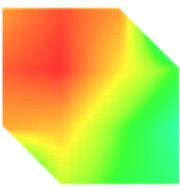


Maximum location: X=-9.00, Y=9.00

|                |          |
|----------------|----------|
| SAR 10g (W/Kg) | 0.190630 |
| SAR 1g (W/Kg)  | 0.359858 |

|            |        |        |        |        |        |
|------------|--------|--------|--------|--------|--------|
| Z (mm)     | 0.00   | 4.00   | 9.00   | 14.00  | 19.00  |
| SAR (W/Kg) | 0.0000 | 0.4023 | 0.2410 | 0.1449 | 0.0892 |



|   |  |
|---|--|
| <p>3D screen shot</p>   | <p>Hot spot position</p>   |
|  |  |



# MEASUREMENT 37

Type: Phone measurement (Complete)

Date of measurement: 06/20/2016

Measurement duration: 12 minutes 3 seconds

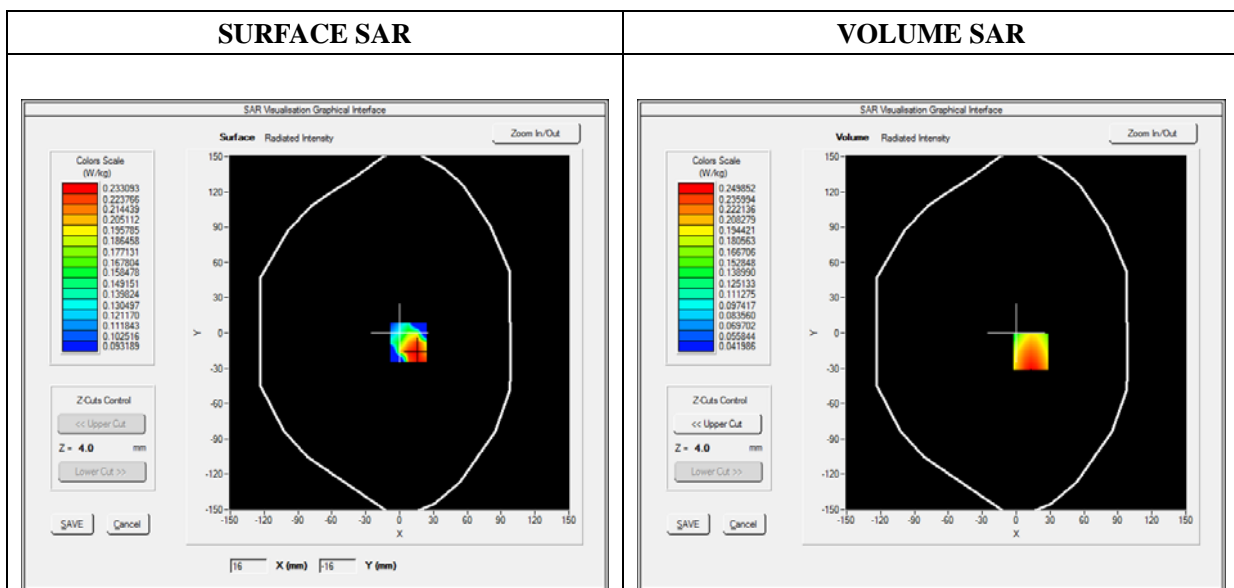
E-field Probe: SSE5 - SN 09/13 EP168; ConvF: 7.28; Calibrated: 06/01/2016

## A. Experimental conditions

|                        |                               |
|------------------------|-------------------------------|
| <b>Area Scan</b>       | sam_direct_droit2_surf8mm.txt |
| <b>Phantom</b>         | Flat Plane                    |
| <b>Device Position</b> | Back                          |
| <b>Band</b>            | LTE Band 13_RMC               |
| <b>Channels</b>        | QPSK, 10MHz, 1RB, Middle      |
| <b>Signal</b>          | Duty Cycle 1:1                |

## B. SAR Measurement Results

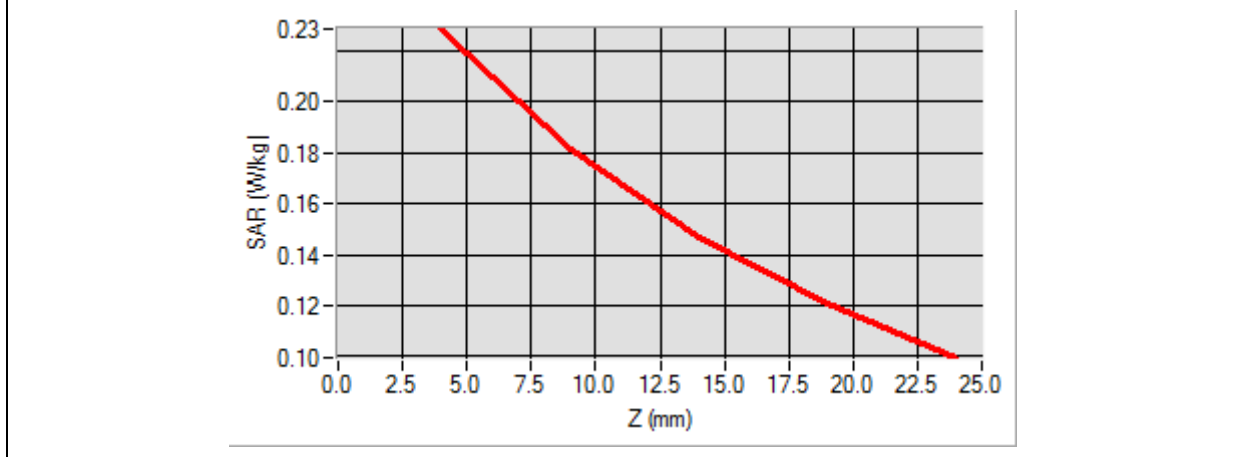
|  |            |
|--|------------|
| <b>Frequency (MHz)</b>                   | 782.000000 |
| <b>Relative Permittivity (real part)</b> | 54.964739  |
| <b>Conductivity (S/m)</b>                | 0.931048   |
| <b>Power Variation (%)</b>               | 3.672346   |
| <b>Ambient Temperature</b>               | 21.1       |
| <b>Liquid Temperature</b>                | 21.2       |

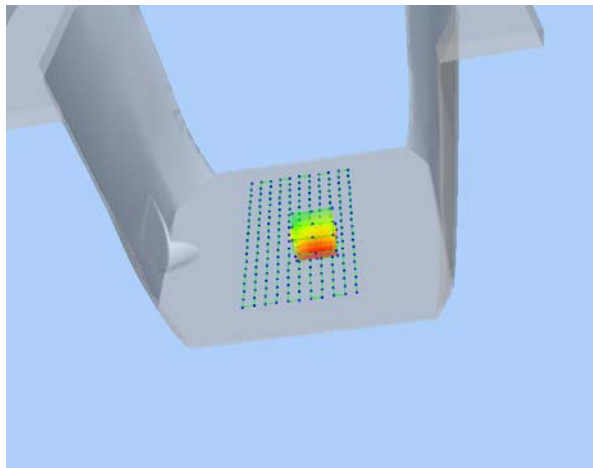
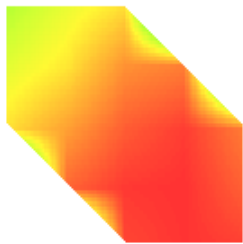


Maximum location: X=13.00, Y=-16.00

|                |          |
|----------------|----------|
| SAR 10g (W/Kg) | 0.177979 |
| SAR 1g (W/Kg)  | 0.234961 |

|            |        |        |        |        |        |
|------------|--------|--------|--------|--------|--------|
| Z (mm)     | 0.00   | 4.00   | 9.00   | 14.00  | 19.00  |
| SAR (W/Kg) | 0.0000 | 0.2285 | 0.1812 | 0.1463 | 0.1205 |



| 3D screen shot  | Hot spot position   |
|---|---|
|  |  |

# MEASUREMENT 45

Type: Phone measurement (Complete)

Date of measurement: 06/20/2016

Measurement duration: 12 minutes 3 seconds

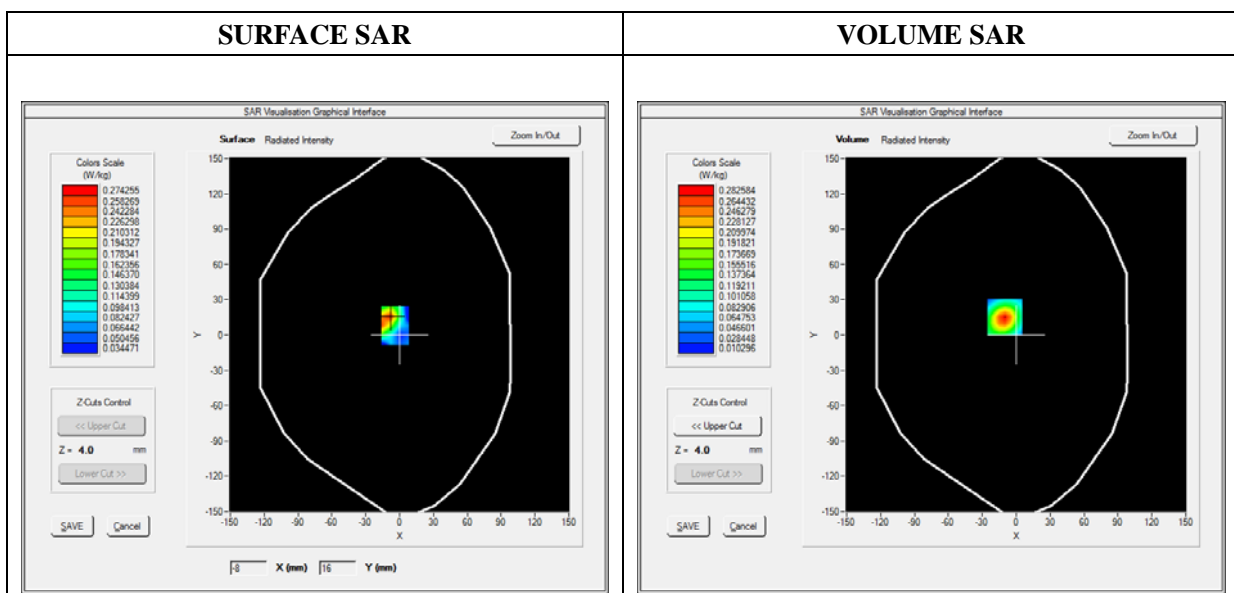
E-field Probe: SSE5 - SN 09/13 EP168; ConvF: 7.28; Calibrated: 06/01/2016

## A. Experimental conditions

|                        |                               |
|------------------------|-------------------------------|
| <b>Area Scan</b>       | sam_direct_droit2_surf8mm.txt |
| <b>Phantom</b>         | Flat Plane                    |
| <b>Device Position</b> | Back                          |
| <b>Band</b>            | LTE Band 17_RMC               |
| <b>Channels</b>        | QPSK, 10MHz, Middle           |
| <b>Signal</b>          | Duty Cycle 1:1                |

## B. SAR Measurement Results

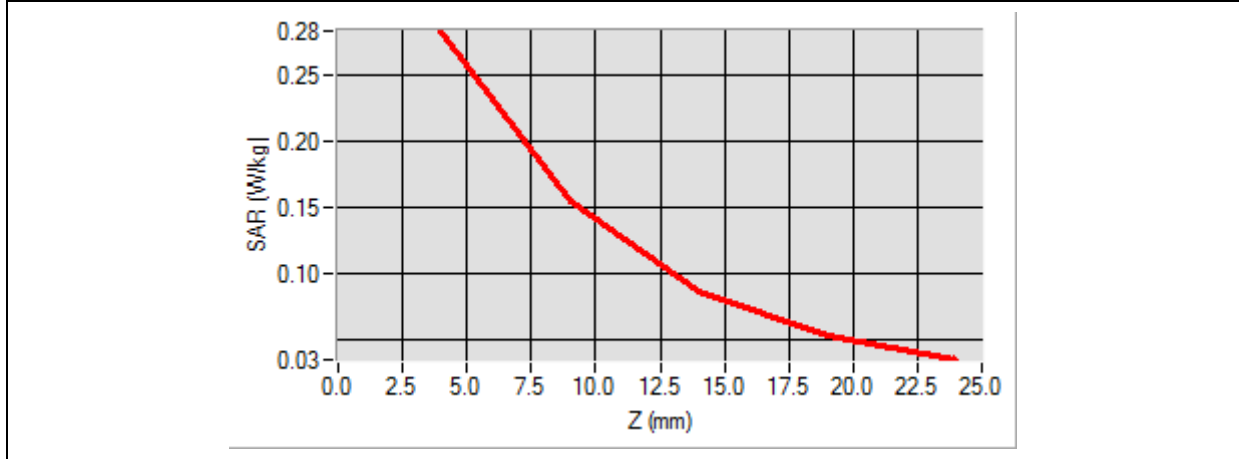
|  |            |
|--|------------|
| <b>Frequency (MHz)</b>                   | 710.000000 |
| <b>Relative Permittivity (real part)</b> | 54.964739  |
| <b>Conductivity (S/m)</b>                | 0.931048   |
| <b>Power Variation (%)</b>               | 0.954431   |
| <b>Ambient Temperature</b>               | 21.1       |
| <b>Liquid Temperature</b>                | 21.3       |

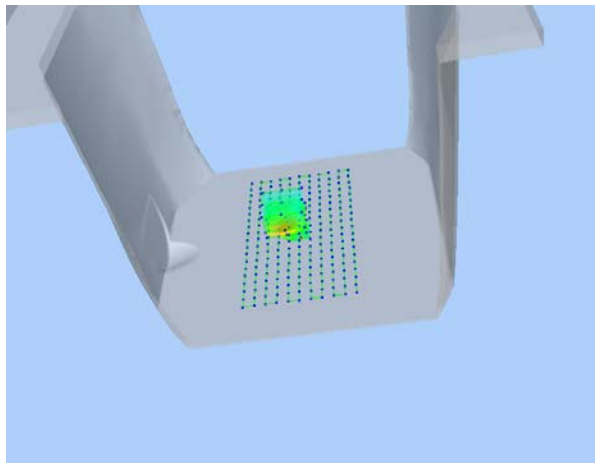
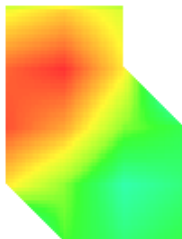


Maximum location: X=-10.00, Y=15.00

|                |          |
|----------------|----------|
| SAR 10g (W/Kg) | 0.156535 |
| SAR 1g (W/Kg)  | 0.308395 |

|            |        |        |        |        |        |
|------------|--------|--------|--------|--------|--------|
| Z (mm)     | 0.00   | 4.00   | 9.00   | 14.00  | 19.00  |
| SAR (W/Kg) | 0.0000 | 0.2826 | 0.1534 | 0.0861 | 0.0532 |



|   |   |
|---|---|
| <p>3D screen shot</p>   | <p>Hot spot position</p>  |
|  |  |

# MEASUREMENT 56

Type: Phone measurement (Complete)

Date of measurement: 06/20/2016

Measurement duration: 12 minutes 3 seconds

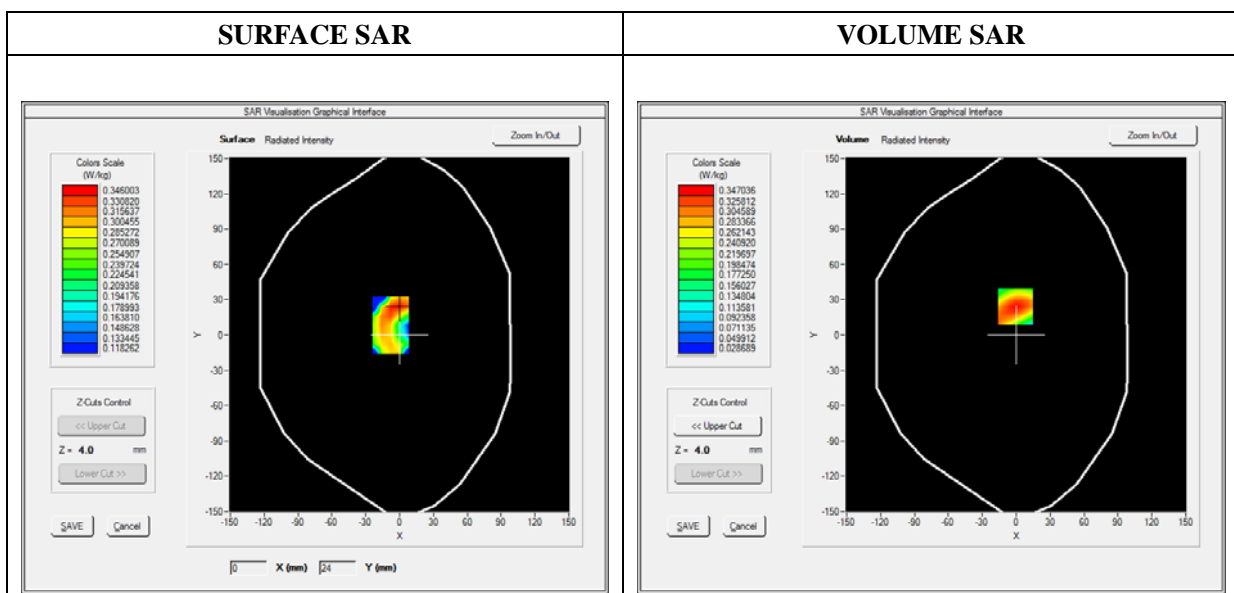
E-field Probe: SSE5 - SN 09/13 EP168; ConvF: 5.80; Calibrated: 06/01/2016

## A. Experimental conditions

|                        |                               |
|------------------------|-------------------------------|
| <b>Area Scan</b>       | sam_direct_droit2_surf8mm.txt |
| <b>Phantom</b>         | Flat Plane                    |
| <b>Device Position</b> | Top                           |
| <b>Band</b>            | Antenna 1:WiFi_802.11b        |
| <b>Channels</b>        | Low                           |
| <b>Signal</b>          | Duty Cycle 1:1                |

## B. SAR Measurement Results

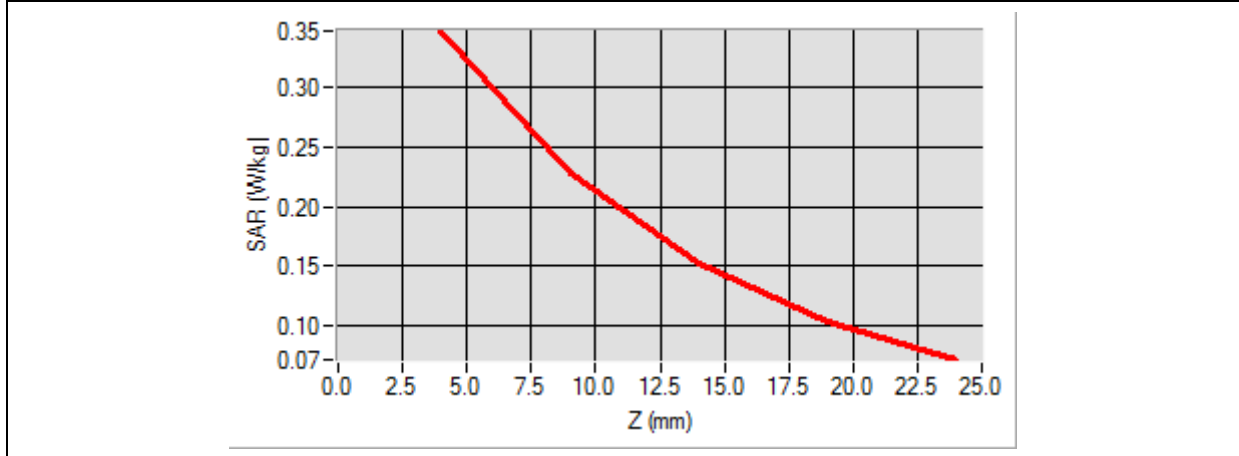
|  |             |
|--|-------------|
| <b>Frequency (MHz)</b>                   | 2412.000000 |
| <b>Relative Permittivity (real part)</b> | 52.010212   |
| <b>Conductivity (S/m)</b>                | 1.910255    |
| <b>Power Variation (%)</b>               | 0.462345    |
| <b>Ambient Temperature</b>               | 21.1        |
| <b>Liquid Temperature</b>                | 21.2        |

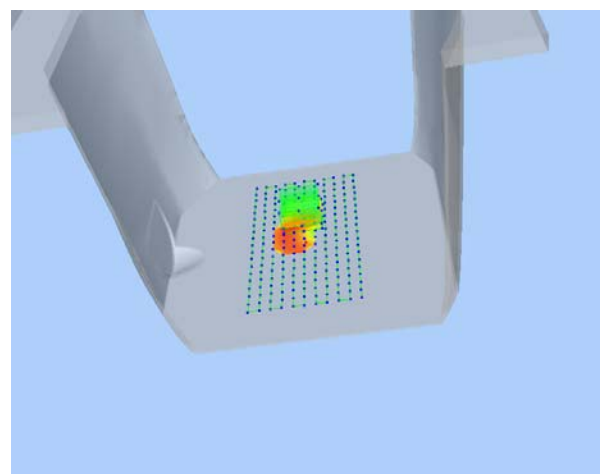
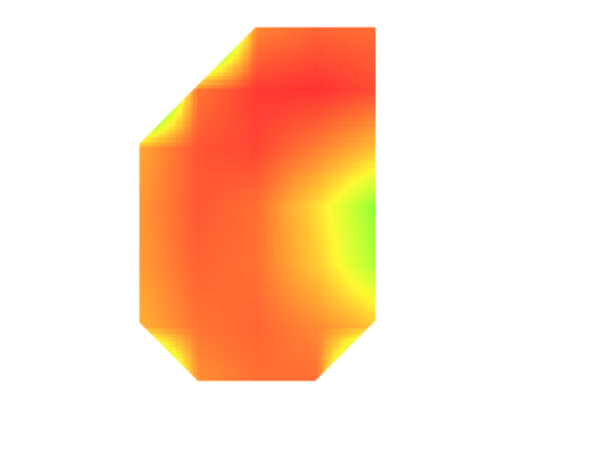


Maximum location: X=-1.00, Y=24.00

|                |          |
|----------------|----------|
| SAR 10g (W/Kg) | 0.205959 |
| SAR 1g (W/Kg)  | 0.324885 |

|            |        |        |        |        |        |
|------------|--------|--------|--------|--------|--------|
| Z (mm)     | 0.00   | 4.00   | 9.00   | 14.00  | 19.00  |
| SAR (W/Kg) | 0.0000 | 0.3470 | 0.2273 | 0.1517 | 0.1046 |



| 3D screen shot  | Hot spot position  |
|---|--|
|  |  |

# MEASUREMENT 58

Type: Phone measurement (Complete)

Date of measurement: 06/20/2016

Measurement duration: 12 minutes 3 seconds

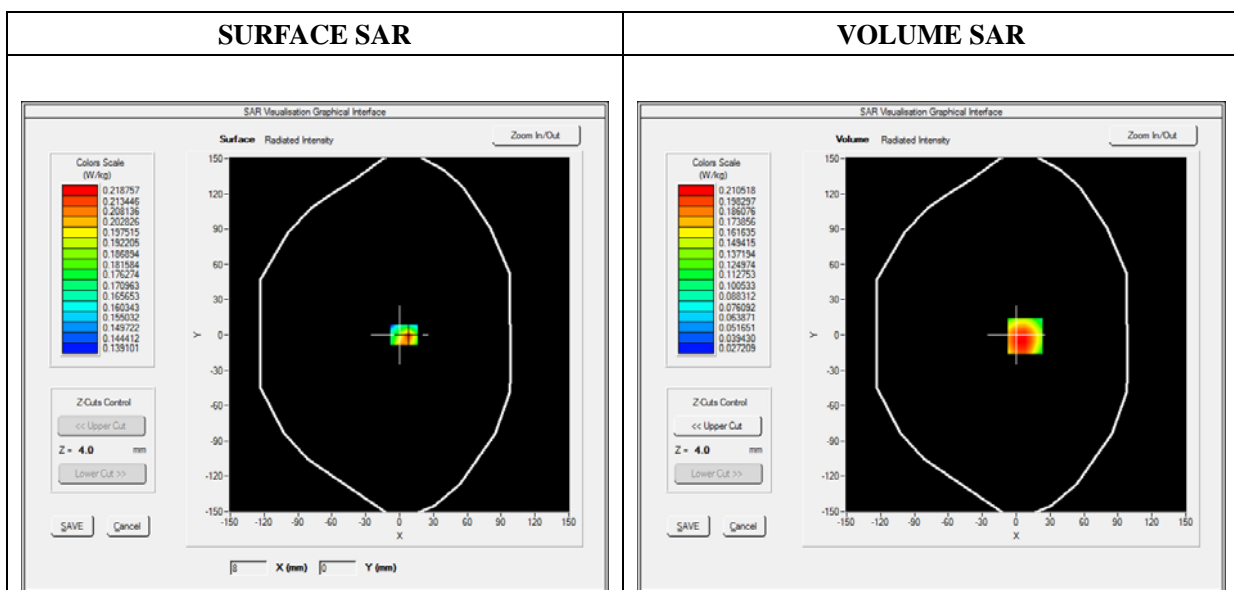
E-field Probe: SSE5 - SN 09/13 EP168; ConvF: 5.80; Calibrated: 06/01/2016

## A. Experimental conditions

|                        |                               |
|------------------------|-------------------------------|
| <b>Area Scan</b>       | sam_direct_droit2_surf8mm.txt |
| <b>Phantom</b>         | Flat Plane                    |
| <b>Device Position</b> | Front                         |
| <b>Band</b>            | Antenna 2:WiFi_802.11b        |
| <b>Channels</b>        | Low                           |
| <b>Signal</b>          | Duty Cycle 1:1                |

## B. SAR Measurement Results

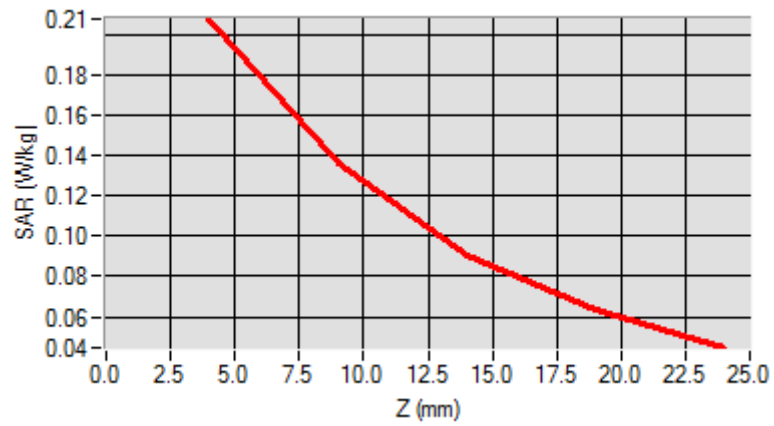
|  |             |
|--|-------------|
| <b>Frequency (MHz)</b>                   | 2412.000000 |
| <b>Relative Permittivity (real part)</b> | 52.010212   |
| <b>Conductivity (S/m)</b>                | 1.910255    |
| <b>Power Variation (%)</b>               | 0.598795    |
| <b>Ambient Temperature</b>               | 21.1        |
| <b>Liquid Temperature</b>                | 21.2        |

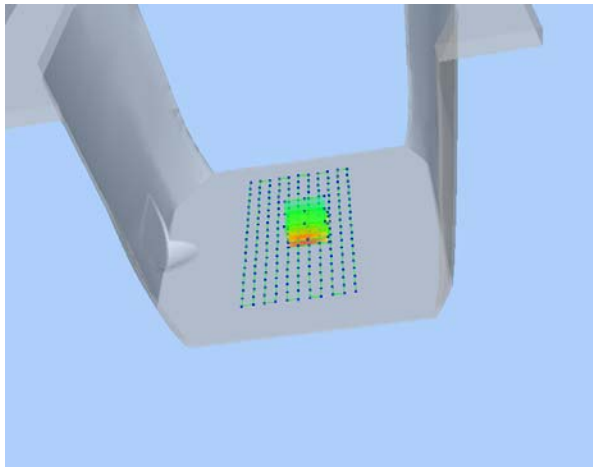



Maximum location: X=8.00, Y=-1.00

|                |          |
|----------------|----------|
| SAR 10g (W/Kg) | 0.128410 |
| SAR 1g (W/Kg)  | 0.201515 |

|            |        |        |        |        |        |
|------------|--------|--------|--------|--------|--------|
| Z (mm)     | 0.00   | 4.00   | 9.00   | 14.00  | 19.00  |
| SAR (W/Kg) | 0.0000 | 0.2081 | 0.1359 | 0.0909 | 0.0634 |



| 3D screen shot  | Hot spot position   |
|---|---|
|  |  |




## Annex C. EUT Photos

---


### EUT View Front



### EUT View Back



## Antenna View



## Annex D. Test Setup Photos

---

### Body Exposure Conditions

**Body Front**



**Body Back**



**Body Left****Body Top**

### Body Bottom



## Annex E. Calibration Certificate

---

**Please refer to the Exhibit for the Calibration Certificate**

**\*\*\*\*\* END OF REPORT \*\*\*\*\***