




Appendix D


Photographs

1. SAR measurement System
2. Photographs of Tissue Simulate Liquid
3. Photographs of EUT test position
4. EUT Constructional Details


1. SAR measurement System



2. Photographs of Tissue Simulate Liquid

Photo 1: Tissue Simulant Liquid for Body 2450	NA
	<p>NA</p>

3. Photographs of EUT test position

Photo 2: Back side 0mm	NA
	<p>NA</p>

4. EUT Constructional Details

