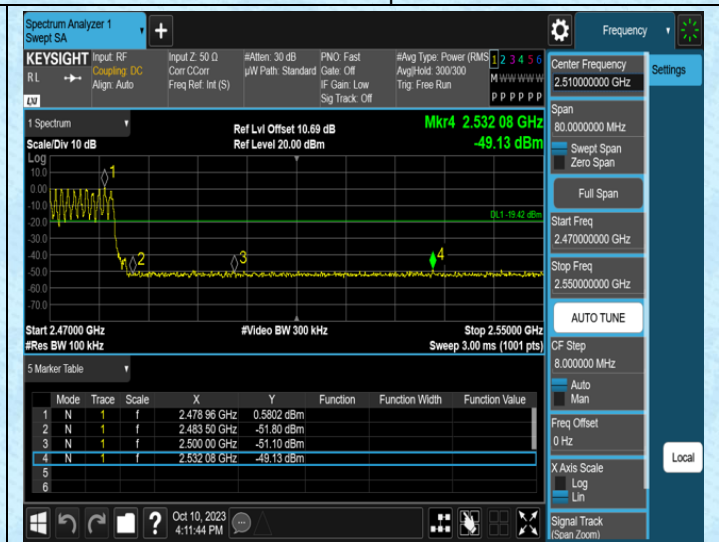
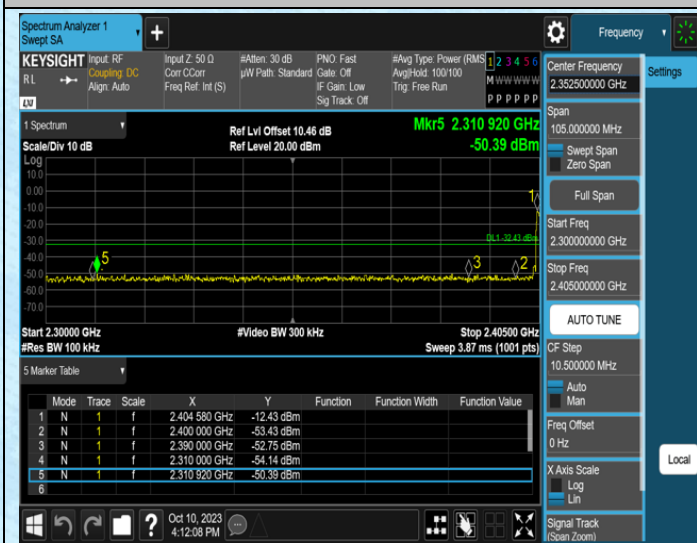


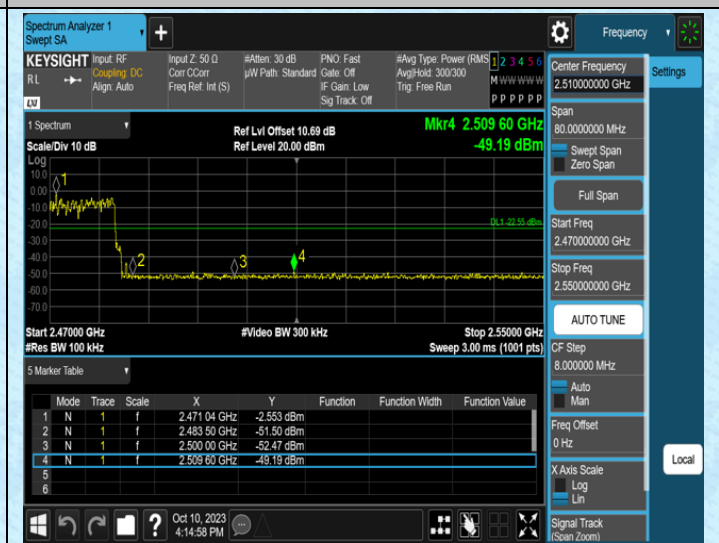
DH5-Ant1-Hop_2402



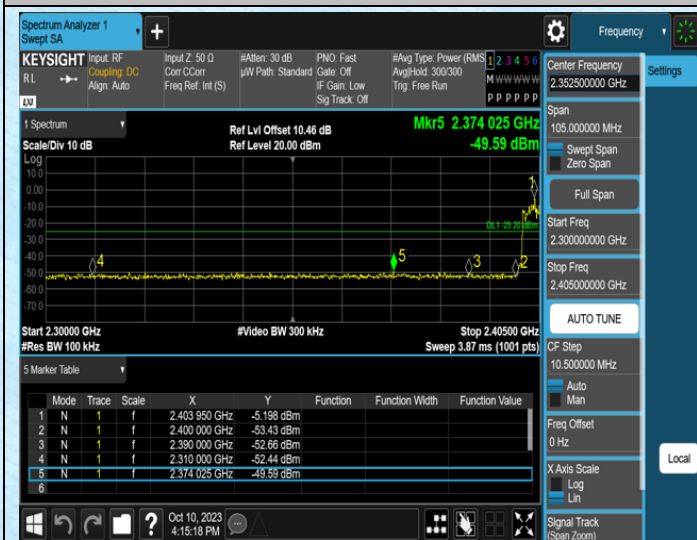
DH5-Ant1-Hop_2480



2DH5-Ant1-Hop_2402



2DH5-Ant1-Hop_2480



3DH5-Ant1-Hop_2402



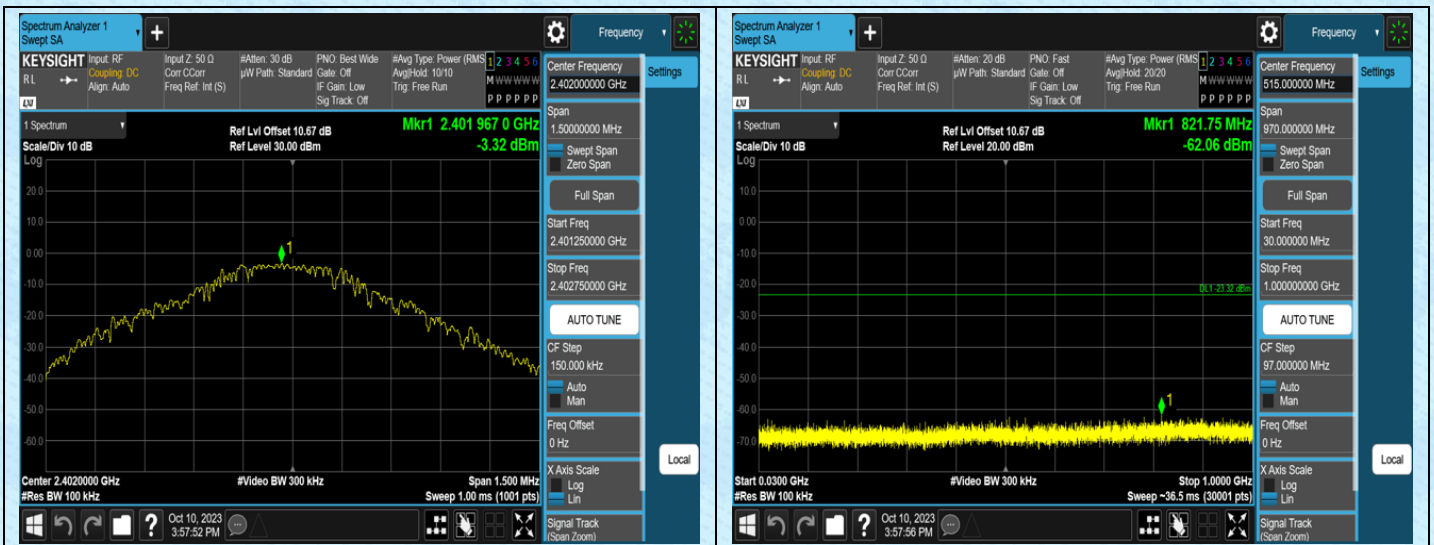
3DH5-Ant1-Hop_2480

AppendixH:Conducted Spurious Emission

Test Result

TestMode	Antenna	Frequency[MHz]	FreqRange [MHz]	RefLevel [dBm]	Result [dBm]	Limit [dBm]	Verdict
DH5	Ant1	2402	0~Reference	-3.32	-3.32	---	PASS
DH5	Ant1	2402	30~1000	-3.32	-62.06	≤-23.32	PASS
DH5	Ant1	2402	1000~26500	-3.32	-50.34	≤-23.32	PASS
DH5	Ant1	2441	0~Reference	-0.32	-0.32	---	PASS
DH5	Ant1	2441	30~1000	-0.32	-62.21	≤-20.32	PASS
DH5	Ant1	2441	1000~26500	-0.32	-49.12	≤-20.32	PASS
DH5	Ant1	2480	0~Reference	1.12	1.12	---	PASS
DH5	Ant1	2480	30~1000	1.12	-62.36	≤-18.88	PASS
DH5	Ant1	2480	1000~26500	1.12	-50.29	≤-18.88	PASS
2DH5	Ant1	2402	0~Reference	-9.27	-9.27	---	PASS
2DH5	Ant1	2402	30~1000	-9.27	-62.08	≤-29.27	PASS
2DH5	Ant1	2402	1000~26500	-9.27	-49.91	≤-29.27	PASS
2DH5	Ant1	2441	0~Reference	-5.38	-5.38	---	PASS
2DH5	Ant1	2441	30~1000	-5.38	-61.7	≤-25.38	PASS
2DH5	Ant1	2441	1000~26500	-5.38	-48.83	≤-25.38	PASS
2DH5	Ant1	2480	0~Reference	-3.24	-3.24	---	PASS
2DH5	Ant1	2480	30~1000	-3.24	-62.23	≤-23.24	PASS
2DH5	Ant1	2480	1000~26500	-3.24	-49.33	≤-23.24	PASS
3DH5	Ant1	2402	0~Reference	-8.68	-8.68	---	PASS
3DH5	Ant1	2402	30~1000	-8.68	-62.11	≤-28.68	PASS
3DH5	Ant1	2402	1000~26500	-8.68	-49.83	≤-28.68	PASS
3DH5	Ant1	2441	0~Reference	-2.66	-2.66	---	PASS
3DH5	Ant1	2441	30~1000	-2.66	-59.07	≤-22.66	PASS
3DH5	Ant1	2441	1000~26500	-2.66	-49.64	≤-22.66	PASS
3DH5	Ant1	2480	0~Reference	-2.44	-2.44	---	PASS
3DH5	Ant1	2480	30~1000	-2.44	-61.66	≤-22.44	PASS
3DH5	Ant1	2480	1000~26500	-2.44	-49.9	≤-22.44	PASS

Test Graphs



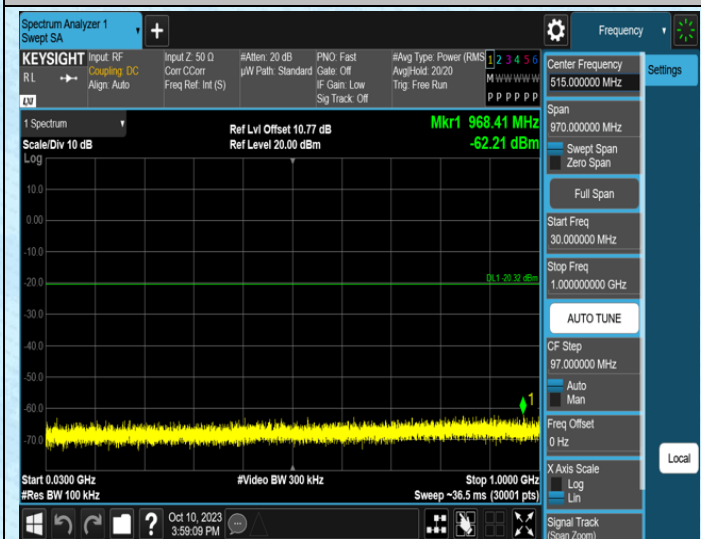
DH5-Ant1-2402-0-Reference

DH5-Ant1-2402-30-1000



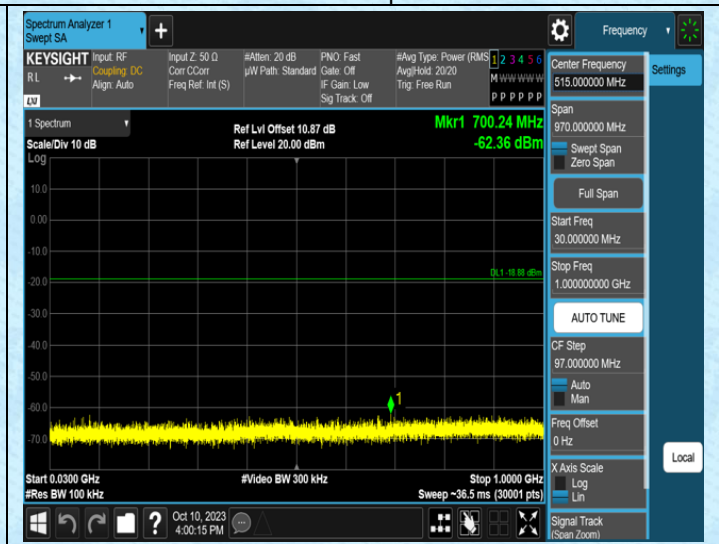
DH5-Ant1-2402-1000~26500

DH5-Ant1-2441-0-Reference



DH5-Ant1-2441-30~1000

DH5-Ant1-2441-1000~26500



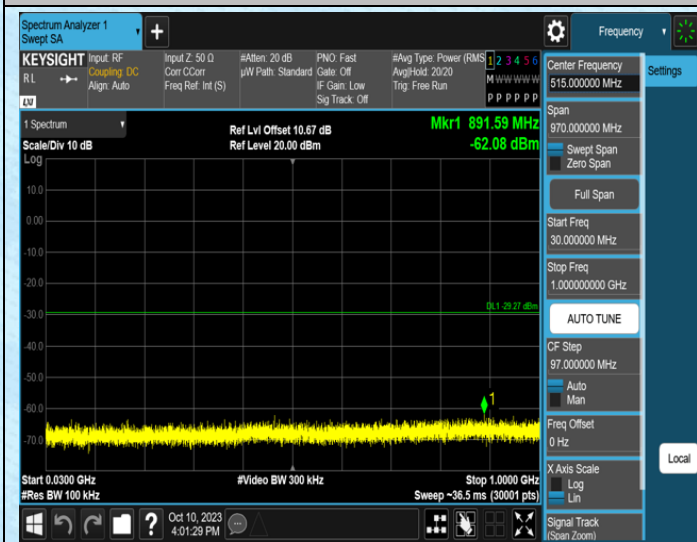
DH5-Ant1-2480-0-Reference

DH5-Ant1-2480-30~1000



DH5-Ant1-2480-1000~26500

2DH5-Ant1-2402-0-Reference

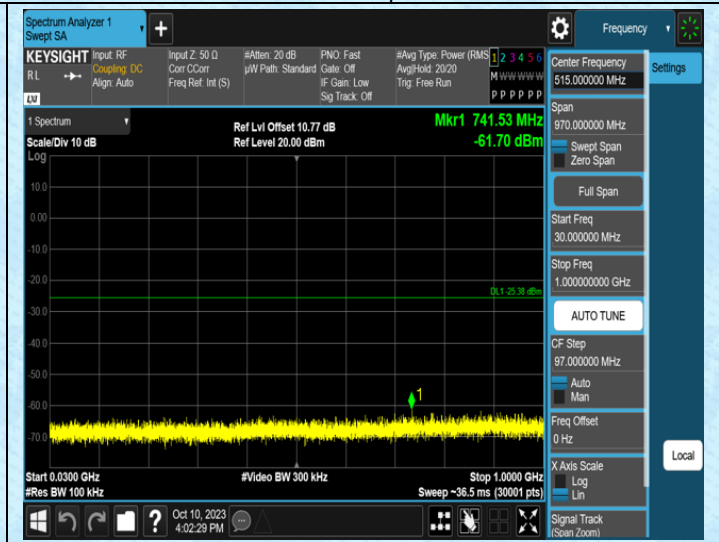


2DH5-Ant1-2402-30~1000

2DH5-Ant1-2402-1000~26500



2DH5-Ant1-2441-0~Reference



2DH5-Ant1-2441-30~1000



2DH5-Ant1-2441-1000~26500



2DH5-Ant1-2480-0~Reference



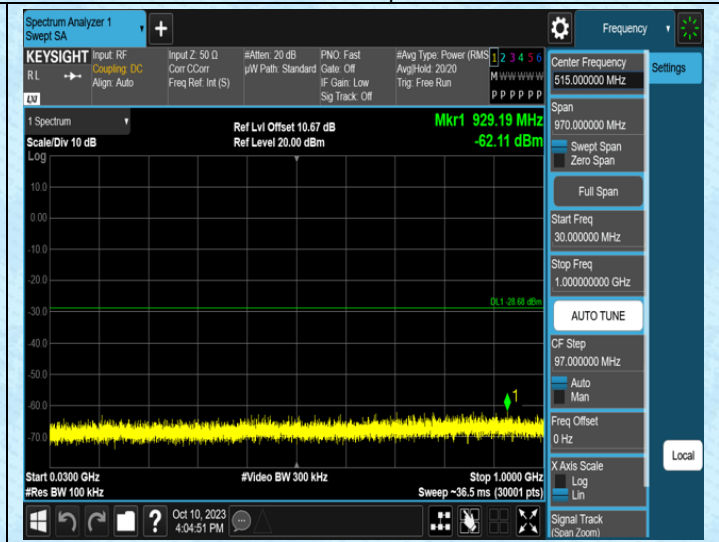
2DH5-Ant1-2480-30~1000



2DH5-Ant1-2480-1000~26500



3DH5-Ant1-2402-0~Reference



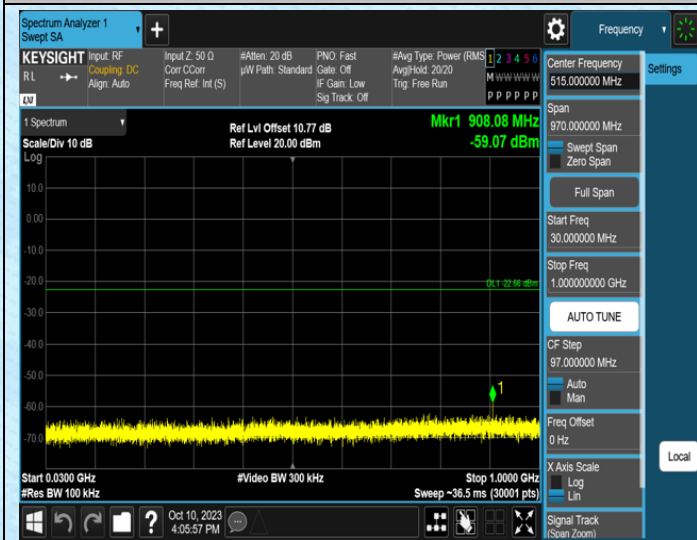
3DH5-Ant1-2402-30~1000



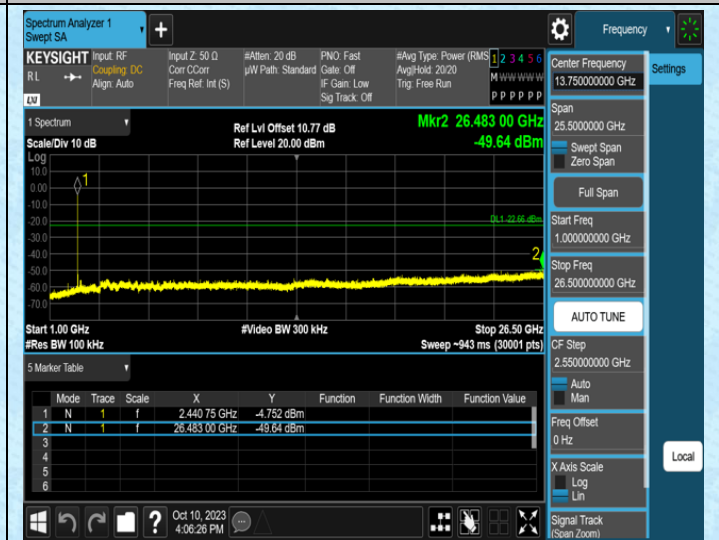
3DH5-Ant1-2402-1000~26500



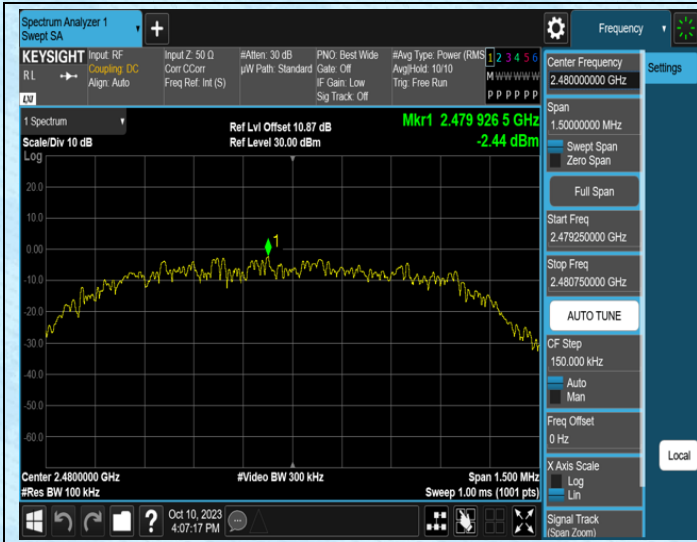
3DH5-Ant1-2441-0~Reference



3DH5-Ant1-2441-30~1000



3DH5-Ant1-2441-1000~26500



3DH5-Ant1-2480-0~Reference



3DH5-Ant1-2480-30~1000



3DH5-Ant1-2480-1000~26500



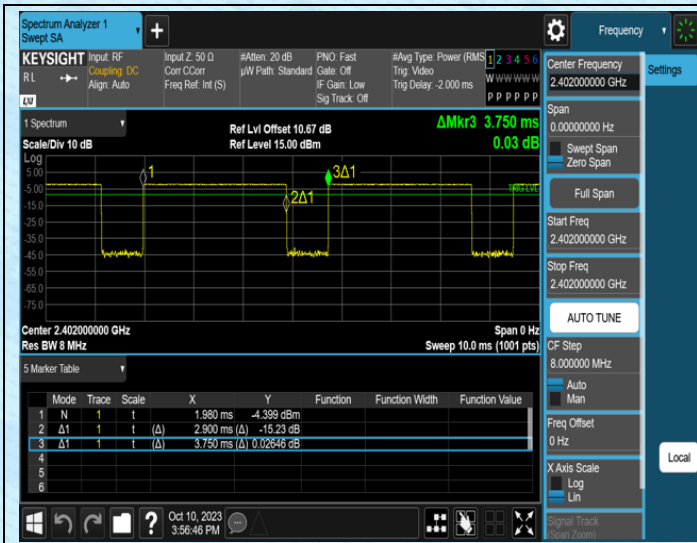
/

AppendixI: Duty Cycle

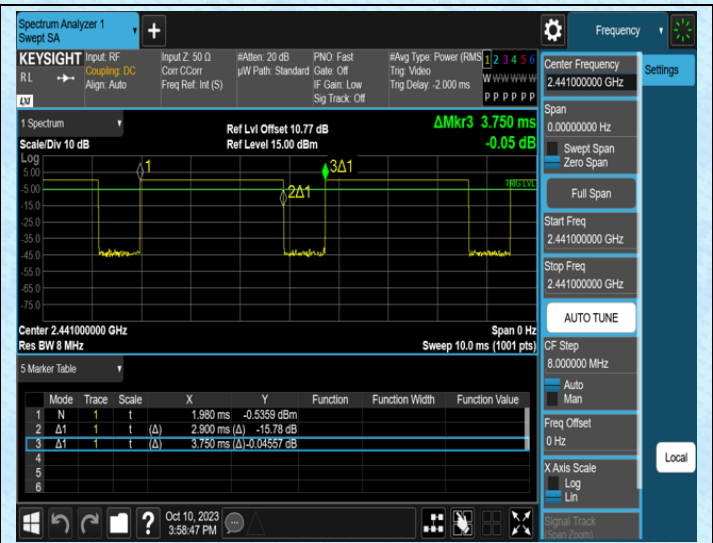
Test Result

TestMode	Antenna	Frequency[MHz]	ON Time [ms]	Period [ms]	Duty Cycle [%]	Duty Cycle Factor[dB]
DH5	Ant1	2402	2.90	3.75	77.33	1.12
DH5	Ant1	2441	2.90	3.75	77.33	1.12
DH5	Ant1	2480	2.90	3.75	77.33	1.12
2DH5	Ant1	2402	2.91	3.75	77.60	1.10
2DH5	Ant1	2441	2.91	3.75	77.60	1.10
2DH5	Ant1	2480	2.90	3.75	77.33	1.12
3DH5	Ant1	2402	2.90	3.75	77.33	1.12
3DH5	Ant1	2441	2.90	3.75	77.33	1.12
3DH5	Ant1	2480	2.90	3.75	77.33	1.12

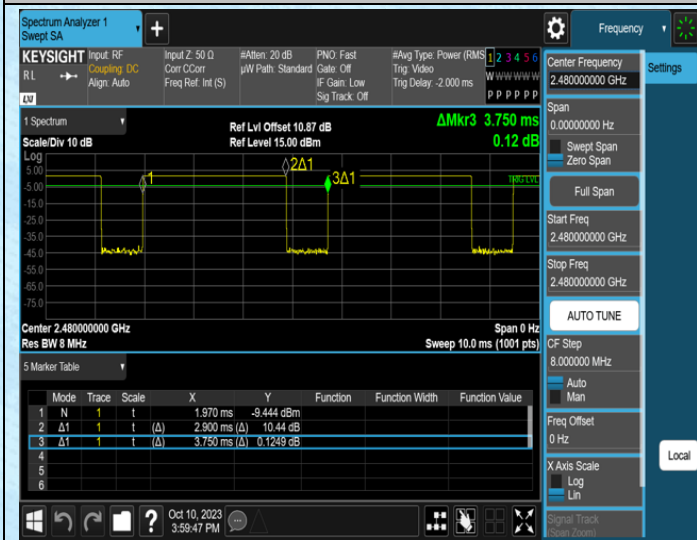
Test Graphs



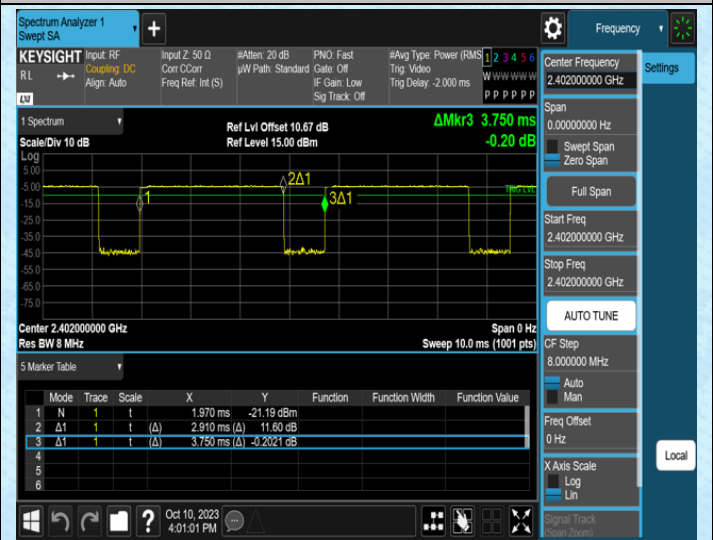
NTNV-DH5-Ant1-2402



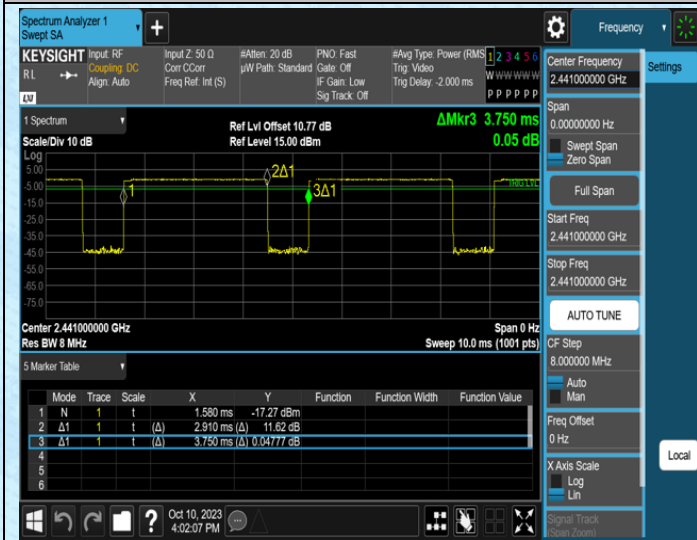
NTNV-DH5-Ant1-2441



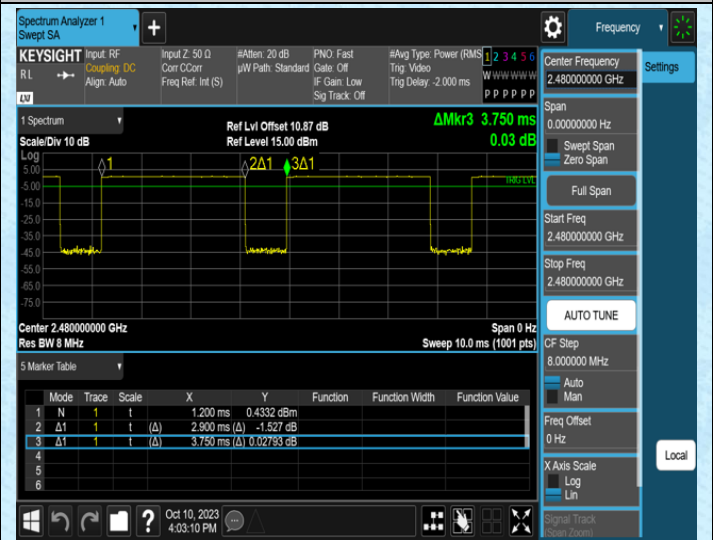
NTNV-DH5-Ant1-2480



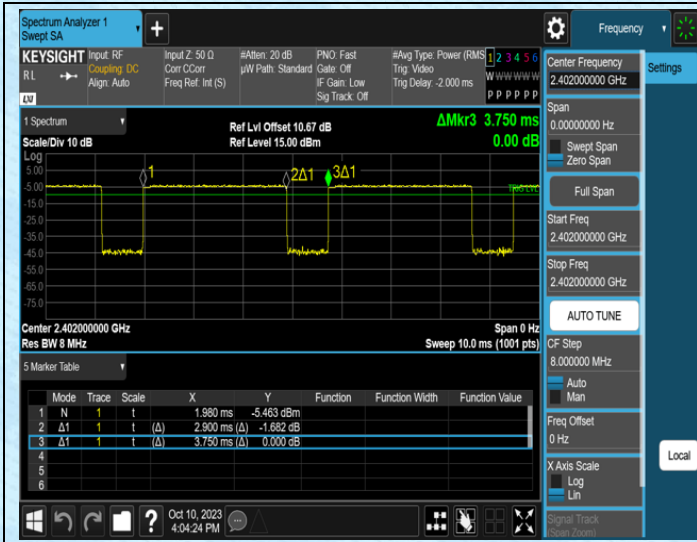
NTNV-2DH5-Ant1-2402



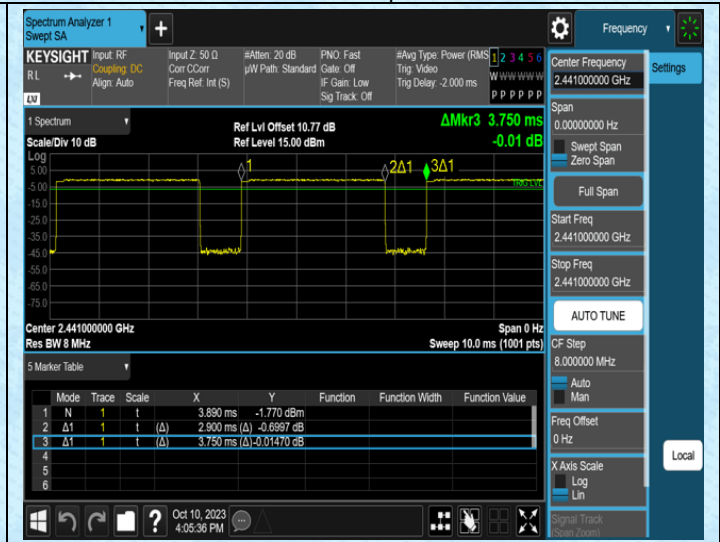
NTNV-2DH5-Ant1-2441



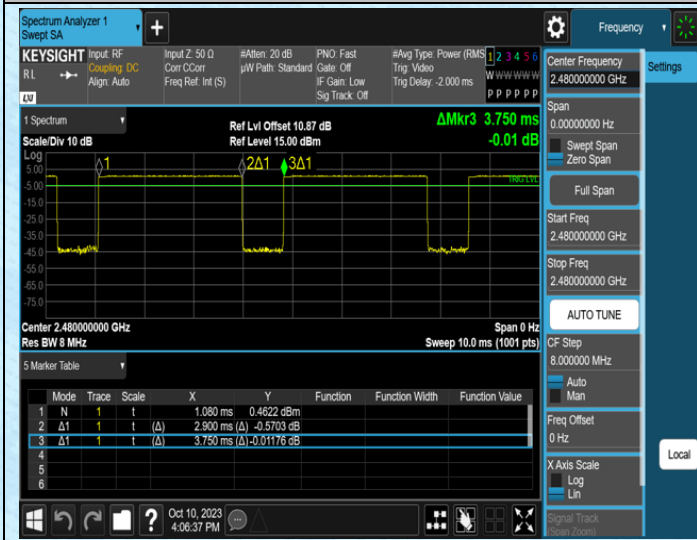
NTNV-2DH5-Ant1-2480



NTVN-3DH5-Ant1-2402



NTVN-3DH5-Ant1-2441



NTVN-3DH5-Ant1-2480

-----End-----