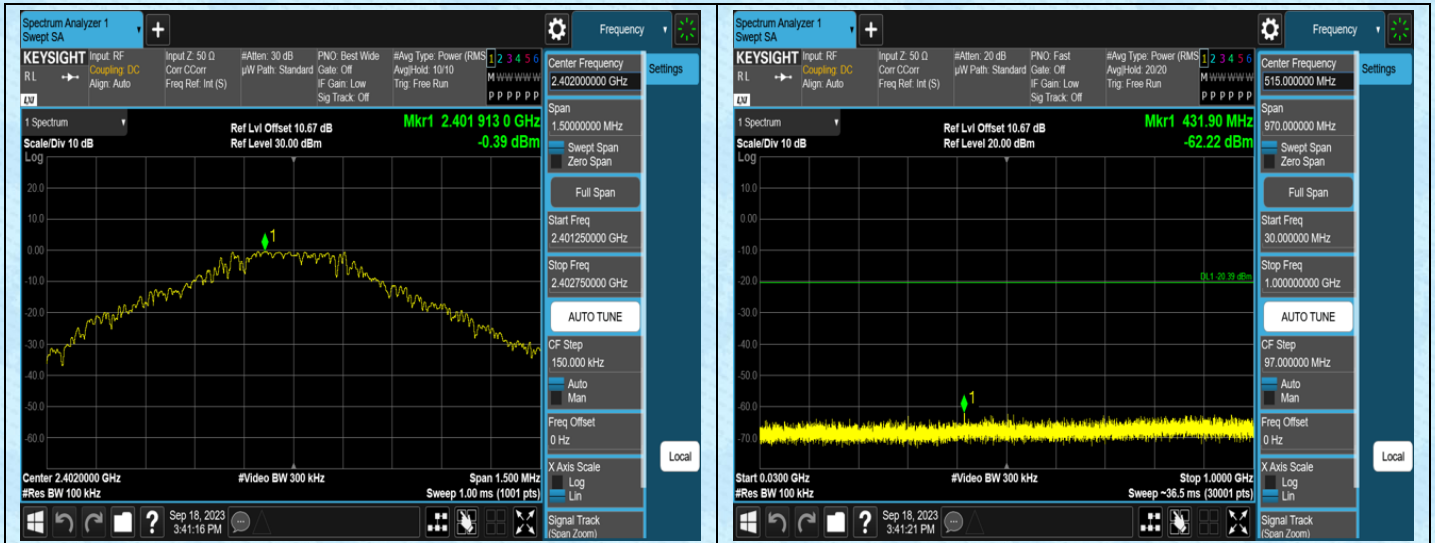


AppendixH:Conducted Spurious Emission

Test Result

TestMode	Antenna	Frequency[MHz]	FreqRange [MHz]	RefLevel [dBm]	Result [dBm]	Limit [dBm]	Verdict
DH5	Ant1	2402	0~Reference	-0.39	-0.39	---	PASS
DH5	Ant1	2402	30~1000	-0.39	-62.22	≤-20.39	PASS
DH5	Ant1	2402	1000~26500	-0.39	-47.47	≤-20.39	PASS
DH5	Ant1	2441	0~Reference	-1.06	-1.06	---	PASS
DH5	Ant1	2441	30~1000	-1.06	-62.33	≤-21.06	PASS
DH5	Ant1	2441	1000~26500	-1.06	-49.41	≤-21.06	PASS
DH5	Ant1	2480	0~Reference	-0.69	-0.69	---	PASS
DH5	Ant1	2480	30~1000	-0.69	-61.39	≤-20.69	PASS
DH5	Ant1	2480	1000~26500	-0.69	-50.2	≤-20.69	PASS
2DH5	Ant1	2402	0~Reference	-5.30	-5.30	---	PASS
2DH5	Ant1	2402	30~1000	-5.30	-62.14	≤-25.3	PASS
2DH5	Ant1	2402	1000~26500	-5.30	-49.72	≤-25.3	PASS
2DH5	Ant1	2441	0~Reference	-6.26	-6.26	---	PASS
2DH5	Ant1	2441	30~1000	-6.26	-61.99	≤-26.26	PASS
2DH5	Ant1	2441	1000~26500	-6.26	-50.05	≤-26.26	PASS
2DH5	Ant1	2480	0~Reference	-5.00	-5.00	---	PASS
2DH5	Ant1	2480	30~1000	-5.00	-61.05	≤-25	PASS
2DH5	Ant1	2480	1000~26500	-5.00	-50.43	≤-25	PASS
3DH5	Ant1	2402	0~Reference	-2.59	-2.59	---	PASS
3DH5	Ant1	2402	30~1000	-2.59	-61.6	≤-22.59	PASS
3DH5	Ant1	2402	1000~26500	-2.59	-49.17	≤-22.59	PASS
3DH5	Ant1	2441	0~Reference	-5.97	-5.97	---	PASS
3DH5	Ant1	2441	30~1000	-5.97	-61.9	≤-25.97	PASS
3DH5	Ant1	2441	1000~26500	-5.97	-50.16	≤-25.97	PASS
3DH5	Ant1	2480	0~Reference	-7.11	-7.11	---	PASS
3DH5	Ant1	2480	30~1000	-7.11	-61.86	≤-27.11	PASS
3DH5	Ant1	2480	1000~26500	-7.11	-49.79	≤-27.11	PASS

Test Graphs

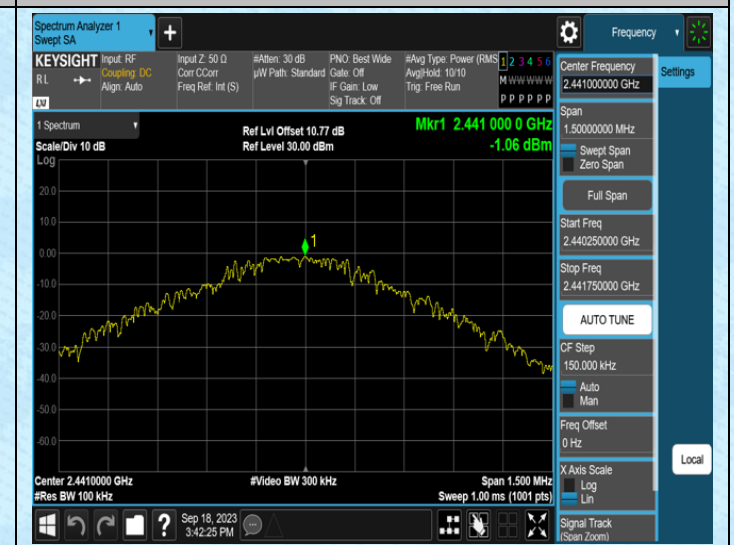


DH5-Ant1-2402-0-Reference

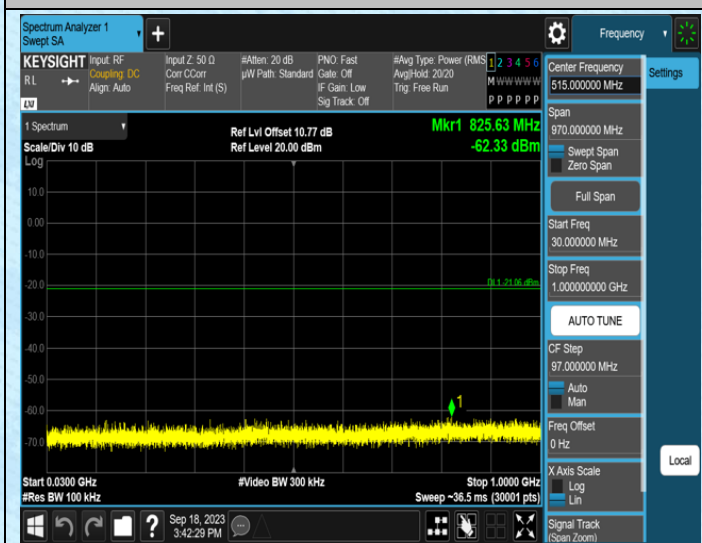
DH5-Ant1-2402-30~1000



DH5-Ant1-2402-1000~26500



DH5-Ant1-2441-0-Reference



DH5-Ant1-2441-30~1000



DH5-Ant1-2441-1000~26500



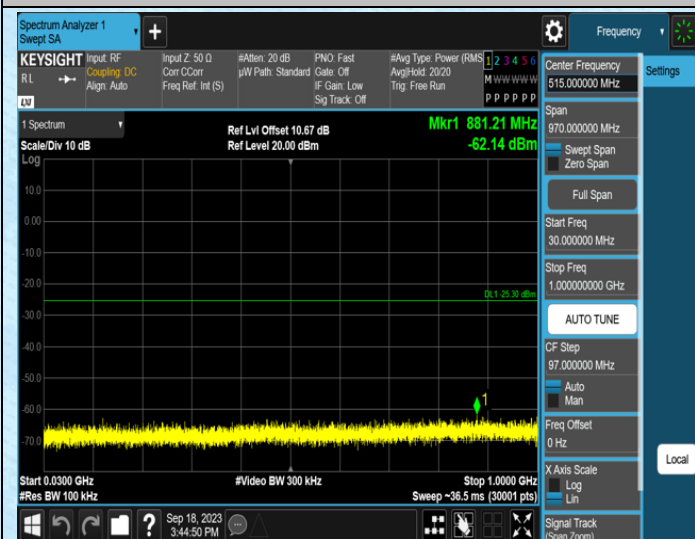
DH5-Ant1-2480-0-Reference

DH5-Ant1-2480-30-1000



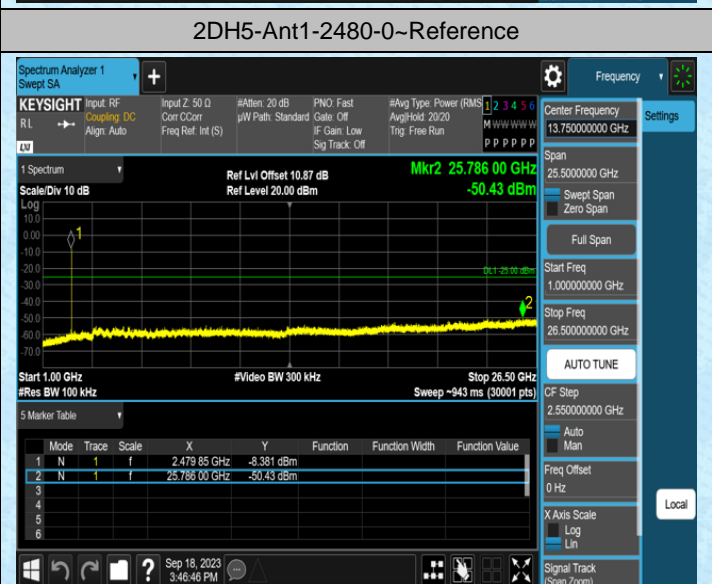
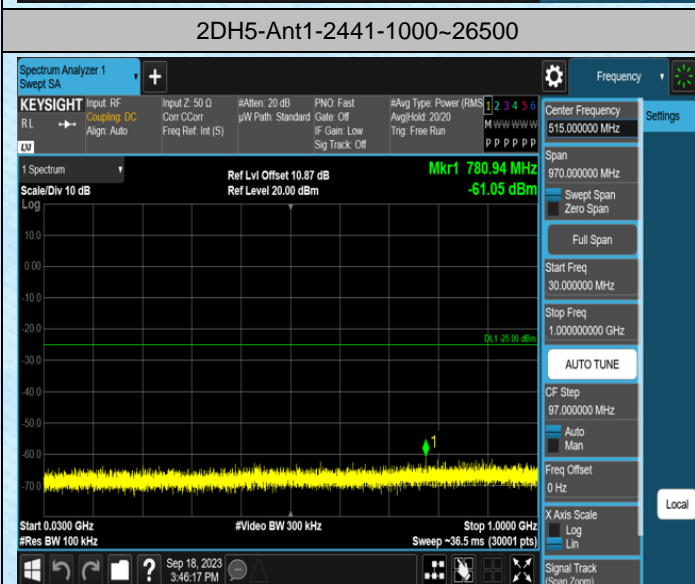
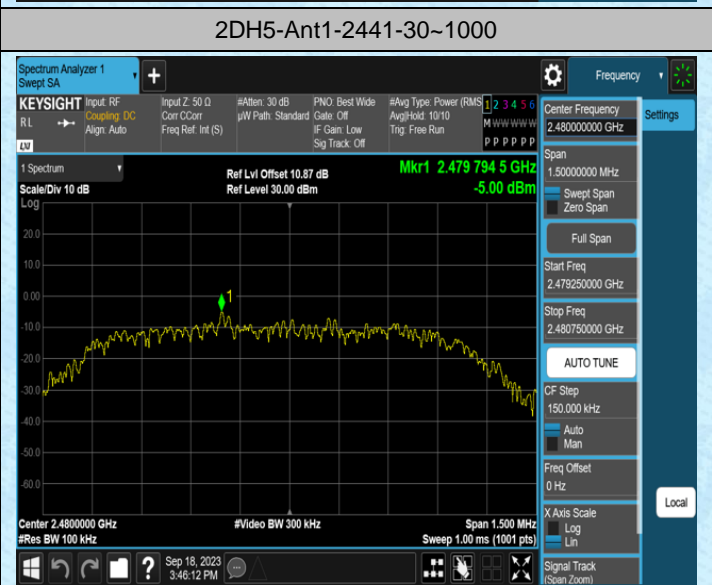
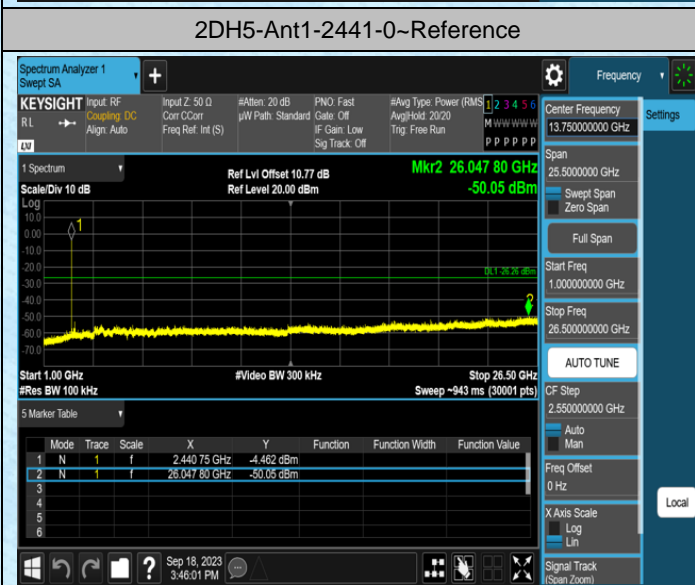
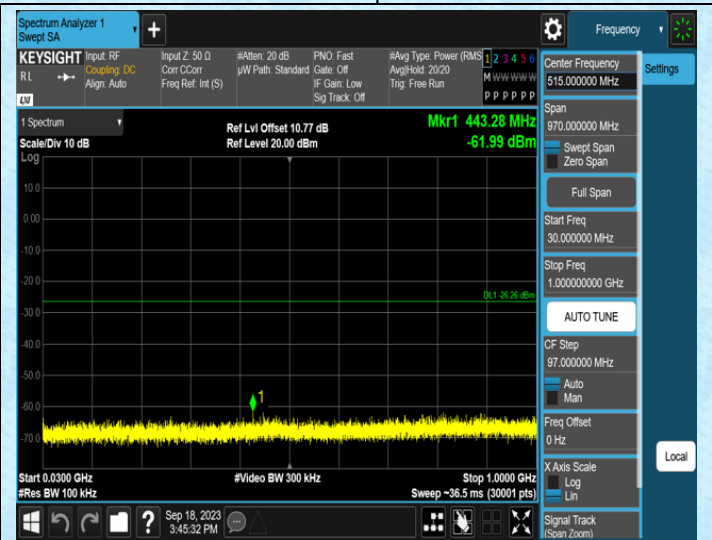
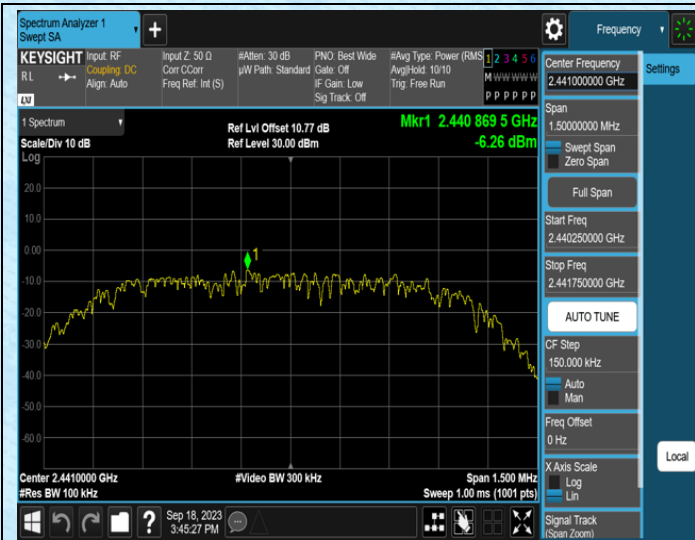
DH5-Ant1-2480-1000-26500

2DH5-Ant1-2402-0-Reference



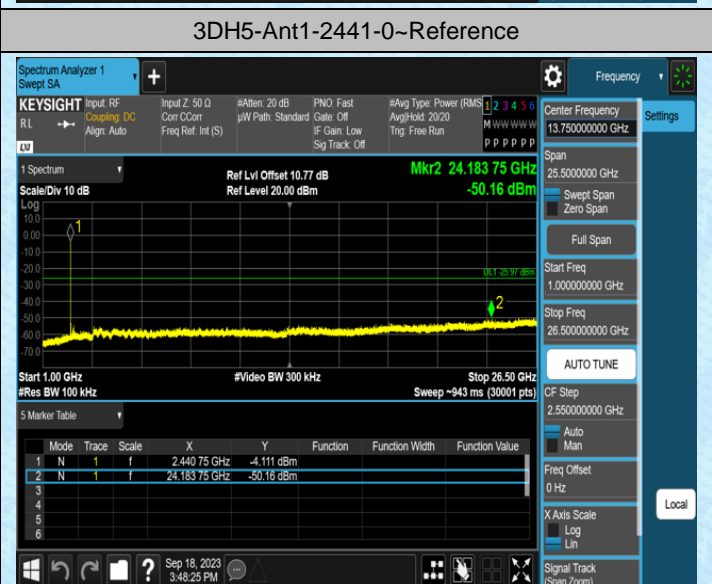
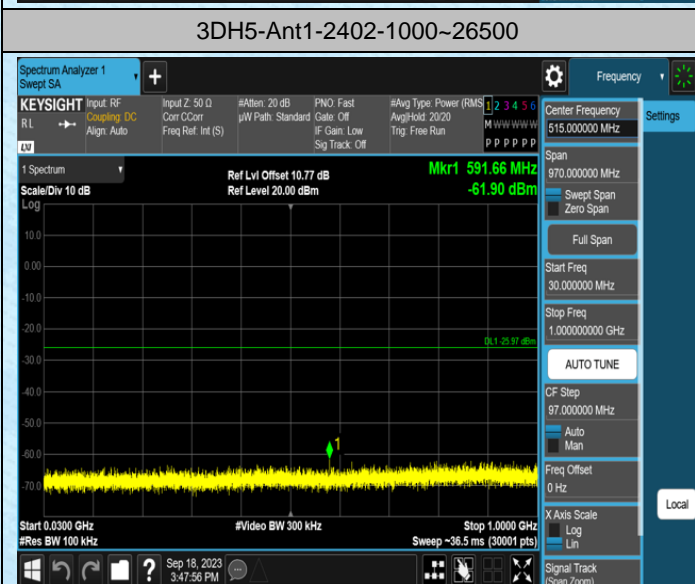
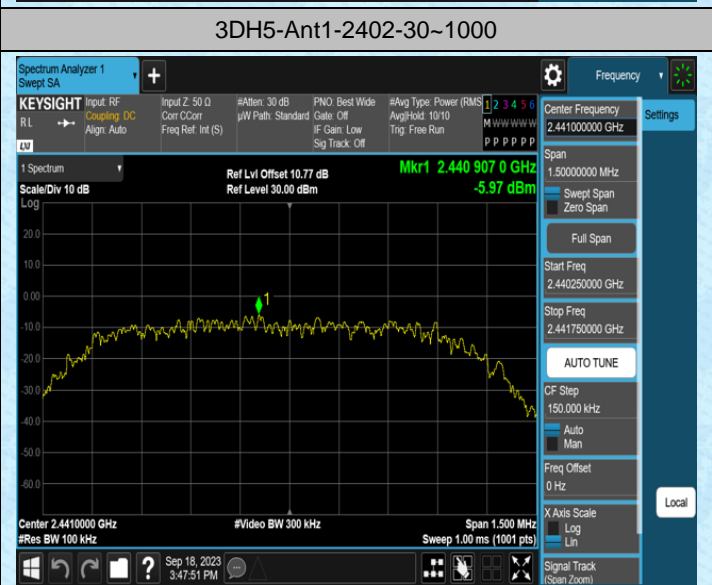
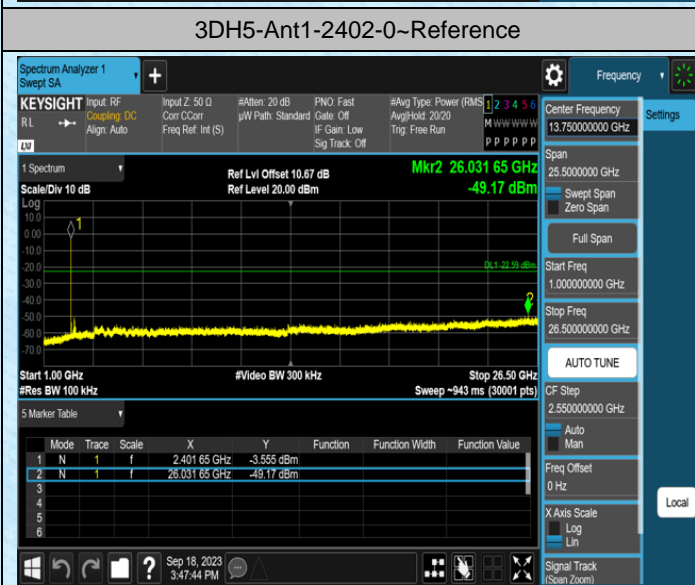
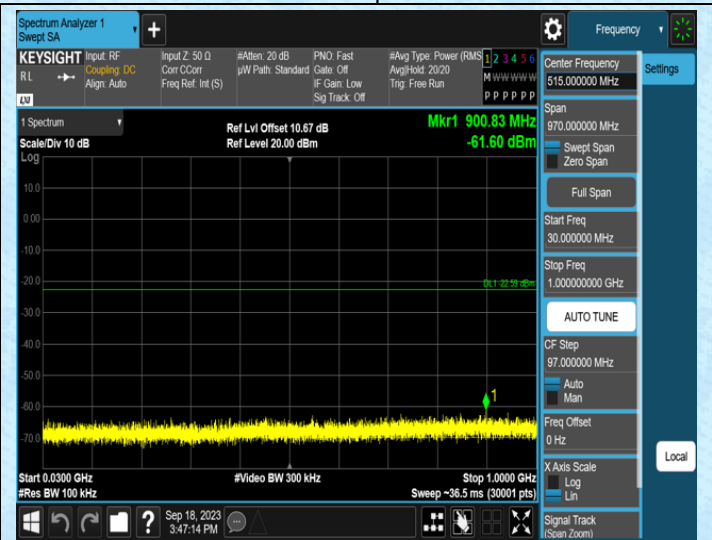
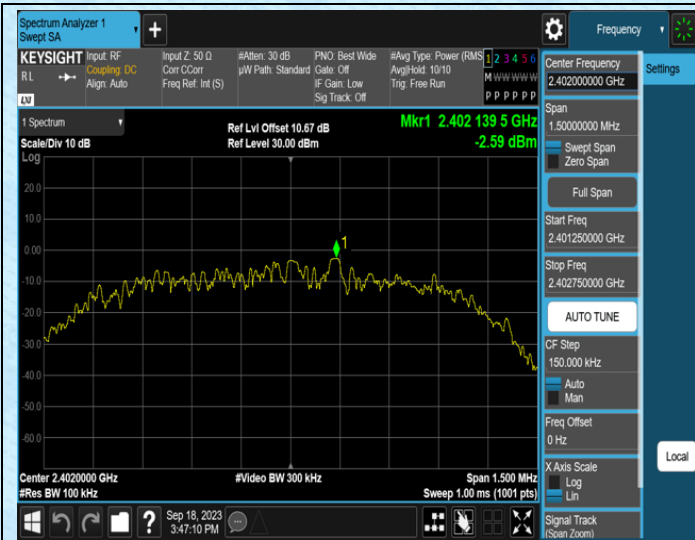
2DH5-Ant1-2402-30-1000

2DH5-Ant1-2402-1000-26500




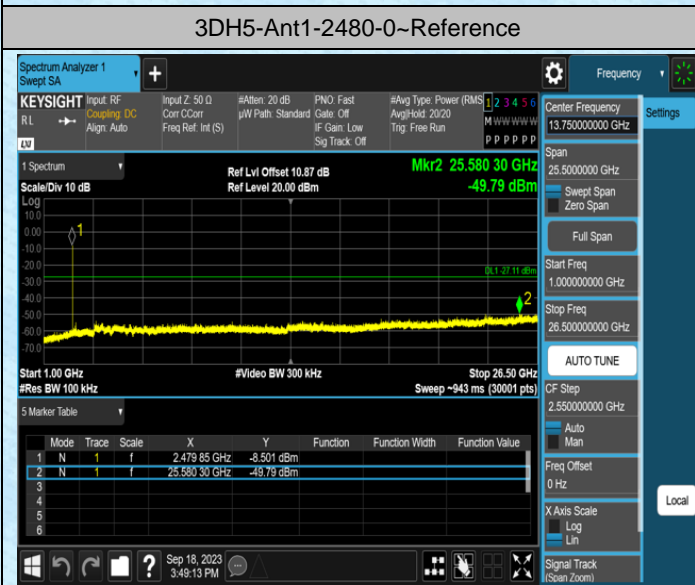
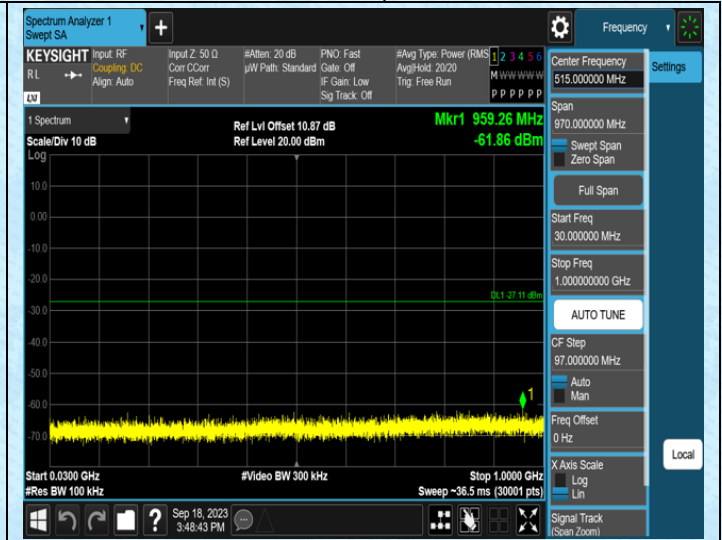
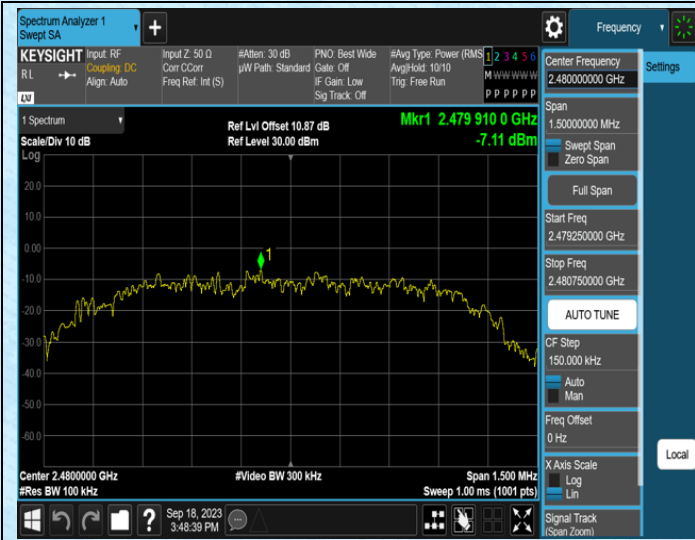
2DH5-Ant1-2480-30~1000

2DH5-Ant1-2480-1000~26500



3DH5-Ant1-2441-30~1000

3DH5-Ant1-2441-1000~26500

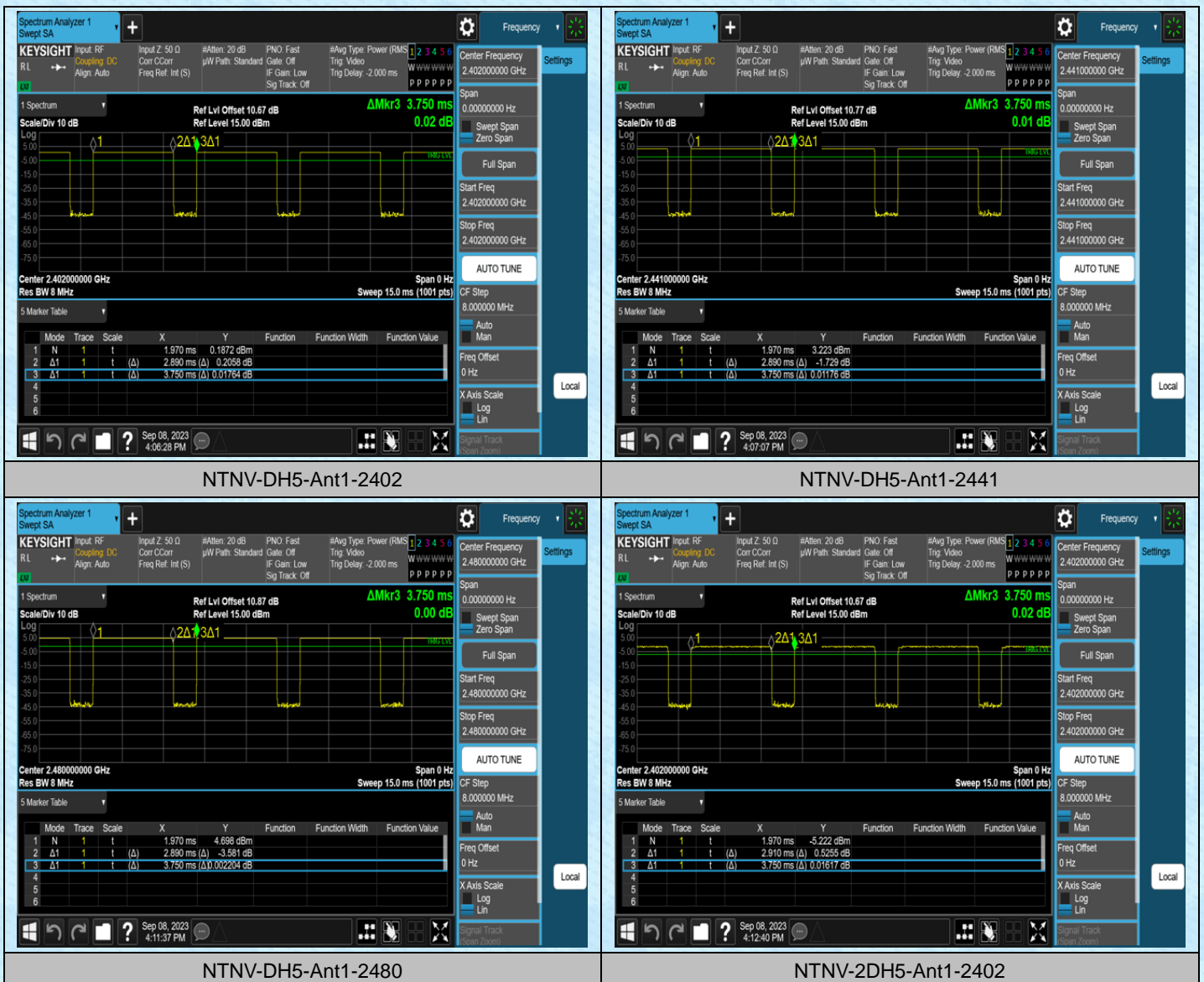


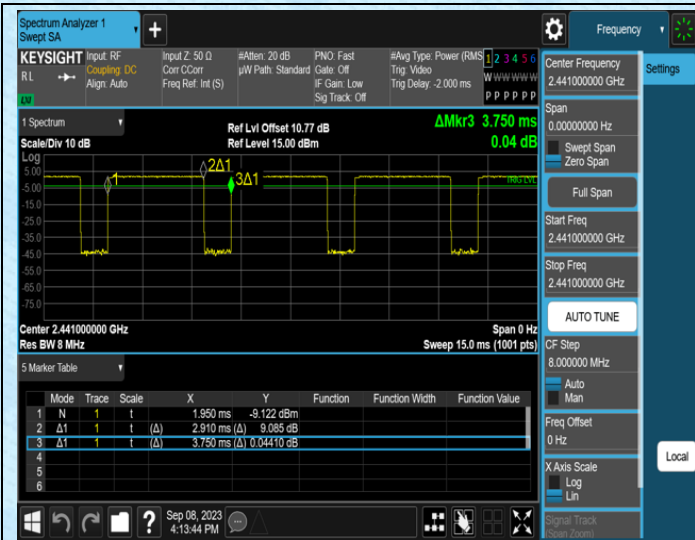
Appendix: Duty Cycle

Test Result

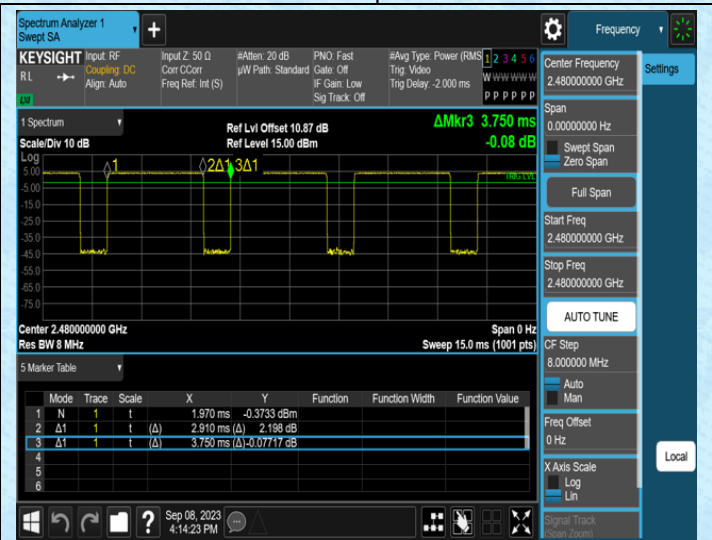
TestMode	Antenna	Frequency[MHz]	ON Time [ms]	Period [ms]	Duty Cycle [%]	Duty Cycle Factor[dB]
DH5	Ant1	2402	2.89	3.75	77.07	1.13
DH5	Ant1	2441	2.89	3.75	77.07	1.13
DH5	Ant1	2480	2.89	3.75	77.07	1.13
2DH5	Ant1	2402	2.91	3.75	77.60	1.10
2DH5	Ant1	2441	2.91	3.75	77.60	1.10
2DH5	Ant1	2480	2.91	3.75	77.60	1.10
3DH5	Ant1	2402	2.91	3.75	77.60	1.10
3DH5	Ant1	2441	2.91	3.75	77.60	1.10
3DH5	Ant1	2480	2.91	3.75	77.60	1.10

Test Graphs

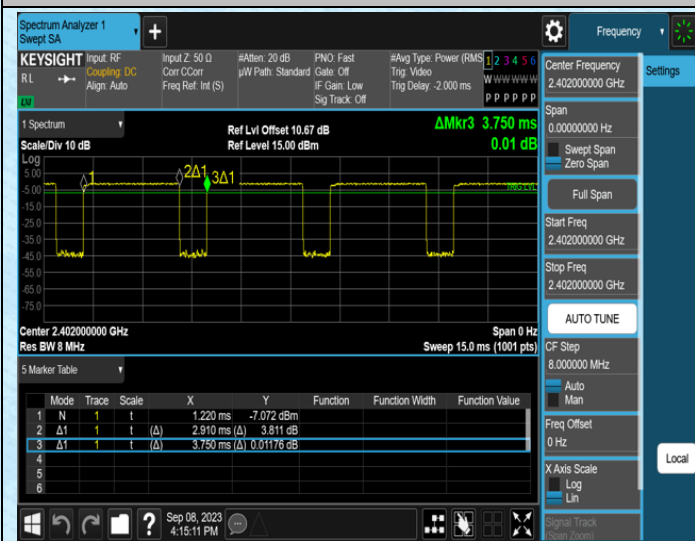




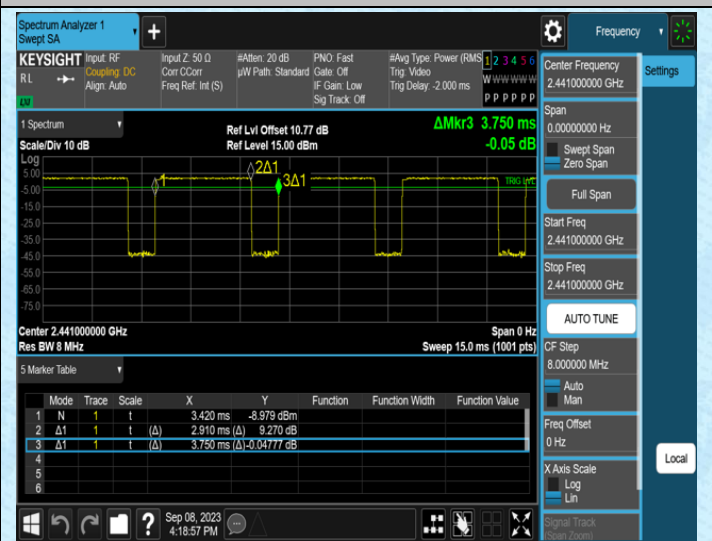
NTVN-2DH5-Ant1-2441



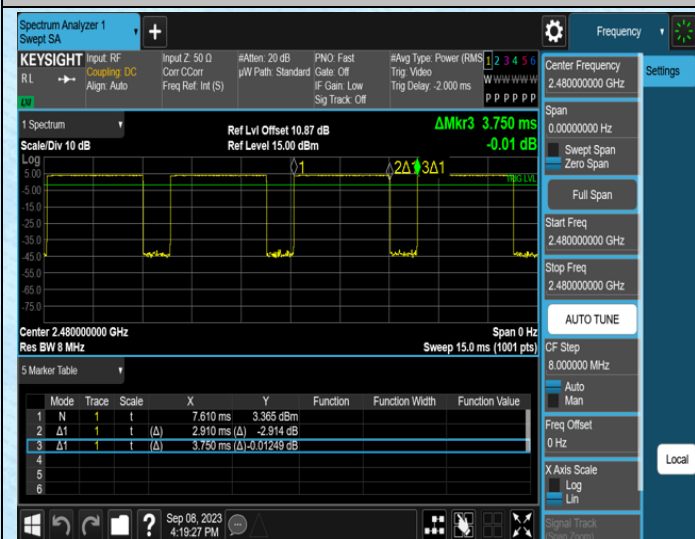
NTVN-2DH5-Ant1-2480



NTVN-3DH5-Ant1-2402



NTVN-3DH5-Ant1-2441



NTVN-3DH5-Ant1-2480

-----End-----