


# Piggy R09



**Safety Precautions:** Remove battery from the toy when not in use. Warning: To every parent: Please read carefully this manual with your kids before playing, for the better fun. (Changes or modifications to this unit not expressly approved by the party responsible for compliance could void the user's authority to operate the equipment).

## Cautions:

- Non-rechargeable batteries are not to be recharged.
- Different types of batteries or new and used batteries are not to be mixed.
- Only batteries of the same or equivalent type as recommended are to be used.
- Batteries are to be inserted with correct polarity.
- Exhausted batteries are to be removed from the toy.
- The supply terminals are not to be short-circuited.

## Note:

- Parental guidance is recommended when installing or replacing batteries.
- You are advised to replace the battery as soon as the function becomes impaired.
- Users should keep and retain this information for future reference.
- Users should keep strict accordance with the instruction manual while operating the product.

## Care and Maintenance:

- Always remove batteries from the toy when it is not being used for a long period of time.
- Wipe the toy gently with a clean damp cloth.
- Keep the toy away from direct sunlight and/or direct heat.
- Do not submerge the toy into water that can damage the electronic assemblies.

## Package Contents



Screwdriver X1



Injector X1



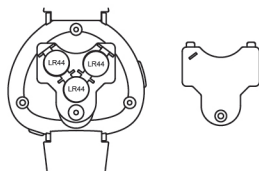
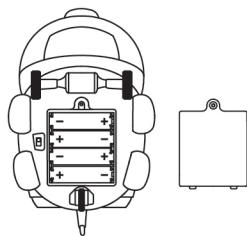
DIY Paster X1

## Battery requirement

Power Supply: DC

Batteries: 4 x 1.5V AA (not included)

Contraller better standrad: LR44 X 3 (not included)



Open the battery compartment by screwdriver before using, insert batteries in the battery compartment with correct polarity, then close the compartment with the screw.

## Pig Speak:

Turn on: " I am coming! "

Spray: " speed up! "


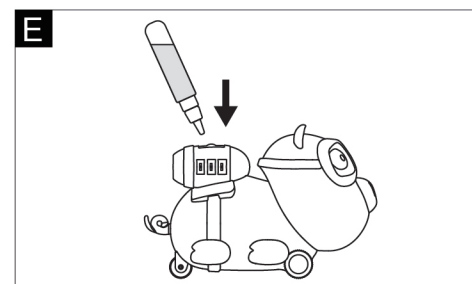
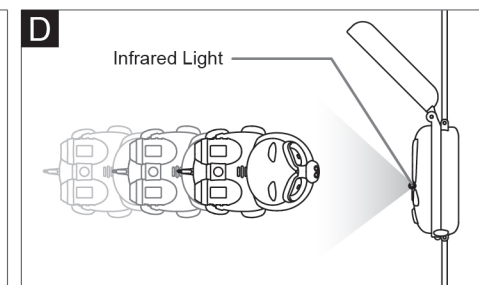
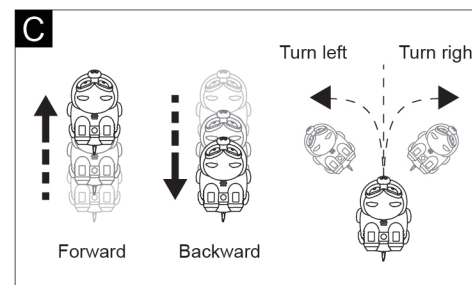
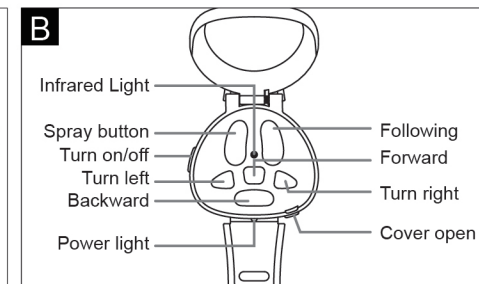
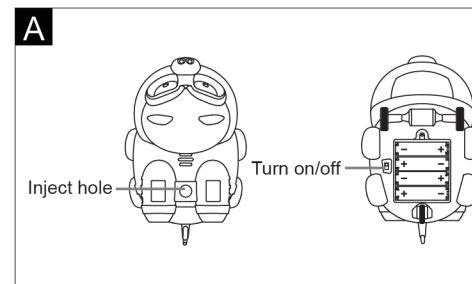
Following: " Hi master, i am following! "

Backward: " hum... "

Low power: " I am hungry! "

Ready mode: " hum...in every 10 seconds. "

Sleeping mode: " snore...in every 20 seconds. "



## Function:

A.Pig "inject hole" and "turn on/off"

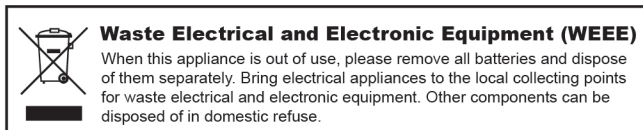
B.Watch controller: function as pic.

C.Forward, backward, turn left, turn right moving as pic.

D.Following function: press "following" button, controller power light change to following function mode and blinking, put controller infrared light face to pig face (within 1 meter distance), controller move forward and pig following (note: the button "forward", "backward", "left", "right", "spray" failure).  
Repress "following" button to regain all buttons function (power light hold).

E.Inject water to spray by inject injector (injector include)

F.Press the button "spray" to mean while moving forward for 8 seconds, press "backward" button to cancel.



FCC ID: 2AEVN-R09

NOTE: This equipment has been tested and found to comply with the limits for a Class B digital device, pursuant to part 15 of the FCC Rules. These limits are designed to provide reasonable protection against harmful interference in a residential installation. This equipment generates uses and can radiate radio frequency energy and, if not installed and used in accordance with the instructions, may cause harmful interference to radio communications. However, there is no guarantee that interference will not occur in a particular installation. If this equipment does cause harmful interference to radio or television reception, which can be determined by turning the equipment off and on, the user is encouraged to try to correct the interference by one or more of the following measures:

- Reorient or relocate the receiving antenna.
- Increase the separation between the equipment and receiver.
- Connect the equipment into an outlet on a circuit different from that to which the receiver is connected.
- Consult the dealer or an experienced radio/TV technician for help

Changes or modifications not expressly approved by the party responsible for compliance

could void the user's authority to operate the equipment.

This device complies with Part 15 of the FCC Rules. Operation is subject to the following two conditions:

- (1) this device may not cause harmful interference, and
- (2) this device must accept any interference received, including interference that may cause undesired operation.