折线

210. 0

297. 0

SAFETY WARNINGS:

- Do not expose to moisture or extreme temperatures.
- Do not exceed the max capacity of 396 lbs (180 kg).
- Keep step carefully and gently when on the scale. Never jump or stomp on the scale.
- Battery replacing must be done by professional or under professional guidance.

Note: This equipment has been tested and found to comply with the limits of Class B digital device, pursuant to part 15 of the FCC Rules. These limits are designed to provide reasonable protection against harmful interference in a residential installation. This equipment generates, uses and can radiate radio frequency energy and if not installed and used in accordance with the instructions, may cause harmful interference to radio communications. However, there is no guarantee that interference will not occur in a particular installation. If this equipment does cause harmful interference to radio or television reception, which can be determined by turning the equipment off and on, the user is encouraged to try to correct the interference by one or more of the following measures:

– Reorient or relocate the receiving antenna.
– Increase the separation between the equipment and receiver.
– Connect the equipment into an outlet on a circuit different from that to which the receiver is connected.
– Consult the dealer or an experienced radio/TV technician for help.

Warning: Changes or modifications to this unit not expressly approved by the party responsible for compliance could void the user's authority to operate the equipment.

FCC ID: 2AEVH-1015793

IC: 21808-1015793

BATTERY WARNINGS:

- Do not mix old and new batteries.
- Do not mix alkaline, standard (carbon-zinc), or rechargeable batteries.
- Remove batteries when not in use.
- Insert batteries using the correct polarity. Improper use, replace or charge may cause explosion, fire or injury.
- Keep batteries out of children's reach. Swallowing batteries can be hazardous to health and may cause internal burns within two hours. Seek medical attention immediately if ingested.
- Do not short-circuit the battery supply terminals.
- Do not disassemble or attempt to open or deform batteries.
- Do not expose batteries to heat or fire.
- Remove batteries before storing.
- Recycle or dispose of batteries according to local laws and local laws.

This device contains licence-exempt transmitter(s)/receiver(s) that comply with Innovation, Science and Economic Development Canada's licence-exempt RSS(s). Operation is subject to the following two conditions:
1) This device may not cause interference;
2) This device must accept any interference, including interference that may cause undesired operation of the device.

L'émetteur/récepteur exempt de licence contenu dans le présent appareil est conforme aux CNR d'Innovation, Sciences et Développement économique Canada applicables aux appareils radio exempts de licence. L'exploitation est autorisée aux deux conditions suivantes:
1) L'appareil ne doit pas produire de brouillage;
2) L'appareil doit accepter tout brouillage radioélectrique subi, même si le brouillage est susceptible d'en compromettre le fonctionnement.

IC: 21808-1015793

FCC STATEMENT

This device complies with Part 15 of the FCC Rules. Operation is subject to the following two conditions: (1) This device may not cause harmful interference, and (2) this device must accept any interference received, including interference that may cause undesired operation.

Bluetooth

The Bluetooth word mark and logos are registered trademarks owned by Bluetooth SIG, Inc.

CONGRATULATIONS ON YOUR PURCHASE OF THE SPASTUDIO® DIGITAL SCALE.

Please read all instructions and warnings prior to use. Keep this manual as it contains important information for future reference.

Apple and the Apple logo are trademarks of Apple Inc., registered in the U.S. and other countries. App Store is a service mark of Apple Inc., registered in the U.S. and other countries.

Google Play and the Google Play logo are trademarks of Google LLC.

SHARPER IMAGE® AND LOGOS (INCLUDING THE 77 LOGO, TOMORROW'S TOMORROW, AND SPASTUDIO) ARE TRADEMARKS OR REGISTERED TRADEMARKS. DISTRIBUTED BY AND © 2021 MERCHSOURCE, LLC, IRVINE, CA 92618. ALL RIGHTS RESERVED.

FOR CUSTOMER SUPPORT, PLEASE CALL 1-800-374-2744.

MODEL NO.: 1015793

Printed in China.

SHARPER IMAGE®

SPASTUDIO® DIGITAL SCALE

WI-FI SMART FULL BODY COMPOSITION SCALE

封底

封面

折线

CONTENTS

SPASTUDIO® Digital Scale

SPECIFICATIONS

Model: 1015793
Dimensions: 14.17 in. x 12.13 in. x 1.16 in.
Weight Range: 1.1 lbs. – 396 lbs. (0.5 kg – 180 kg)
Display Info: Weight (lbs. and kg) and BMI
Batteries: 3 AAA 1.5V batteries (not included)
Data Transfer: Bluetooth and WiFi

GETTING STARTED

BATTERY INSTALLATION

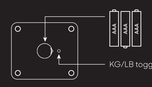

1. Open the battery compartment.
2. Install 3 AAA 1.5V batteries with the polarity shown in the diagram.
3. Close the battery compartment.

SETUP

1. Press the KG/LB toggle switch button to choose the display units (lbs. or kg) and then place the scale on a hard, flat surface.
2. Download and install the Sharper Image® Scale app onto your smartphone. Scan the below QR code or search "Sharper Image Scale" on the App Store or Google Play (Figure A).
3. Enable Bluetooth on your smartphone. For iOS 13 and later, go to settings, scroll to the Sharper Image Scale app and turn on Bluetooth permissions for the app. For Android 6.0 and later, ensure location services are enabled.
4. Open the Scale app, select Sign Up and input your info (Figure B).

Note: Accurate information is required to calculate your BMI and body composition.

5. Pair the scale with your smartphone by clicking the gear icon and then Manage Devices. Step on the scale and then click the scale name. Stay on the scale until connected (Figure C, D).
6. Next, click Configure Wi-Fi and then select your Wi-Fi network and input your Wi-Fi password.

Note: Your Wi-Fi network must be visible to connect to Wi-Fi.

7. Click the back arrows on the upper left to return to your user dashboard.

A.

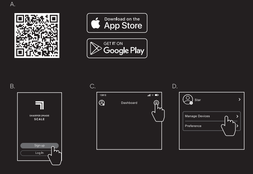

FEATURES

- Smartphone sync for weight and body composition tracking.
- Compatible with health apps.
- Connect up to 8 users.

CARE INSTRUCTIONS

- Spot clean only. Wipe with a soft, damp cloth as needed.
- Do not immerse in water.
- Do not use detergent or soap when cleaning.

HOW TO USE

(FULL DISPLAY)

Increase from last measurement
Decrease from last measurement
No change from last measurement

1. Make sure the scale is placed on a hard, flat surface.
2. Open the Scale app to enter your user dashboard.

Note: Press the profile icon on the upper left to switch or add users (Figure E).

3. To turn on body fat calculations in the app, click the gear icon, Preference and then Body Fat Calculation. Toggle on Body Fat Calculation (Figure F, G, H, I, J).
4. Step on the scale to wake it from sleep mode and then step off the scale when the numbers appear.
5. Wait for the scale to display "CAL" and then "0.0" or "0.00" before stepping back on the scale.
6. Carefully step onto the scale to measure your weight.
7. In the Scale app, click the Weight box to enter Weight Management. You can review detailed information and track changes over time (Figure J).

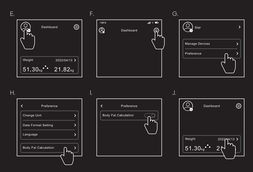

TROUBLE SHOOTING

DISPLAY MESSAGES

- If the display does not turn on or "Lo" is displayed, replace the batteries.
- If "Overload shows, Err, (Error)" is displayed, make sure the scale is not overloaded. Maximum weight capacity is 396 lbs (180 kg).
- If "CAL" is displayed, the scale is calibrating. Wait for calibration to finish. Reposition the scale if necessary.
- If you suspect the measured weight may be incorrect, make sure the scale is on a hard, flat surface and recalibrate the scale before use.

Note: BMI and body composition are calculated based on user-supplied information and measured weight. This scale is not a medical device and is not intended for supplying information which may impact medical decisions. Consult a physician for any medical or dietary decisions.

折线

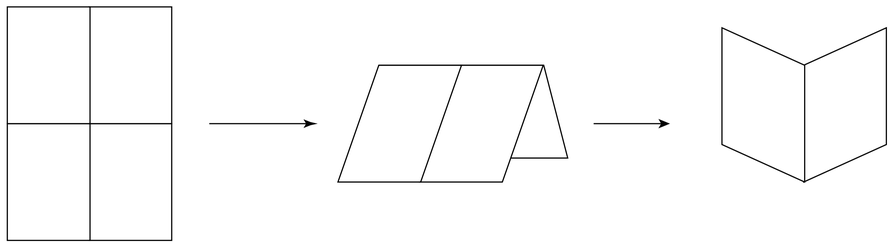

请注意折法与封面

技术要求	
规　　格	297*210mm 对折+对折
材　　质	128g铜版纸
印　　刷	单黑
表面处理	覆哑膜

1. 纸材湿度要求12%以下

深 圳 市 伊 欧 乐 科 技 有 限 公 司				过程	人员	日期
物料编号	20220810	版　本	A/0	设计		
品　　名	说明书	图　号	/	审核		
规格描述	297*210mm 128g铜版纸 对折+对折 单黑 覆哑膜 A/0			批准		