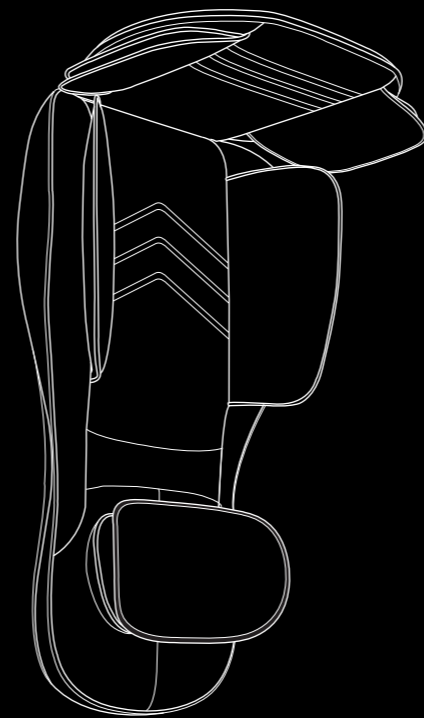


INTRODUCTION

Congratulations on your purchase of the Shiatsu Smart Massager. Please read all instructions and warnings prior to use. Keep this sheet as it contains important information for future reference.

CONTENTS



SHIATSU SMART MASSAGER

POWER ADAPTER



SHARPER IMAGE® NAME AND LOGOS (INCLUDING THE 77
LOGO AND TOMORROW'S TOMORROW) ARE TRADEMARKS
OR REGISTERED TRADEMARKS, DISTRIBUTED BY AND © 2020
MERCHANTSOURCE, LLC, IRVINE, CA 92618.
ALL RIGHTS RESERVED.
FOR TECHNICAL SUPPORT, PLEASE CALL 1-800-374-2744.
THE BLUETOOTH® WORD MARK AND LOGOS ARE REGISTERED
TRADEMARKS OWNED BY BLUETOOTH SIG, INC.
APPLE AND THE APPLE LOGO ARE TRADEMARKS OF APPLE
INC., REGISTERED IN THE U.S. AND OTHER COUNTRIES.
APP STORE IS A SERVICE MARK OF APPLE INC., REGISTERED IN
THE U.S. AND OTHER COUNTRIES.
GOOGLE PLAY AND THE GOOGLE PLAY LOGO ARE
TRADEMARKS OF GOOGLE, LLC.
PRINTED IN CHINA
MODEL# 1013245

SAFETY WARNINGS

PLEASE READ BEFORE USE

- Not a children's item. Keep out of the reach of children.
- Always wear a shirt/clothing when using. Do not use on bare skin to avoid possible irritation.
- Do not use this item if you are pregnant or have an injury or illness. Consult your physician if you have a medical condition that may prevent safe use of this item.
- Use only the provided power adapter.
- Do not use over sensitive skin areas or in areas of poor circulation.
- Do not fall asleep while using.
- Never operate under blankets where air opening may be blocked. Excessive heat can occur and cause fire, electric shock, or injury to persons.
- Do not leave this item unattended when it is plugged in.
- Always allow item to cool if it becomes too hot.
- Do not expose to extreme temperatures or moisture.
- Never touch the power plug with wet hands.
- Do not carry this item by its cord.
- Do not use attachments of any kind other than those that may be included.
- Thoroughly inspect products before every use. If the product appears worn, frayed/splintered, cracked, or broken in any manner, discontinue use and discard immediately.

FCC STATEMENT

This device complies with part 15 of the FCC Rules. Operation is subject to the following two conditions:

1. This device may not cause harmful interference, and
2. this device must accept any interference received, including interference that may cause undesired operation.

NOTE: This equipment has been tested and found to comply with the limits for a Class B digital device, pursuant to part 15 of the FCC Rules. These limits are designed to provide reasonable protection against harmful interference in a residential installation. This equipment generates, uses and can radiate radio frequency energy and, if not installed and used in accordance with the instructions, may cause harmful interference to radio communications. However, there is no guarantee that interference will not occur in a particular installation. If this equipment does cause harmful interference to radio or television reception, which can be determined by turning the equipment off and on, the user is encouraged to try to correct the interference by one or more of the following measures:

- Reorient or relocate the receiving antenna.
- Increase the separation between the equipment and receiver.
- Connect the equipment into an outlet on a circuit different from that to which the receiver is connected.
- Consult the dealer or an experienced radio/TV technician for help.

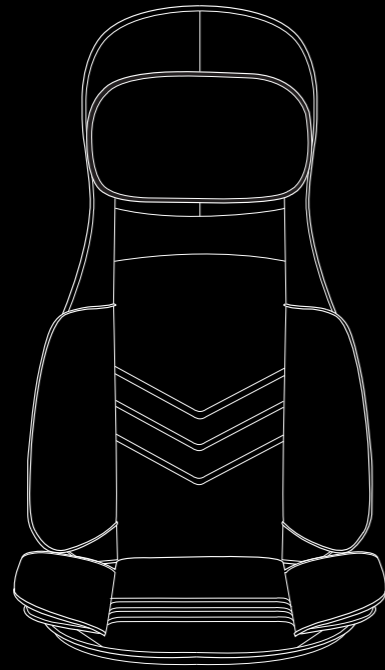
WARNING: Changes or modifications to this unit not expressly approved by the party responsible for compliance could void the user's authority to operate the equipment.

FCC ID: 2AEVM1013245
MODEL: SI SHIATSU SMART



SHARPER IMAGE®

SHIATSU SMART
SEAT MASSAGER FOR NECK,
SHOULDERS AND BACK



FEATURES

- Full back, Neck and Shoulder Massage
- Customizable massage
- 15-minute auto timer
- Air pressure
- Seat vibration

QUICK START

1. Position – Place the massager on your favorite chair
2. Power – Connect the power adapter into the massager then plug the adapter into a wall outlet.
3. Enjoy – Sit and press the Power Button. Use the controller to customize your massage.

CARE INSTRUCTIONS

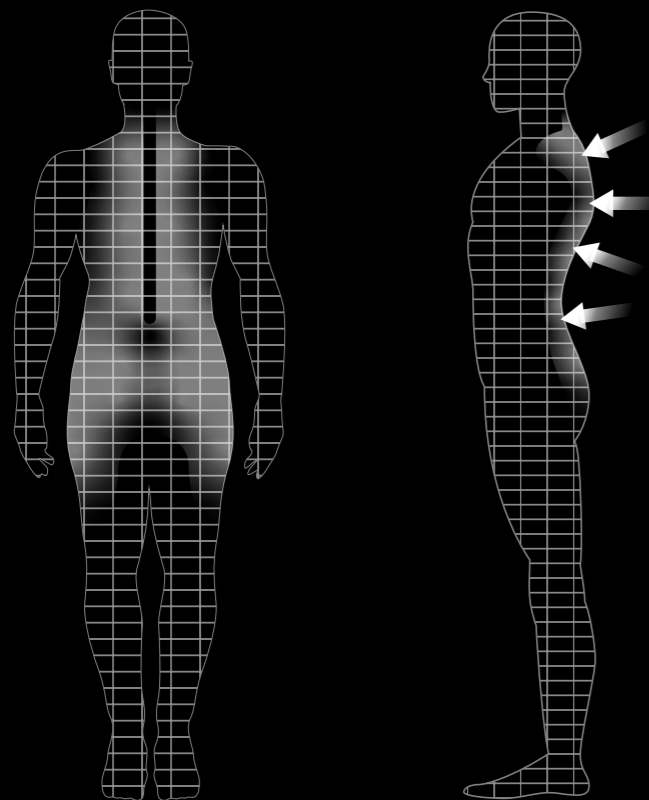
- Spot clean only. Unplug and wipe with a damp cloth.
- Air-dry only. Never place in a dryer.
- Allow to dry fully before plugging back in.
- Do not submerge in water.
- Do not use detergent or soap when cleaning.

DANGER



To reduce the risk of electric shock, always unplug this appliance from the electrical outlet immediately after using and before cleaning.

GOOD FOR: NECK, SHOULDERS AND BACK



USING THE APP

1. Download our Sharper Image Shiatsu Smart free app from App Store or Google Play.



2. Control your massage from your phone.

USING THE CONTROLLER

1. Sit and turn power on.
2. Adjust the height of the neck massage rollers to your desired position.
3. Choose your massage setting.
4. Choose which part of your back you want massaged.

