

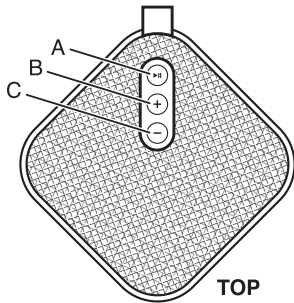
# MINI COLOR CHANGING BLUETOOTH® SPEAKER

## CONTENTS

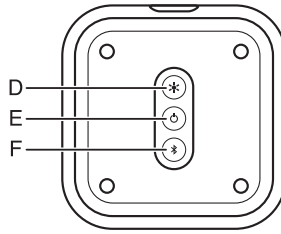
- Mini Color Changing Bluetooth® Speaker
- USB Charging Cable

## SPECIFICATIONS

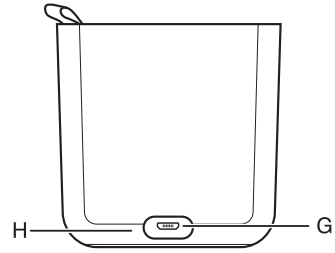
- Power: 5W
- Bluetooth® Version: V5
- Battery Size: Built-in 680mAh Lithium Polymer Battery
- Input Power: DC 5V, 500mA (Micro USB Port)



TOP



BOTTOM



SIDE

## CONTROLS

- A. Play Pause – Press to pause, play, or answer a call and press and hold to reject a call.
- B. Volume Up.
- C. Volume Down.
- D. Color Change – Press to toggle through; slow color change, fast color change, freeze current color, pulse, and off.
- E. Power Button – Press and hold to turn unit on/off.
- F. Bluetooth® Button – Press to disconnect/connect with smart devices.
- G. DC In Port – To charge speaker, connect the provided cable into this port and the other side to a computer or USB adapter.
- H. Red LED – It will turn on when charging and off when speaker is fully charged.

## SAFETY WARNINGS:

- Not a children's item. Keep out of reach of children.
- This item flashes and changes colors rapidly which may affect individuals who are susceptible to photosensitive epilepsy or other photo sensitivities.
- Only use the included power cable for operation.
- Do not attempt to use this product for other purposes.
- Do not expose to extreme temperatures or moisture.
- Do not expose to direct sunlight.
- Thoroughly inspect products before every use. If the product appears worn, frayed/splintered, cracked, or broken in any manner, discontinue use and discard immediately.

## RECHARGEABLE BATTERY WARNING:

- This product contains batteries that are non-replaceable.
- There is a risk of fire and personal injury if battery is punctured, damaged, or misused.
- Do not dismantle, crush, incinerate or short-circuit battery.
- Never expose battery to extreme temperatures or moisture.
- Keep away from flammable materials and direct sunlight.
- Only charge using the provided charger, cable, and/or adapters.
- Rechargeable battery is only to be charged by an adult.
- Adult Supervision of the battery while it is charging is required.
- Allow battery to cool to room temperature before charging.
- Charge on a non-flammable surface and keep away from flammable products.
- Discontinue charging if battery becomes hot, swells, smokes, or gives off a strong odor.
- Battery chargers used with the product are to be regularly examined for damage to the cord, plug, enclosure, and other parts. In the event of such damage, charger must not be used until the damage has been repaired.
- Recycle or dispose of battery according to federal, state, and local laws
- Keep these instructions for future reference.

©2019 MerchSource, LLC. Irvine, CA 92618. All rights reserved.  
For technical support, please call 1-800-374-2744.

**KEEP THIS INSTRUCTION MANUAL AS IT CONTAINS IMPORTANT INFORMATION FOR FUTURE REFERENCE.**

Due to continuous product improvements, the picture on the manual may differ slightly from the actual product.

Printed in China.

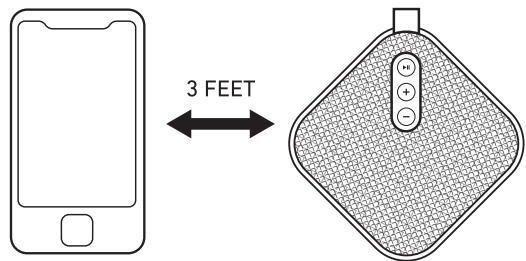
# MINI COLOR CHANGING BLUETOOTH® SPEAKER

## PAIRING THE SPEAKER

Your device must have Bluetooth® capability. Consult your device manufacturer or user manual if you are unsure if your device has this feature.

Turn off any devices that may have been previously paired to the speaker.

1. Press and hold the power button (⏻) to turn the speaker on.
2. Place your device within 3 feet of speaker. (Figure 1)
3. Enable Bluetooth® on your device and search for new Bluetooth® devices. Refer to your device's manual on how to enable and operate Bluetooth®.
4. Select **SI COLOR MINI** from the list of Bluetooth® available devices.
5. A tone coming from the speaker will notify you when the speaker is successfully paired.
6. You can now stream music wirelessly from your device to your speakers.
7. Speaker will automatically power down after 15 minutes of inactivity.



**Fig. 1**

**Note:** If you restart the speaker, it will automatically pair with your device. A tone will notify you when the speaker is successfully paired.

**WARNING:** Changes or modifications not expressly approved by the party responsible for compliance could void the user's authority to operate the equipment

This device complies with Part 15 of the FCC Rules. Operation is subject to the following two conditions: (1) this device may not cause harmful interference, and (2) this device must accept any interference received, including interference that may cause undesired operation.

**NOTE:** This equipment has been tested and found to comply with the limits for a Class B digital device, pursuant to Part 15 of the FCC Rules. These limits are designed to provide reasonable protection against harmful interference in a residential installation. This equipment generates, uses and can radiate radio frequency energy and, if not installed and used in accordance with the instructions, may cause harmful interference to radio communications. However, there is no guarantee that interference will not occur in a particular installation. If this equipment does cause harmful interference to radio or television reception, which can be determined by turning the equipment off and on, the user is encouraged to try to correct the interference by one or more of the following measures:

- Reorient or relocate the receiving antenna.
- Increase the separation between the equipment and receiver.
- Connect the equipment into an outlet on a circuit different from that to which the receiver is connected.
- Consult the dealer or an experienced radio/ TV technician for help.



The Bluetooth® word mark and logos are registered trademarks owned by Bluetooth SIG, Inc. Computers, tablets, Smart Phones, and music players must have built-in Bluetooth® wireless technology to connect. This product is not affiliated with or endorsed by any of the above mentioned, referenced or pictured trademarks, companies or devices.



Printed in China.